

# SIMMERRING AND ROTARY SEALS – VOLUME 11

ENGLISH | FRANCAIS | ESPAÑOL | PORTUGUÊS

**Freudenberg-NOK**  
Sealing Technologies

**US** All information in this catalog is based on experience. It represents the current state of our knowledge. The sealing effect, however, is not provided solely by the component. Indeed, in specific applications, this effect depends on other parameters such as installation position, contact area, pressure applied, operating temperature, media to be sealed, lubrication, vibration effects and any ingress of dirt. These and other unknown factors can have a significant effect on the seals in practical use.

Against this background, general statements on the operation of the products in the catalog are not possible. Information in this catalog only represents recommended values. We therefore recommend to discuss specific applications with our advisory service. Trials on reliability are often indispensable.

In the context of product optimization, we reserve the right to change, without prior notice, the product range, production sites, products and their manufacturing process, as well as the information provided in this catalog. All previous issues become invalid on publication of this edition of the catalog. Duplication of this catalog in any form requires the express written approval from Freudenberg Sealing Technologies GmbH & Co. KG, 69465 Weinheim, Germany.

© Freudenberg Sealing Technologies GmbH & Co. KG  
All rights reserved

**FR** L'ensemble des informations du présent catalogue reposent sur notre expérience. Elles reflètent l'état actuel de nos connaissances. L'effet d'étanchéité ne relève cependant pas seulement du joint. Dans certaines applications, cet effet dépend effectivement d'autres paramètres, tels que la position du montage, zone de contact, pression appliquée, températures de service, fluides, lubrification, effets de vibration et pénétration de poussières qu'elles soient. Ces éléments et d'autres facteurs inconnus peuvent avoir des incidences significatives sur les joints dans la pratique.

Aussi, il n'est pas possible d'avoir des informations générales sur le mode de fonctionnement des produits présentés dans ce catalogue. Les informations qu'il contient ne constituent que des recommandations. Nous vous recommandons de consulter nos ingénieurs pour les applications spécifiques. Des essais de fiabilité sont souvent indispensables.

Dans le cadre de l'optimisation des produits, nous nous réservons le droit de modifier sans avis préalable la gamme de produits, les lieux de production, les produits eux-mêmes, leur mode de fabrication et ainsi que les informations du présent catalogue. La publication de la présente édition de ce catalogue annule la validité de toutes les éditions précédentes. Toute reproduction du présent catalogue, sous quelque forme que ce soit, nécessite l'accord écrit express de Freudenberg Sealing Technologies GmbH & Co. KG, 69465 Weinheim, Allemagne.

© Freudenberg Sealing Technologies GmbH & Co. KG  
Tous droits réservés

**ES** Todas las informaciones facilitadas en este catálogo se basan en la experiencia y reflejan el estado actual de nuestros conocimientos. Si bien, el efecto obturador no sólo se consigue con el componente. En determinadas aplicaciones, este efecto depende realmente de otros parámetros, como por ejemplo, la posición de montaje, la zona de contacto, la presión aplicada, la temperatura de servicio, los medios a obturar, la lubricación, los efectos de vibraciones y todo tipo de penetración de suciedad. En la aplicación práctica, éstos y otros factores desconocidos pueden repercutir notablemente en las juntas.

A la vista de lo expuesto, no es posible hacer manifestaciones generales sobre la forma de trabajo de los productos comprendidos en este catálogo. Las informaciones facilitadas en el mismo se han de considerar valores recomendados. Por ello es conveniente tratar las aplicaciones específicas con nuestros ingenieros de ventas. Con frecuencia, es imprescindible realizar pruebas sobre la fiabilidad.

En el marco de la optimización del producto nos reservamos el derecho a modificar sin previo aviso la gama de productos, las plantas de producción, los artículos y sus procesos de fabricación así como las informaciones contenidas en este catálogo. Todas las ediciones anteriores pierden su validez con la publicación de esta edición del catálogo. Cualquier forma de reproducción del catálogo precisa el consentimiento escrito expreso de Freudenberg Sealing Technologies GmbH & Co. KG, 69465 Weinheim, Alemania.

© Freudenberg Sealing Technologies GmbH & Co. KG  
Reservados todos los derechos

**PT** Todos os dados incluídos neste catálogo têm como fundamento a experiência, e correspondem ao atual estado de nossos conhecimentos. O efeito de vedação não é, porém, somente executado pela componente. Em certas aplicações, este efeito depende de outros parâmetros, tais como por exemplo, a posição de montagem, a superfície de contato, a pressão aplicada, a temperatura de funcionamento, os meios onde se vão aplicar as vedações, a lubrificação, os efeitos de vibração e a penetração de sujidade. Estes e outros fatores desconhecidos podem, na prática, ter impacto significativo sobre as vedações.

Isso significa, que nesse contexto não é possível fazer nenhuma afirmação geral sobre o comportamento de trabalho dos produtos apresentados nesse catálogo. As informações compiladas nesse catálogo indicam apenas valores recomendados. Nós aconselhamos, por isso, que aplicações específicas sejam discutidas com os engenheiros da nossa área técnica comercial. Testes relacionados a confiabilidade são muitas vezes imprescindíveis.

No contexto da otimização de produtos, reservamo-nos o direito de alterar sem aviso prévio, a gama de produtos, locais de produção, produtos e seus processos de fabricação bem como as informações incluídas neste catálogo. Todas as edições anteriores perdem a validade com a publicação desta edição do catálogo. A reprodução do catálogo, independentemente dos meios e forma, requer a autorização expressa por escrito da Freudenberg Sealing Technologies GmbH & Co. KG, 69465 Weinheim, Alemanha.

© Freudenberg Sealing Technologies GmbH & Co. KG  
Todos os direitos reservados



## CONTENTS | TABLE DES MATIÈRES | TABLA DE CONTENIDOS | ÍNDICE ANALÍTICO

Design Types in Alphabetical Order Liste alphabétique Escriba lista alfabéticamente Designs em ordem alfabética			5
Technical Principles Informations Techniques Informaciones Técnicas Princípios técnicos			18
Types for special requirements Types de bagues pour des exigences spéciales Formas constructivas para requisitos especiales Tipos para solicitações especiais			43
Product Finder Recherche de produits Buscador de productos Localizador de Produtos			48
		Metric	Imperial
Radial shaft seal Bague d'étanchéité pour arbres tournants Retén de aceite Retentor	Simmerring Oil Seals Bague d'étanchéité pour arbres tournants Simmerring Retén Simmerring Retentor Simmerring	58	166
	Merkel Radiamatic		172
MSS Simmerring		186	
Cassette and Combi Seal Joint cassette et Combi Seal Retén Cassette y Retén Combi Retentor Cassette e Retentor Combi		190	
End Caps Bouchon obturateur Tapones ciegos Capas de proteção		194	
Profiles for Rotatory Applications Profils pour mouvements tournants Perfiles para aplicaciones rotativas Perfis para aplicações rotativas		196	

# DESIGN TYPES IN ALPHABETICAL ORDER | LISTE ALPHABÉTIQUE ESCRIBA LISTA ALFABÉTICAMENTE | DESIGNS EM ORDEM ALFABÉTICA

## B

B1 .....	58
B1 .....	166
B1FUD .....	58
B1FUD .....	166
B1FUDSL .....	58
B1FUDSL .....	166
B1OF .....	58
B1SL .....	58
B1U .....	58
B1USL .....	58
B2 .....	58
B2 .....	166
B2FUD .....	58
B2FUD .....	166
B2FUDSL .....	58
B2FUDSL .....	166
B2PT .....	58
B2SL .....	58
B2U .....	58
B2USL .....	58
BA .....	58
BABSL .....	58
BABSL .....	166
BADUO .....	58
BAFUD .....	58
BAFUDSL .....	58
BAOF .....	58
BASL .....	58
BAU .....	58
BAU .....	166
BAUM .....	58
BAUM .....	166
BAUMSL .....	58
BAUMSL .....	166
BAUSL .....	58
BAUSL .....	166

## C

Cassette Seal HS .....	55
Cassette Seal Type 1 .....	190
Cassette Seal Type 2 .....	190
Cassette Seal Type 3 .....	190
Combi Seal .....	190
Combi Seal SF5 .....	190
Combi Seal SF6 .....	190
Combi Seal SF8 .....	190
Combi Seal SF19 .....	57

## E

EA .....	57
EAX .....	57

## G

GA .....	194
GSA .....	194

## H

HTS II 9535 .....	172
HTS II 9539 .....	172

## M

MSS 1 .....	186
MSS 7 .....	186

## R

R 35 .....	172
R 35 Eco .....	51
R 35 LD .....	51
R 36 .....	172
R 37 .....	172
R 37 Eco .....	52
R 58 .....	172
RHS 51 .....	172
RPM 41 .....	53
RS 85 .....	172



## FREUDENBERG-NOK SEALING TECHNOLOGIES

**US Freudenberg-NOK Sealing Technologies** is part of a world-wide group including Freudenberg Sealing Technologies, Germany; NOK Corporation, Japan; Sigma Freudenberg NOK, India; and NOK-Freudenberg Group, China. The companies form a global network with over 80,000 employees in more than 60 countries. The group's goal is to consistently supply its customers with products of the same high quality anywhere in the world.

Freudenberg-NOK Sealing Technologies is a leading supplier and development partner for customers in many markets including automotive, aerospace, energy, food and pharmaceutical, power generation and transmission, agricultural and construction machinery, and metal processing. The specialist technology supplier can call on a broad range of seals which have been rigorously developed to meet or exceed customer requirements in a wide variety of applications.

Freudenberg-NOK Sealing Technologies offers its customers an ever-increasing range of sealing solutions as well as extensive and intelligent technological capabilities. Whether the job calls for a one-off solution or an entire package of products, the success of Freudenberg-NOK Sealing Technologies rests on sound processing knowledge, innovative development methods and high-quality materials.

Freudenberg-NOK Sealing Technologies combines sound and sophisticated technological expertise with a dynamic innovative spirit. With its material knowledge, technical mastery, applications experience and optimum process quality, Freudenberg-NOK Sealing Technologies is able to offer its customers both tailor-made solutions and complete sealing systems of world-class quality. These solutions are developed every day through the company's close collaboration and partnerships with customers in global projects.

In the final application, our products are often invisible but always essential. You can rely on the ultimate in high-performance products supplied by the global market leader in sealing technology: Freudenberg-NOK Sealing Technologies.

**FR Freudenberg-NOK Sealing Technologies** est une division d'un Groupe international, dont font partie également Freudenberg Sealing Technologies (Allemagne), NOK Corporation (Japon), Sigma Freudenberg NOK (Inde) et NOK-Freudenberg Group (Chine). Les entreprises du Groupe forment un réseau mondial employant plus de 80.000 personnes dans plus de 60 pays. L'objectif du Groupe est de fournir à ses clients, des produits de même qualité partout dans le monde.

Freudenberg-NOK Sealing Technologies est fournisseur de premier rang et partenaire de développement dans de nombreux secteurs, par exemple dans l'industrie automobile, l'aéronautique et l'aérospatiale, l'énergie, l'industrie agro-alimentaire et pharmaceutique, la production et distribution d'électricité, l'agriculture et les engins de construction, et la transformation des métaux. Ce spécialiste technologique dispose d'une large gamme de joints et d'éléments d'étanchéité, développés avec précision pour répondre aux exigences des clients dans un grand nombre d'applications, ou aller même au-delà de celles-ci.

Freudenberg-NOK Sealing Technologies offre à ses clients une gamme sans cesse croissante de solutions d'étanchéité, ainsi qu'un savoir-faire technologique varié et reconnu. Qu'un problème nécessite une solution individuelle ou tout un ensemble de produits, le succès de Freudenberg-NOK Sealing Technologies repose sur des connaissances solides des processus d'usinage, des méthodes de développement innovantes et des matériaux de grande qualité.

Freudenberg-NOK Sealing Technologies allie un savoir-faire technologique approfondi et complexe à un esprit d'innovation dynamique. Avec ses connaissances des matériaux, sa grande maîtrise technique, son expérience des applications, et une qualité de processus optimale, Freudenberg-NOK Sealing Technologies peut proposer à ses clients aussi bien des solutions sur mesures que des systèmes d'étanchéité complets de qualité inégalée. Ces solutions sont élaborées jour après jour grâce à la coopération étroite et les partenariats de l'entreprise avec ses clients dans le cadre de projets à l'échelle mondiale.

Dans l'application finale, nos produits sont le plus souvent invisibles, mais toujours indispensables. Vous pouvez faire confiance au nec plus ultra des produits hautement performants fournis par le leader mondial du marché de l'étanchéité: Freudenberg-NOK Sealing Technologies.



**ES Freudenberg-NOK Sealing Technologies** es parte de un grupo empresarial con presencia mundial al que pertenecen Freudenberg Sealing Technologies (Alemania), NOK Corporation (Japón), Sigma Freudenberg NOK (India) y NOK-Freudenberg Group (China). Las empresas forman una red global con más de 80.000 trabajadores en más de 60 países. El objetivo del consorcio es suministrar a sus clientes productos con la misma alta calidad en cualquier parte del mundo.

Freudenberg-NOK Sealing Technologies es un proveedor líder y sociocolaborador de desarrollos para clientes en gran cantidad de mercados, entre los que se encuentran la industria de la automoción, la aeronáutica y astronáutica, la economía energética, la industria de los alimentos y farmacia, la generación y transmisión de corriente eléctrica, el sector de maquinaria agrícola, obra pública y de construcción, así como la industria metalúrgica. El proveedor de tecnología especializada ofrece un gran abanico de juntas que se han desarrollado con precisión para cumplir, e incluso superar, las necesidades de los clientes en gran cantidad de aplicaciones.

Freudenberg-NOK Sealing Technologies ofrece a sus clientes una gama de soluciones de juntas que crece constantemente, así como capacidades tecnológicas amplias e inteligentes. Con independencia de si una tarea requiere una solución adaptada individualmente o un paquete completo de productos, el éxito de Freudenberg-NOK Sealing Technologies se basa en sólidos conocimientos de procesos, métodos de desarrollo innovadores y materiales de alta calidad.

Freudenberg-NOK Sealing Technologies aúna unos conocimientos tecnológicos consolidados y exigentes con un dinámico espíritu innovador. Conocimientos de los materiales, dominio de la técnica, experiencia en aplicaciones y óptima calidad de los procesos hacen posible a Freudenberg-NOK Sealing Technologies ofrecer a sus clientes tanto soluciones a medida como también sistemas de estanqueidad completos de primerísima calidad. Estas soluciones se desarrollan día a día en proyectos globales en estrecha colaboración y asociación con los clientes.

En su aplicación final, nuestros productos no son casi nunca visibles, pero son siempre imprescindibles. Usted puede confiar en el nec plus ultra de productos de alto rendimiento suministrados por el líder del mercado mundial en la técnica de juntas: Freudenberg-NOK Sealing Technologies.

**PT** A **Freudenberg-NOK Sealing Technologies** faz parte parte de um grupo mundial de empresas, a que pertencem a Freudenberg Sealing Technologies (Alemanha), a NOK Corporation (Japão), a Sigma Freudenberg NOK (Índia) e o NOK-Freudenberg Group (China). As empresas formam uma rede mundial com um número de colaboradores que excede os 80.000, em mais de 60 países. A estratégia comercial do Grupo tem como objetivo o fornecimento contínuo de produtos com a mesma qualidade a clientes em qualquer parte do mundo.

A Freudenberg-NOK Sealing Technologies é líder em fornecimento e parceira em projetos para clientes em diversos mercados, onde se incluem a indústria automotiva, aeronáutica e aeroespacial, energia, alimentícia, farmacêutica, geração e distribuição de energia, máquinas agrícolas, construção e a indústria metalúrgica. O especialista em tecnologia pode recorrer a uma ampla gama de vedações, que foram precisamente projetadas para atender ou mesmo exceder as necessidades dos clientes em uma grande variedade de aplicações.

A Freudenberg-NOK Sealing Technologies coloca à disposição dos seus clientes uma gama cada vez maior de soluções de vedação, bem como amplas e inteligentes competências tecnológicas. Não importa, se uma tarefa requer uma única solução personalizada ou um pacote completo de produtos, a excelência da Freudenberg-NOK Sealing Technologies está fundamentada nos profundos conhecimentos em matéria de processamento, nos inovadores métodos de desenvolvimento e nos materiais de alta qualidade utilizados.

A Freudenberg-NOK Sealing Technologies combina um excelente e sofisticado know-how tecnológico com um dinâmico espírito de inovação. Os seus conhecimentos em materiais, a sua competência técnica, a sua experiência em aplicações e a qualidade ideal de processamento, permitem à Freudenberg-NOK Sealing Technologies colocar à disposição de seus clientes, tanto soluções individuais sob medida como sistemas completos de vedação, de excelente qualidade em nível mundial. Estas soluções são desenvolvidas dia a dia, no âmbito de uma estreita cooperação e parceria com clientes em projetos globais.

Ainda que os nossos produtos, na maior parte dos casos, permaneçam invisíveis na aplicação final, eles são absolutamente imprescindíveis. Você pode contar com o melhor em produtos de alta performance, que são fornecidos pelo líder mundial em tecnologia de vedação: a Freudenberg-NOK Sealing Technologies.





## US THE DIFFERENCE IS IN THE MIX

NBR, FKM, HNBR, EPDM, PTFE ... the list of sealing materials is long and the knowledge needed to obtain the right material mix for your application is often a science in its own right. After all, having the right material is the basis for innovative solutions. As well as a unique diversity in standard materials, Freudenberg-NOK Sealing Technologies also has the expertise needed to develop and create the optimum configuration of a sealing material for each specific customer need.

This requires many years of experience in working with materials. And it calls for ingenious material models, calculation, test and simulation methodologies and high-tech test benches for analyzing components under field conditions. For this, we have access to the research and development facilities of the entire Freudenberg-NOK Group. Alongside that are the development projects and collaboration we have with universities, research institutions and leading manufacturers of polymers and chemicals.

Out of our know-how comes your technical edge, as demonstrated not least in our short development times and first-rate quality – and that's right from the first part. A significant factor in our success here is the fact that we manufacture our own material mixes ourselves at our own premises, thus guaranteeing quality right from the start!

## FR LE MÉLANGE FAIT LA DIFFÉRENCE

NBR, FKM, HNBR, EPDM, PTFE ... La liste des matériaux d'étanchéité est longue, et connaître le mélange approprié pour votre application relève souvent d'une science à part entière. En effet: la base de solutions innovantes est souvent l'utilisation du bon matériau. Chez Freudenberg-NOK Sealing Technologies, vient s'ajouter à une gamme unique de matériaux standard, le savoir-faire permettant le développement et la conception optimale d'un matériau d'étanchéité spécifique pour chaque besoin client.

Ceci exige de longues années d'expérience dans le domaine de l'élaboration des matériaux. Et cela fait appel à des systèmes de modélisations ingénieux, des méthodes de calcul, des tests et des simulations sophistiqués, ainsi que des bancs d'essais haute technologie pour des analyses proches des conditions d'application. Nous avons recours pour cela aux organismes de recherche et de développement de l'ensemble du Groupe Freudenberg-NOK. Viennent s'y ajouter des projets de développement et de coopération avec, des Universités de Technologies, des instituts de recherche et des fabricants de polymères et de produits chimiques de renom.

Notre savoir-faire contribue à votre avance technologique, laquelle s'exprime entre autres par des temps de développement courts et une qualité de premier rang, dès la première pièce. Facteur essentiel de notre succès: nous fabriquons nous-mêmes nos mélanges de matériaux, en interne – cela garantit la qualité dès le départ!

## ES LA MEZCLA MARCA LA DIFERENCIA


NBR, FKM, HNBR, EPDM, PTFE ... La lista de los materiales de juntas es larga y, con frecuencia, saber cuál es la mezcla de material adecuada para su aplicación, una ciencia en sí misma. Así pues: El material correcto crea la base para las soluciones innovadoras. En Freudenberg-NOK Sealing Technologies, a la variedad única de materiales estándar hay que añadir el dominio de la tecnología para desarrollar un material de juntas para cada una de las necesidades especiales del cliente y poderlo dimensionar óptimamente.

Esto requiere una larga experiencia en materiales, modelos, métodos de cálculo, ensayo y simulación sofisticados así como bancos de prueba de alta tecnología para realizar análisis de los componentes muy cercanos a la realidad práctica. Para ello recurrimos a las instalaciones de investigación y desarrollo de todo el grupo Freudenberg-NOK, a lo que hay que añadir los proyectos de desarrollo y las cooperaciones con universidades, institutos de investigación así como con fabricantes líderes de polímeros y productos químicos.

De nuestro saber hacer surge la ventaja técnica que se pone de manifiesto, entre otros, en los cortos tiempos de desarrollo y la calidad superior desde la primera pieza. Un factor de éxito esencial: fabricamos las mezclas de material en nuestras propias plantas. ¡Calidad desde el principio!

## PT A COMBINAÇÃO FAZ A DIFERENÇA

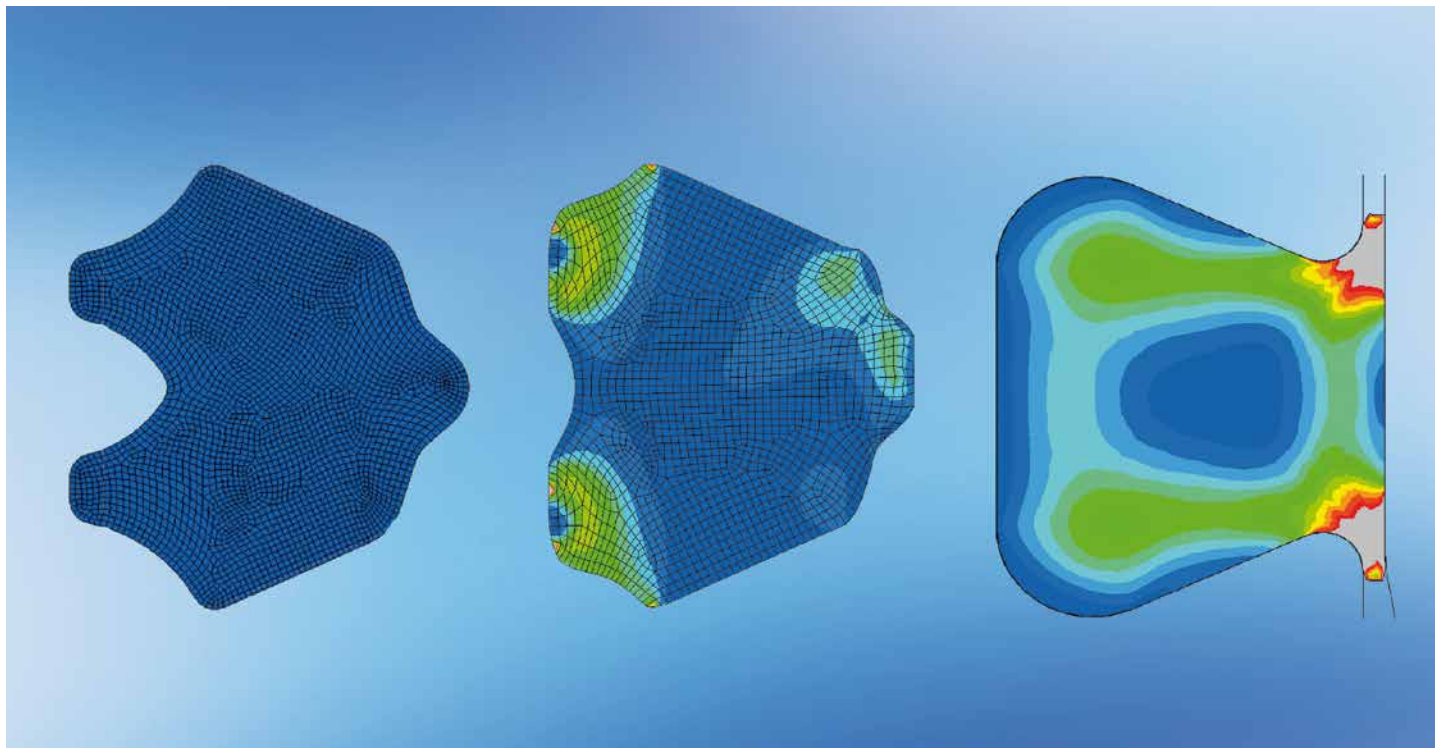
NBR, FKM, HNBR, EPDM, PTFE ... A lista dos materiais de vedação é longa e o conhecimento da combinação de materiais adequada à aplicação requerida é, frequentemente, uma ciência. Isto, porque o material apropriado constitui a base de soluções inovadoras.



Além da extraordinária diversidade em materiais padrão, a Freudenberg-NOK Sealing Technologies possui também o know-how que lhe permite conceber um produto vedante perfeitamente ajustado a cada uma das específicas necessidades do cliente.

Isso requer muitos anos de experiência com materiais e exige modelos sofisticados de produtos, métodos de cálculo, teste e simulação, bem como bancos de ensaio de alta tecnologia para análise de componentes o mais fidedigna possível. Para isso, recorreremos aos equipamentos de pesquisa e planejamento de todo o Grupo Freudenberg-NOK, a que se juntam projetos de desenvolvimento e parcerias com universidades, institutos de investigação, bem como com fabricantes de polímeros e produtos químicos, líderes no mercado.

O avanço técnico do cliente resulta do nosso „know how“, o qual está documentado, desde a primeira peça, no curto tempo de desenvolvimento e na excelente qualidade. Aqui, há que mencionar o fator chave de sucesso: somos nós que produzimos as nossas combinações de materiais nas nossas instalações – Logo, qualidade desde o início!



## US DESIGN: OPTIMIZING FUNCTION

Seals stay leakproof by minimizing friction and wear. Sounds simple, and yet in specific individual cases realizing it proves to be extremely complex. The seal material and design need to form the right symbiotic relationship for the very specific application you have requested.

Numerical simulation techniques, such as the finite element method (FEM), play a central role here. With these techniques, different geometries can be investigated, a variety of materials can be tested and the behavior of components under alternating loads can be monitored – without having to go to the trouble of manufacturing prototypes every time! This speeds up the development process, reduces development costs and ultimately enhances product quality. It assumes that – like Freudenberg-NOK Sealing Technologies – you have access to specialists who are able to interpret the results correctly and turn them into useful solutions.

Elastomer materials present a particular challenge due to their nonlinear behavior, and this calls for complex simulation models. Seal behavior can be correctly predicted with the help of FNST's own material models, which are developed in-house; in other words, Freudenberg-NOK can configure the material and the design optimally to your requirements.

## FR DESIGN : FONCTIONNALITÉ OPTIMISÉE

L'étanchéité, tout en minimisant les frictions et l'usure. Si cette formule semble simple, sa mise en pratique dans chaque cas réel n'en est que plus complexe. Le matériau du joint et son design doivent former une symbiose adaptée pour répondre à l'application spécifique que vous recherchez.

Les procédures de simulation numérique, telles que la méthode de calcul par éléments finis (FEM), jouent ici un rôle fondamentale. Elles permettent d'étudier des géométries variables, de tester des matériaux différents, et de vérifier le comportement de la pièce lorsque celle-ci est soumise à des sollicitations diverses – sans devoir fabriquer à chaque fois des prototypes complexes et coûteux ! Ceci permet d'accélérer le processus de développement, de réduire les coûts, et d'augmenter finalement la qualité du produit. Cela suppose – comme Freudenberg-NOK Sealing Technologies – de disposer de spécialistes capables d'interpréter correctement les résultats et de mettre en œuvre des solutions judicieuses.

Les matériaux en élastomère représentent un grand défi car ils se comportent de manière non linéaire. Ceci exige des simulations complexes. Grâce aux modèles spécialement développés par Freudenberg-NOK, il devient possible de prédire correctement le comportement d'étanchéité, donc de réaliser une conception de matériau et un design répondant de manière optimale à vos exigences.

## ES EL DISEÑO ÓPTIMO ES EL DISEÑO EFECTIVO

Estanqueidad con minimización de fricción y desgaste. Con lo fácil que parece esta fórmula, su aplicación a cada caso concreto es muy compleja. El material y el diseño de las juntas han de crear la simbiosis adecuada para la aplicación absolutamente especial que usted nos solicita.

Para ello, los procedimientos de simulación numérica, como el Análisis de Elementos Finitos (MEF), juegan un papel central dado que hacen posible analizar diferentes geometrías, probar distintos materiales y comprobar el comportamiento del componente bajo cargas cambiantes ¡sin tener que producir cada vez costosos prototipos! Esto acelera el proceso de desarrollo, lo configura económicamente y, finalmente, aumenta la calidad del producto. La condición previa es disponer – como es el caso de Freudenberg-NOK Sealing Technologies – de especialistas capaces de interpretar correctamente los resultados y convertirlos en soluciones inteligentes.

El desafío especial es: los materiales elastómeros no tienen un comportamiento lineal. Esto exige modelos de simulación complejos. Con ayuda del modelo de material desarrollado expresamente por Freudenberg-NOK es posible predecir correctamente el comportamiento de las juntas, es decir, adaptar el material y el diseño óptimamente a sus necesidades.

## PT DESIGN: FUNCIONALIDADE EFICIENTE

Estanqueidade, minimizando ao mesmo tempo o atrito e o desgaste. Por mais simples que esta fórmula possa parecer, tanto mais complexa é a sua concretização nos casos específicos. Tanto o material como o design têm de constituir uma simbiose adequada ao tipo de aplicação muito especial solicitada pelo cliente.



Métodos de simulação numérica, como o Método de Elementos Finitos (FEM), desempenham aqui um papel central. Eles permitem investigar diferentes geometrias, testar diferentes materiais e analisar o comportamento dos componentes sob cargas alternadas – sem que para isso seja necessário produzir um único protótipo! Isso acelera o processo de desenvolvimento, torna-o mais econômico e, por fim, aumenta a qualidade do produto. Isto, partindo do princípio que – como acontece com a Freudenberg-NOK Sealing Technologies – dispõe de especialistas capazes de interpretar corretamente os resultados e implementar as soluções adequadas.

O especial desafio é que: materiais elastômeros não se comportam de forma linear. Isto requer modelos de simulação complexos. Com a ajuda do modelo de material especialmente concebido por Freudenberg-NOK para esse fim, será possível prever corretamente o comportamento da junta de vedação, ou seja, adaptar perfeitamente o material e o design às necessidades do cliente.

## FREUDENBERG XPRESS

### US FREUDENBERG XPRESS: ORDERED, MACHINED AND DELIVERED.

Freudenberg Xpress – original quality for when you need a rapid repair, a small lot produced economically and reliable prototyping. You place your purchase order and we'll immediately turn the parts on our modern CNC machines using a wide range of original materials, and on request we'll tailor the parts to your drawing or your sample. And we'll deliver on short notice: within 24 hours for standard seals, and if it has to be there fast, even sooner.

That means Freudenberg Xpress minimizes your plant down-times and your costs, while maximizing your flexibility. After all, you won't have to keep parts in stock when you can order at any time and have them delivered on short notice. That allows you to keep your stock lean.

#### The Freudenberg Xpress service:

- Rod seals and piston seals, wipers, guides, static seals and rotary seals
- Manufactures in elastomers, polyurethane and PTFE
- Supplies diameters from ten millimeters to four meters
- Has access to the Freudenberg Profile Database with approximately 300 designs
- With the identical approvals as the original production parts
- In the quality and grade as the production product
- Economically from one piece upward
- ISO 9001-certified

### FR FREUDENBERG XPRESS: COMMANDÉ. FABRIQUÉ. LIVRÉ.

Freudenberg Xpress – c'est la qualité d'origine pour les besoins de réparation rapides, les petites séries, et la réalisation de prototypes. Vous passez votre commande, nous en assurons sans délai la fabrication, sur des machines à commandes numériques modernes, à partir d'une large gamme de matériaux originaux: si vous le souhaitez, sur mesure d'après votre plan ou modèle. Livraison rapide: sous 24h pour les joints standard; plus vite encore s'il y a urgence.

Ainsi, Freudenberg Xpress minimise les temps d'immobilisation de vos machines et vos frais d'arrêt de production, en optimisant votre flexibilité. De ce fait: vous pouvez commander à tout moment et recevoir à court terme les pièces dont vous avez besoin. Ceci vous permet une gestion allégée de vos stocks.

#### Freudenberg Xpress Service vous offre:

- Joints de tiges et de pistons, racleurs, guidages, joints statiques et joints pour mouvements tournants
- en élastomères, polyuréthane et PTFE
- de dix millimètres à quatre mètres de diamètre
- avec accès à la base de données Freudenberg et ses quelques 300 profils
- homologations et agréments identiques aux pièces de série originales
- qualité et propriétés identiques aux produits série
- économique à partir de la première pièce
- certification ISO 9001.

### ES FREUDENBERG XPRESS: PEDIDO. MECANIZADO. SUMINISTRADO.

Freudenberg Xpress – Es la calidad original aplicada a las reparaciones rápidas, las series pequeñas rentables y los prototipos fiables. Pedido por usted, mecanizado por nosotros inmediatamente en modernas máquinas CNC a partir de una amplia gama de materiales originales: si lo desea, también a medida, según su plano o muestra. Suministrado a corto plazo: juntas estándar en sólo 24 horas y, si urge mucho, incluso antes.

De esta forma, con Freudenberg Xpress usted minimiza los tiempos de inactividad de sus máquinas así como sus costes de producción maximizando su flexibilidad. Pues aquello que usted puede pedir en todo momento y lo recibe a corto plazo no ha de tenerlo en el almacén, por lo que no necesita grandes capacidades de almacenamiento.

#### Servicio de Freudenberg Xpress:

- Juntas de vástago y pistón, rascadores, guías, juntas estáticas y juntas rotativas
- de elastómeros, poliuretano y PTFE
- desde diez milímetros hasta cuatro metros de diámetro
- con acceso al banco de datos de perfiles de Freudenberg con aprox. 300 formas constructivas
- con las mismas homologaciones que las piezas de serie originales
- con la calidad y características del producto de serie
- rentable desde la primera pieza
- certificado según ISO 9001.

## PT FREUDENBERG XPRESS: ENCOMENDADOS. PRODUZIDOS. ENTREGUES.

Freudenberg Xpress – é sinónimo de qualidade original para reparações rápidas, pequenas séries a baixo custo e prototipagem confiável. Encomendados pelo cliente, processados imediatamente por nós a partir de uma vasta gama de materiais originais nas modernas máquinas CNC: caso o cliente deseje, fabricado mesmo à medida, com base no respectivo desenho ou amostra. Entregas rápidas: juntas padrão no prazo de 24 horas... e em caso de muita urgência, até antes!

Deste modo, Freudenberg Xpress minimiza o tempo de inatividade da sua máquina, bem como os seus custos de produção e maximiza a sua flexibilidade. Logo, aquilo que


o cliente pode encomendar em qualquer momento e receber sem demora, isso ele não tem que manter em armazém, o que torna possível uma gestão de stocks mais simples.

### O Serviço Freudenberg Xpress:



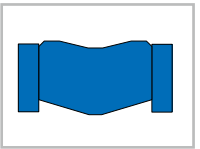





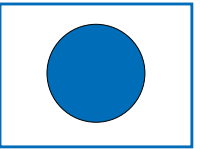
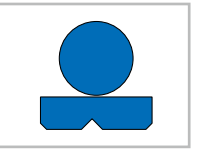
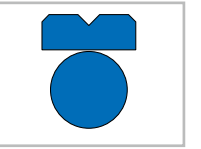
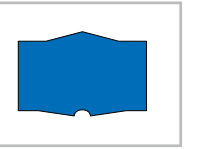
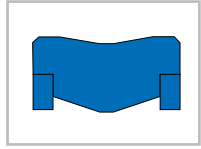

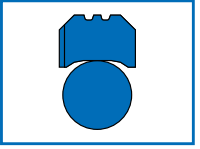



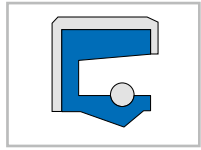

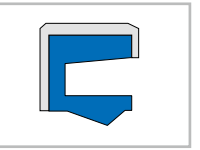
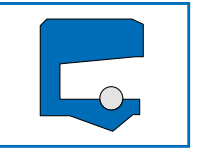
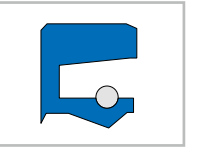





- Juntas para hastes e pistões, raspador, guias, selos estáticos e selos rotativos
- Elastómeros, poliuretano e PTFE
- De dez milímetros até quatro metros de diâmetro
- Com acesso à base de dados da Freudenberg, que inclui aproximadamente 300 tipos de perfis
- Com referências de peças idênticas às originais de série
- Qualidade e características do produto de série
- Economia a partir de uma peça
- Certificação ISO 9001.

## MATERIAL EXPERTISE: OVERVIEW OF FREUDENBERG XPRESS MATERIALS


Polyurethanes (PU)	Material	Color
■ 94 AU 925	Original Freudenberg material	blue
■ 92 AU 21100	Original Freudenberg material, low temperature	colorless
■ 94 AU 21730	Original Freudenberg material, FDA compliant, hydrolysis resistant	blue
■ 95 AU 21420	Original Freudenberg material, FDA compliant, hydrolysis resistant	red
■ 93 AU V167	Original Freudenberg material, FDA compliant, hydrolysis resistant	red
■ 95 AU V142	Original Freudenberg material	blue
Elastomers		
■ 72 NBR 902	Original Freudenberg material	blue
■ 75 FKM 585	Original Freudenberg material	brown
■ 85 NBR 245461	Original Freudenberg material	black
■ 70 EPDM 291	Original Freudenberg material, FDA compliant	black
■ 85 EPDM 292	Original Freudenberg material, FDA/KTW compliant	black
■ 70 NBR 150	Original Freudenberg material, FDA compliant	black
■ 88 NBR 156	Original Freudenberg material, FDA compliant	black
■ 75 Fluoroprene XP 40	Original Freudenberg material, FDA compliant	blue
■ 85 NBR	Standard Freudenberg Xpress material	black
■ 85 FKM	Standard Freudenberg Xpress material	brown
■ 85 EPDM	Standard Freudenberg Xpress material	black
■ 85 HNBR	Standard Freudenberg Xpress material	green
Flouro-Plastics (PTFE)		
■ W FLON	Virginal PTFE	white
■ G FLON	Filler: 15% Glass, 5% MoS <sub>2</sub>	anthracite
■ B FLON	Filler: 40% Bronze, 2% Carbon	bronze
■ C FLON	Filler: 25% Carbon	black
■ EF FLON	Filler: 10% Econol, aromatic Polyester, FDA compliant	beige
Resin-bonded Fabric		
■ HG 517	Original Freudenberg material	anthracite
■ HG 600	Standard Freudenberg material for diameters >300 mm	light gray



## ROTARY SEALS (DR)

					
DR 101	DR 102	DR 103	DR 104	DR 105	DR 106
					
DR 107	DR 108	DR 109 (O-Ring)	DR 110	DR 111	DR 112
					
DR 113	DR 115 (M15)	DR 116 (M16)	DR 117 (9489)	DR 118	DR 119
					
DR 201	DR 202	DR 203	DR 204	DR 205	DR 206
					
DR 207	RPM 41	EA	EAX		

 = Original Freudenberg design and material



## FREUDENBERG-NOK SEALING TECHNOLOGIES ONLINE

### **US** MAKING ONLINE SEARCHES HISTORY

Go online with Freudenberg-NOK Sealing Technologies and you'll call up the right seal super fast and get a direct hit. With just a few clicks of the mouse, the user-friendly menu guides you to what you're looking for, and you can find, compare, select and flag up your requirement.

The downloads of 2D and 3D CAD drawings are in particular demand from developers and design engineers. These are available in all current formats and you can incorporate the drawings directly into your design programs, thus simplifying your product development process, speeding up your development times and reducing your design costs.

Take a look at the advantages of the online service provided by Freudenberg-NOK Sealing Technologies:

- In the eCatalog, you'll find the latest editions of all our product and material data sheets
- Convenient search tools ensure you find the right item quickly with a direct hit
- Also available online for you to download are the type design diagrams and CAD geometries of tens of thousands of sealing technology components

### **FR** FINI LES RECHERCHES FASTIDIEUSES

Connectez-vous à Freudenberg-NOK Sealing Technologies ; vous trouvez très rapidement et précisément le joint qu'il vous faut. En quelques clics, grâce à une navigation conviviale vous pourrez trouver, comparer, sélectionner, noter et commander directement en ligne ce dont vous avez besoin !

Le téléchargement de plans CAO deux ou trois dimensions est particulièrement appréciée des bureaux d'études. Ces plans sont disponibles dans tous les formats courants et vous pouvez les intégrer directement dans vos programmes de conception. Cela facilite le processus de conception de vos produits, accélère vos temps de développement et diminue vos frais d'études.

Les avantages du service en ligne de Freudenberg-NOK Sealing Technologies en un coup d'œil :

- Dans le catalogue en ligne, vous trouvez les versions actualisées de toutes les fiches produits et matières.
- Des outils de recherche fiables permettent de trouver rapidement et de manière ciblée l'article souhaité.
- Des diagrammes et croquis sous format CAO de plusieurs dizaines de milliers de composants d'étanchéité sont également à votre disposition en ligne et peuvent être téléchargés.



## ES BUSCAR ES COSA DEL PASADO

En Freudenberg-NOK Sealing Technologies, usted llega a la junta correcta de forma muy rápida y directa. Con pocos clicks de ratón, una cómoda navegación le lleva con seguridad a su destino: encontrar, comparar, elegir y apuntar ¡pedir directamente online!

Los desarrolladores y constructores solicitan especialmente la descarga de planos CAD en dos y tres dimensiones. Éstos están disponibles en todos los formatos habituales. Usted puede descargar los planos directamente a sus programas de construcción. Lo que facilita su desarrollo de productos, acelera sus tiempos de desarrollo y reduce sus costes de construcción.

Las ventajas del servicio online de Freudenberg-NOK Sealing Technologies de un vistazo:

- En el eCatalog, usted encuentra todas las hojas de datos de materiales actualizadas.
- Cómodas herramientas de búsqueda facilitan la localización rápida y directa del artículo correcto.
- Usted puede descargar online dibujos de formas constructivas y geometrías CAD de más de diez mil componentes de la técnica de juntas.

## PT PERDER TEMPO À PROCURA? ISSO ESTÁ ULTRAPASSADO!

Na Freudenberg-NOK Sealing Technologies, o cliente encontrará online, com rapidez e precisão, a junta de vedação que necessita. Com alguns cliques, o guia de navegação intuitivo leva-o com segurança ao destino: encontrar, comparar, seleccionar e anotar, para uma encomenda online direta!

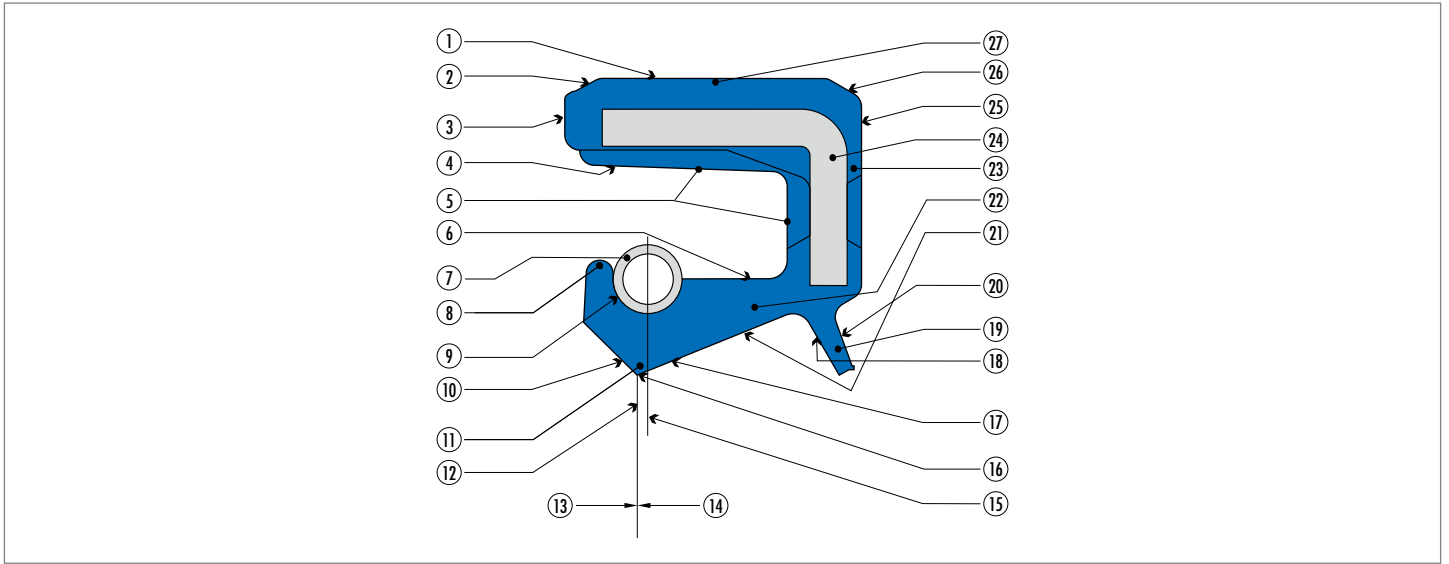
A descarga de desenhos CAD 2D/3D é muito apreciada por parte de programadores e engenheiros. Os desenhos estão disponíveis nos vários formatos mais correntes. Estes podem ser integrados diretamente nos seus programas de construção, o que simplifica o processo de desenvolvimento de produtos, acelera o tempo de planeamento e reduz os custos de construção.

As vantagens dos serviços online da Freudenberg-NOK Sealing Technologies, em resumo:

- No eCatalog encontrará as especificações técnicas de todos os produtos e materiais, na sua versão atualizada.

- Ferramentas de busca intuitivas permitem encontrar com segurança e rapidez o produto exato.
- Entre dezenas de milhares de componentes da tecnologia de vedação, terá à sua disposição para descarga online, desenhos de perfis e geometrías CAD.

# SIMMERRING | BAGUE SIMMERRING RETÉN SIMMERRING | RETENTOR



## US Simmerring with elastomer outer casing, spring-loaded sealing lip and additional dust lip

1. Outer surface
2. Front chamfer
3. Front face
4. Lining
5. Locating recesses
6. Flex section surface (outside)
7. Garter spring
8. Spring retaining lip
9. Spring groove
10. Contact surface (front face)
11. Sealing lip
12. Sealing edge plane
13. Front face
14. Back face
15. Spring plane
16. Sealing edge
17. Contact surface (back face)
18. Dust lip surface (Flex section side)
19. Dust lip
20. Dust lip surface (back face)
21. Flex section surface (inside)
22. Flex section
23. Back casing
24. Metal insert
25. Back surface
26. Back chamfer
27. Outer casing

## FR Bague Simmerring avec enveloppe extérieure en élastomère, lèvres d'étanchéité, ressort et lèvres de protection supplémentaire

1. Surface extérieure
2. Chanfrein avant
3. Surface avant
4. Habillage
5. Evidements de positionnement
6. Surface extérieure de la membrane
7. Ressort
8. Bourrelet avant de la gorge du ressort
9. Gorge du ressort
10. Surface de contact avant
11. Lèvre d'étanchéité
12. Plan de l'arête d'étanchéité
13. côté avant
14. côté arrière
15. Plan d'action du ressort
16. Arête d'étanchéité
17. Surface de contact arrière
18. Surface de la lèvre anti-poussière côté membrane
19. Lèvre anti-poussière
20. Surface arrière de la lèvre anti-poussière
21. Surface intérieure de la membrane
22. Membrane
23. Enveloppe arrière
24. Armature
25. Surface arrière
26. Chanfrein arrière
27. Enveloppe extérieure

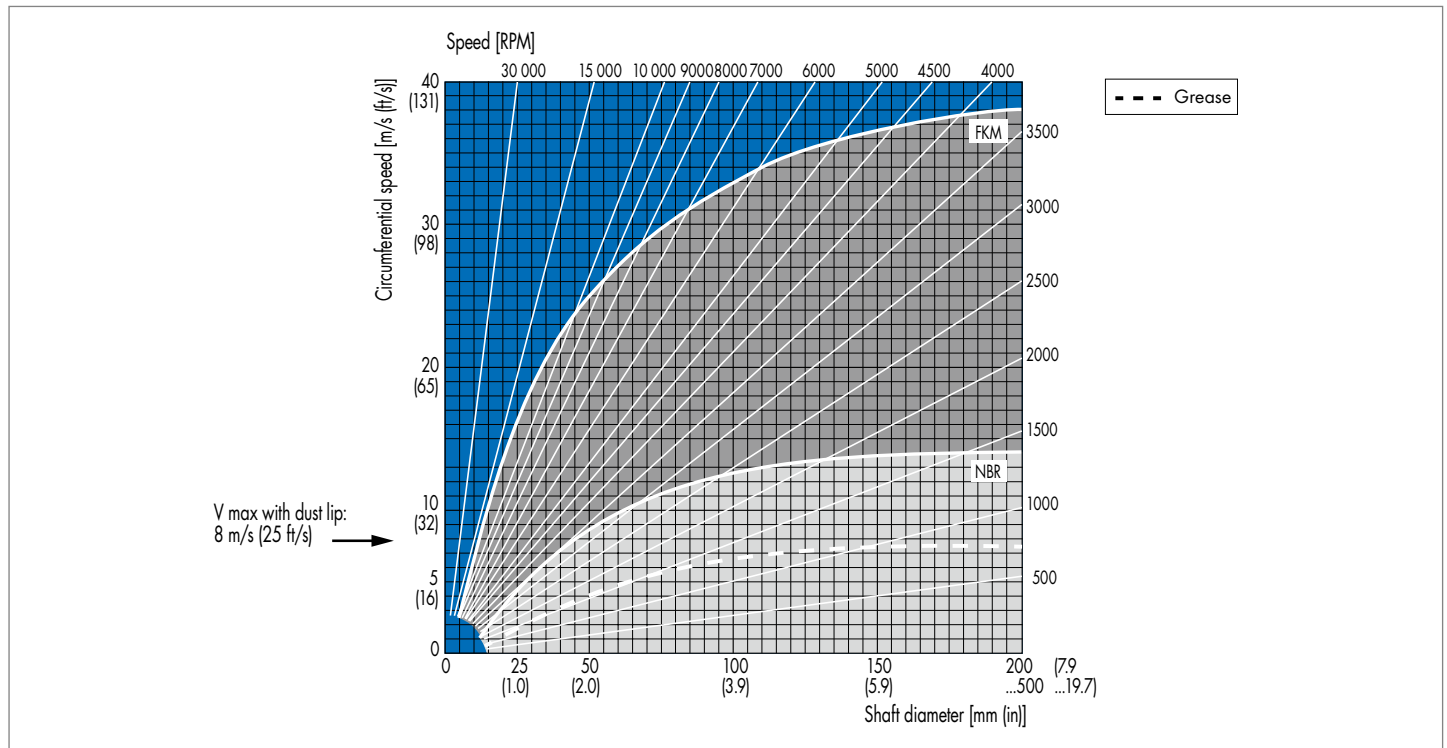
## **ES** Retén radial Simmerring con revestimiento exterior de elastómero, labio de sellado con muelle y labio guardapolvo adicional

1. Superficie exterior
2. Chaflán de la parte delantera
3. Superficie delantera
4. Revestimiento
5. Superficie de fijación
6. Superficie exterior de la membrana
7. Muelle
8. Rebordo anterior al muelle
9. Ranura del muelle
10. Superficie de contacto (delantera)
11. Labio de sellado
12. Plano del labio de sellado
13. Parte delantera
14. Parte trasera
15. Plano de acción del muelle
16. Arista de sellado
17. Superficie de contacto (parte trasera)
18. Superficie del labio guardapolvo (lado de la membrana)
19. Labio guardapolvo
20. Superficie del labio guardapolvo (parte trasera)
21. Superficie interior de la membrana
22. Membrana
23. Envoltura trasera
24. Anillo metálico
25. Superficie trasera
26. Chaflán de la parte trasera
27. Revestimiento exterior

## **PT** Anel retentor com revestimento exterior elastomérico, lábio vedante com mola e lábio protetor adicional

1. Superfície exterior
2. Chanfro de topo
3. Face superior
4. Revestimento
5. Superfície de fixação
6. Superfície da membrana (exterior)
7. Mola de tração
8. Garra da mola
9. Ranhura da mola
10. Superfície de contacto (superior)
11. Lábio vedante
12. Nível do lábio vedante
13. Face superior
14. Base
15. Curva de ação da mola
16. Canto de vedação
17. Superfície de contacto (base)
18. Superfície do lábio de pó (lado da membrana)
19. Lábio protetor
20. Superfície do lábio protetor (base)
21. Superfície interior da membrana
22. Membrana
23. Revestimento na base
24. Anel metálico
25. Superfície da base
26. Chanfro da base
27. Revestimento exterior

# INFLUENCING FACTORS | PARAMÈTRES FACTORES DE INFLUENCIA | FATORES DE INFLUÊNCIA



**Fig. 1** Permissible circumferential speed for Simmerring (recommended values) made of the materials NBR (72 NBR 902) and FKM (75 FKM 585) when sealing engine oil SAE 20 / Vitesses linéaires admissibles (valeurs indicatives) pour des bagues Simmerring dans les matériaux NBR (72 NBR 902) et FKM (75 FKM 585) pour étanchéité de l'huile moteur SAE 20 / Velocidad periférica admisible para retenes Simmerring (valores orientativos) de los materiales NBR (72 NBR 902) y FKM (75 FKM 585) para el sellado de aceite de motor SAE 20 / Velocidade circumferencial admissível para anéis retentores (valor de referência) NBR (72 NBR 902) e FKM (75 FKM 585) como vedante de óleo para motores SAE 20

## US Circumferential speed of the shaft

The circumferential speed, defined by the number of r.p.m. and shaft diameter, is the determining influence for the correct selection of type and material of the Simmerring.

### Determining circumferential speed "v" of the shaft using the formula:

$$v \text{ [m/s]} = \frac{\text{shaft-}\varnothing \text{ D [mm]} \times \text{RPM [1/min]} \times \pi}{60000}$$

$$v \text{ [ft/s]} = \frac{\text{shaft-}\varnothing \text{ D [in]} \times \text{RPM [1/min]} \times \pi}{720}$$

Permissible circumferential speed according to → Fig. 1. The values given are recommended values. Satisfactory lubrication and good heat dissipation are a prerequisite. Correspondingly lower figures apply in less favorable conditions.

Three ranges indicate the permissible circumferential speed:

- Use of the material NBR
- Use of the material FKM
- Outside of both ranges, no use of Simmerring.

## FR Vitesse linéaire de l'arbre

La vitesse linéaire, calculée à partir de la vitesse de rotation et du diamètre de l'arbre, est un paramètre décisif pour la définition du type et du matériau des bagues Simmerring.

### Calcul de la vitesse linéaire "v" de l'arbre suivant la formule :

$$v \text{ [m/s]} = \frac{\varnothing \text{ de l'arbre D [mm]} \times \text{Vitesse de rotation [1/min]} \times \pi}{60000}$$

$$v \text{ [ft/s]} = \frac{\varnothing \text{ de l'arbre D [in]} \times \text{Vitesse de rotation [1/min]} \times \pi}{720}$$

Vitesses linéaires admissibles selon (→ Fig. 1).

Ces valeurs sont données à titre indicatif. Une lubrification suffisante et une bonne évacuation de la chaleur en sont les conditions de base. Dans des conditions défavorables, des valeurs proportionnellement inférieures sont valables.

Trois domaines caractérisent les vitesses linéaires admissibles :

- plage d'utilisation du matériau NBR
- plage d'utilisation du matériau FKM
- en dehors de ces deux plages d'utilisation, les bagues Simmerring ne sont pas utilisées.

## ES Velocidad periférica del eje

La velocidad periférica, formada por la velocidad de giro y el diámetro del eje, es la influencia a averiguar para determinar la forma constructiva y el material de los retenes Simmerring.

### Averiguación de la velocidad periférica "v" del eje según la fórmula:

$$v \text{ [m/s]} = \frac{\text{Ø del eje D [mm]} \times \text{velocidad de giro [1/min]} \times \pi}{60000}$$

$$v \text{ [ft/s]} = \frac{\text{Ø del eje D [in]} \times \text{velocidad de giro [1/min]} \times \pi}{720}$$

Velocidades periféricas admisibles según (→ Fig. 1).

Los valores indicados son valores de referencia. La condición es que exista una lubricación suficiente y una buena evacuación del calor. En caso de condiciones poco favorables son válidos valores inferiores.

Las velocidades periféricas admisibles indican tres rangos:

- Utilización del material NBR
- Utilización del material FKM
- Fuera de estos rangos no utilizar retenes Simmerring.

## PT Velocidade periférica do eixo

A velocidade periférica, dada pelo RPM e diâmetro do eixo, é determinada Tem influência na determinação do tipo e material do retentor.

### Determinação da velocidade periférica "v" do eixo usando a fórmula:

$$v \text{ [m/s]} = \frac{\text{eixo-Ø D [mm]} \times \text{RPM [1/min]} \times \pi}{60000}$$

$$v \text{ [ft/s]} = \frac{\text{eixo-Ø D [in]} \times \text{RPM [1/min]} \times \pi}{720}$$

Velocidade periférica permissível de acordo com → Fig. 1.

Os valores dados são referenciais. Uma lubrificação satisfatória e boa dissipação de calor são pré requisitos. Correspondentemente valores mais baixos se aplicam em condições menos favoráveis.

Três faixas de indicar a velocidade periférica permissível:

- Uso do material NBR
- Uso do material FKM
- Fora de ambas as tolerâncias, não usar Simmerring.

## US Pressure

With increasing pressure, the contact pressure of the sealing lip increases and with it, the inefficiency of the hydrodynamics beneath the sealing edge, the friction and overtemperature at the sealing edge.

The operating pressure p and the circumferential speed v determine the operating limits of the seals (→ Fig. 2).

If the related limit values are exceeded, premature wear, early hardening of the sealing lip and a shortening of the useful service life is to be expected. Standard Simmerring are primarily designed for unpressurized operation or for operation at very low pressures. Maximum operating pressure: 0,02 to 0,05 MPa (2.90 to 7.25 psi).

If the unit becomes so warm during operation that the enclosed air becomes pressurized, the installation of an air venting valve is recommended. The use of Type BABSLS is recommended for a specific area of these loads. A feature of this seal is a short, but nevertheless flexible, sealing lip. This design prevents an increase in the sealing lip contact pressure, and thus the friction loss is minimized (→ Fig. 2).

## FR Pression

La montée en pression renforce le serrage de la lèvre d'étanchéité contre l'arbre et augmente donc la perturbation de l'hydrodynamique sous l'arête d'étanchéité, le frottement et l'élévation de la température au niveau de l'arête d'étanchéité.

La charge de pression p et la vitesse linéaire v déterminent les limites d'utilisation des bagues (→ Fig. 2).

Si les valeurs limites respectives sont dépassées, il risque de se produire une usure prématurée, un durcissement précoce de la lèvre d'étanchéité et une diminution de la durée d'utilisation. Les bagues Simmerring standard sont essentiellement conçues pour un fonctionnement sans pression ou une application à très basses pressions. Charge de pression maximale : 0,02 à 0,05 MPa (2.90 à 7.25 psi).

Si, pendant le fonctionnement, le mécanisme s'échauffe de telle manière que l'air à l'intérieur est mis sous pression, il est conseillé de prévoir une soupape d'échappement. Pour une zone délimitée de ces charges, l'utilisation du type BABSLS est recommandée. Cette bague se caractérise par une lèvre d'étanchéité courte, mais flexible. Cette conception réduit l'augmentation du serrage de la lèvre d'étanchéité sur l'arbre sous pression et donc le frottement (→ Fig. 2).

## ES Presión

Con el aumento de la presión también aumenta la presión de contacto del labio de sellado, y con ello se provoca la perturbación de la hidrodinámica debajo del borde de sellado, la fricción y la sobretemperatura en el borde de sellado.

La carga por presión  $p$  y la velocidad periférica  $v$  determinan los límites de utilización de las juntas (→ Fig. 2).

Cuando se sobrepasan los valores límites respectivos, hay que contar con un desgaste prematuro, el endurecimiento temprano del labio de sellado y una reducción de la vida útil. Los retenes Simmerring estándar están principalmente concebidos para el servicio sin presión o para el uso con presiones muy bajas. Carga por presión máxima: 0,02 a 0,05 MPa (2.90 a 7.25 psi).

Si durante el servicio el grupo se calienta tanto que el aire encerrado en el mismo crea presión, se recomienda el montaje de una válvula de purga. Para un sector delimitado de estas cargas se recomienda la utilización de la forma constructiva estándar BABSL.

Esta junta se caracteriza por disponer de un labio de sellado corto pero flexible. Este diseño evita el aumento de la presión de contacto del labio de sellado y, con ello la fricción (→ Fig. 2).

## PT Pressão

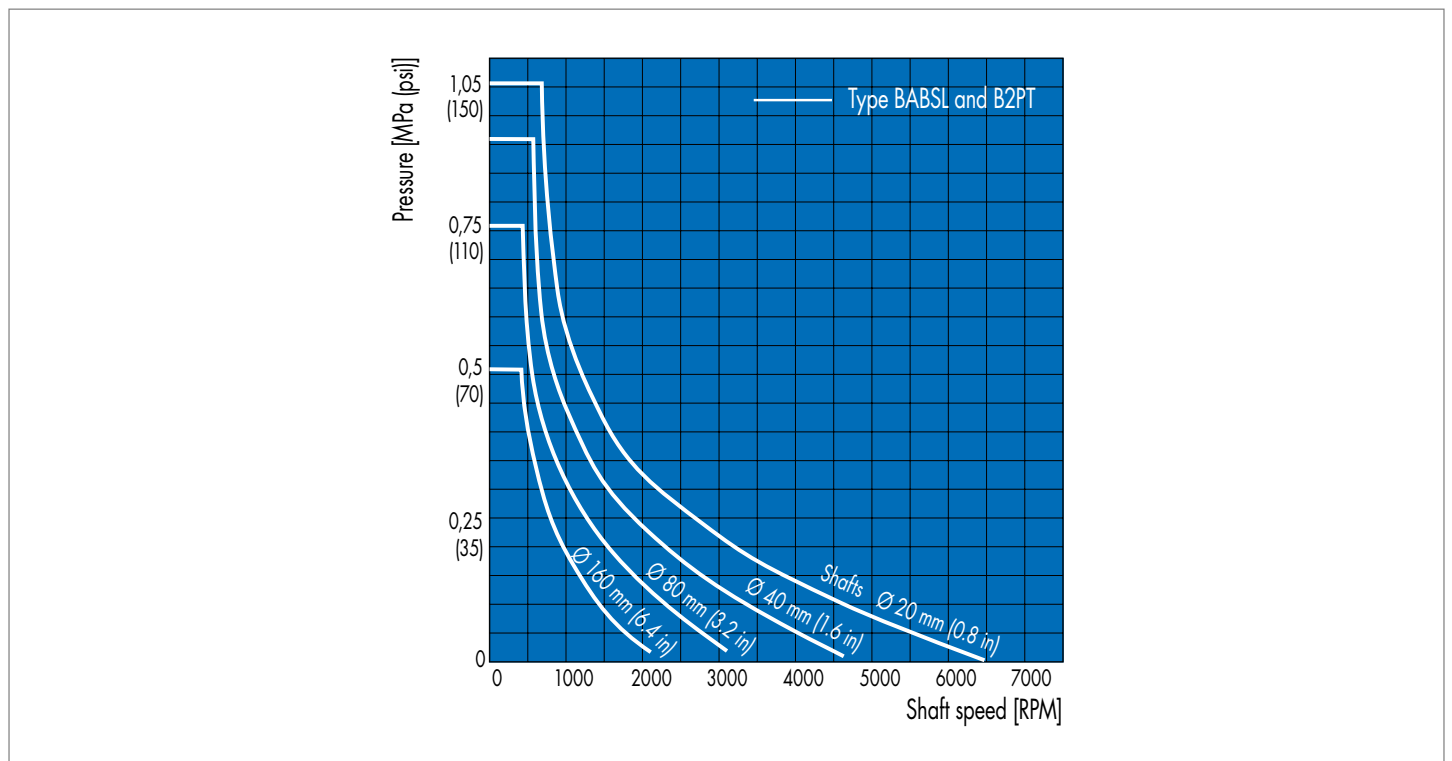
Com o aumento da pressão do sistema, a pressão de contacto dos lábios de vedação aumenta e, com isso, ocorre o mal funcionamento da hidrodinâmica sob o canto de vedação, além do excesso de atrito e temperatura.

A pressão de operação  $p$  e a velocidade circunferencial  $v$  determinam os limites operacionais dos retentores (→ Fig. 2).

Se os respectivos valores-limite são excedidos, o desgaste prematuro, o endurecimento precoce do lábio de vedação e um encurtamento da vida útil é de se esperar. Simmerring padrão são projetados principalmente para a operação não pressurizada ou para funcionamento a pressões muito baixas. Pressão máxima de operação: 0,02 e 0,05 MPa (2.90 e 7.25 psi).

Se o sistema torna-se quente durante a operação de modo a que o ar pressurizado fica enclausurado, recomenda-se a instalação de uma válvula de saída de ar. Recomenda-se o uso de Tipo BABSL para uma área específica destas cargas.

Uma característica deste selo é um lábio curto mas, mesmo assim, flexível para uma eficiente vedação. Esta estrutura impede um aumento da pressão de contacto do lábio de vedação, e, assim, a perda de fricção (→ Fig. 2).



**Fig. 2** Permissible pressure in the unit for Simmerring (Type BABSL and B2PT) / Pression admissible dans le mécanisme pour les bagues d'étanchéité Simmerring (type BABSL et B2PT) / Presión admisible en el grupo para retenes Simmerring (Forma constructiva BABSL y B2PT) / Pressão admissível no subgrupo para anéis retentores (modelo construtivo BABSL e B2PT)

## US Sealing against dirt

A Simmerring with dust lip is recommended for sealing against dirt, dust and moisture on the air side. Note that with circumferential speeds > 8 m/s (26 ft/s) the dust lip shouldn't have contact with the shaft.

Before assembly, the space between the sealing lip and dust lip must be filled with approx. 40% grease for lubrication of the dust lip and for corrosion protection of the shaft. Recommendation: Grease Petamo GHY 133 N from Klüber Lubrication ([www.klueber.com](http://www.klueber.com)) in Munich.

For protection against the strong ingress of dirt often two seals are fitted in line.

### Further solutions: (→ Fig. 3)

- Type with additional axially aligned dust lip:
  - At higher circumferential speeds, the axial dust lip forms a "labyrinth" against the dirt with the correspondingly matched slinger rotating with the shaft.
- Type with additional axially aligned dust lip:
  - Prevents the ingress of dirt through contact with the slinger or the radial shoulder of the drive flange.
- Type with two radial dust lips:
  - Partially integrated additional metal part to impede the ingress of dirt.
- Type which is a combination of two seals built into each other:
  - Multiple additional dust lips.
- Simmerring Combi Seal
  - With additional dirt deflector made from wear-resistant polyurethane.
- Different Simmerring cassette seal designs:
  - Against the highest dirt loads.

With each additional dust lip having contact to the counter surface, the power consumed by friction increases and with it the created heat.

Therefore: Test that an optimal heat dissipation is ensured.

## FR Protection contre la pollution

Pour assurer l'étanchéité aux salissures, aux poussières et à l'humidité du côté air, il est recommandé d'utiliser une bague Simmerring avec lèvres de protection. Lorsque les vitesses linéaires dépassent 8 m/s (26 ft/s), il faut veiller à ce que la lèvre de protection n'ait aucun contact avec l'arbre.

Avant le montage, l'espace situé entre la lèvre de protection et la lèvre d'étanchéité doit être rempli, à 40% environ,

de graisse pour lubrifier la lèvre de protection et pour empêcher la corrosion de l'arbre. Recommandation : graisse Petamo GHY 133 N de la société Klüber Lubrication ([www.klueber.com](http://www.klueber.com)), Munich.

Pour la protection contre la forte pénétration de saleté, deux joints sont souvent montés en ligne.

### Autres solutions : (→ Fig. 3)

- Type avec une lèvre de protection supplémentaire, orientée dans le sens axial :
  - lorsque les vitesses linéaires sont élevées, la lèvre de protection constitue, avec le déflecteur tournant avec l'arbre, un "labyrinthe" pour empêcher la pollution.
- Type avec une lèvre de protection supplémentaire, orientée dans le sens axial :
  - empêche la pénétration de salissures par le contact avec un déflecteur ou avec le côté radial de la bride d'entraînement.
- Type avec deux lèvres de protection radiales :
  - parfois intégré dans une pièce métallique supplémentaire pour lutter plus efficacement contre la pollution.
- Type combinant deux bagues assemblées :
  - plusieurs lèvres de protection supplémentaires.
- Simmerring Combi Seal :
  - avec un déflecteur supplémentaire, réalisé dans un polyuréthane résistant à l'usure.
- Simmerring Cassette Seal dans différentes versions :
  - pour protéger contre une pollution extrême.

Avec chaque lèvre de protection supplémentaire qui est en contact avec la contre-surface, le frottement et donc la chaleur augmentent.

Il faut donc vérifier qu'une évacuation optimale de la chaleur est assurée.

## ES Sellado contra la suciedad

Para el sellado contra la suciedad, el polvo y la humedad en el lado de aire se recomienda la utilización de un retén Simmerring con labio guardapolvo. En velocidades periféricas > 8 m/s (26 ft/s) hay que asegurarse de que el labio guardapolvo no tenga ningún contacto con el eje.

Antes del montaje hay que llenar de grasa hasta aprox. 40% el espacio existente entre el labio de sellado y de guardapolvo al objeto de lubricar el labio guardapolvo y evitar la corrosión del eje. Recomendación: Grasa Petamo GHY 133 N de la empresa Klüber Lubrication ([www.klueber.com](http://www.klueber.com)), Múnich.

Para mejor protección contra ingreso de suciedad, en muchos casos se montan 2 reteners en línea.

**Otras soluciones: (→ Fig. 3)**

- Forma constructiva con labio guardapolvo orientado axialmente de forma adicional:
  - en casos de velocidades periféricas más elevadas, el labio guardapolvo axial forma un "laberinto" contra la suciedad con la chapa de eyección, que gira con el eje correspondientemente adaptada.
- Forma constructiva con labio guardapolvo orientado axialmente de forma adicional:
  - impide la entrada suciedad mediante el contacto con la chapa de eyección o el lado radial de la brida de accionamiento.
- Forma constructiva con dos labios guardapolvos radiales:
  - montados parcialmente en una pieza de metal adicional para dificultar la entrada de la suciedad.
- Forma constructiva de una combinación con dos juntas ensambladas:
  - varios labios guardapolvo adicionales.
- Simmerring Combi Seal:
  - con deflector de suciedad adicional de poliuretano resistente al desgaste.
- Diferentes diseños de Simmerring Cassette Seal:
  - contra la máxima suciedad.

La fricción aumenta con cada labio guardapolvo adicional en contacto con la superficie opuesta y, con ello, también el calor generado.

Por ello: comprobar si está garantizada la evacuación de calor.

**PT Vedando sistemas com alta contaminação**

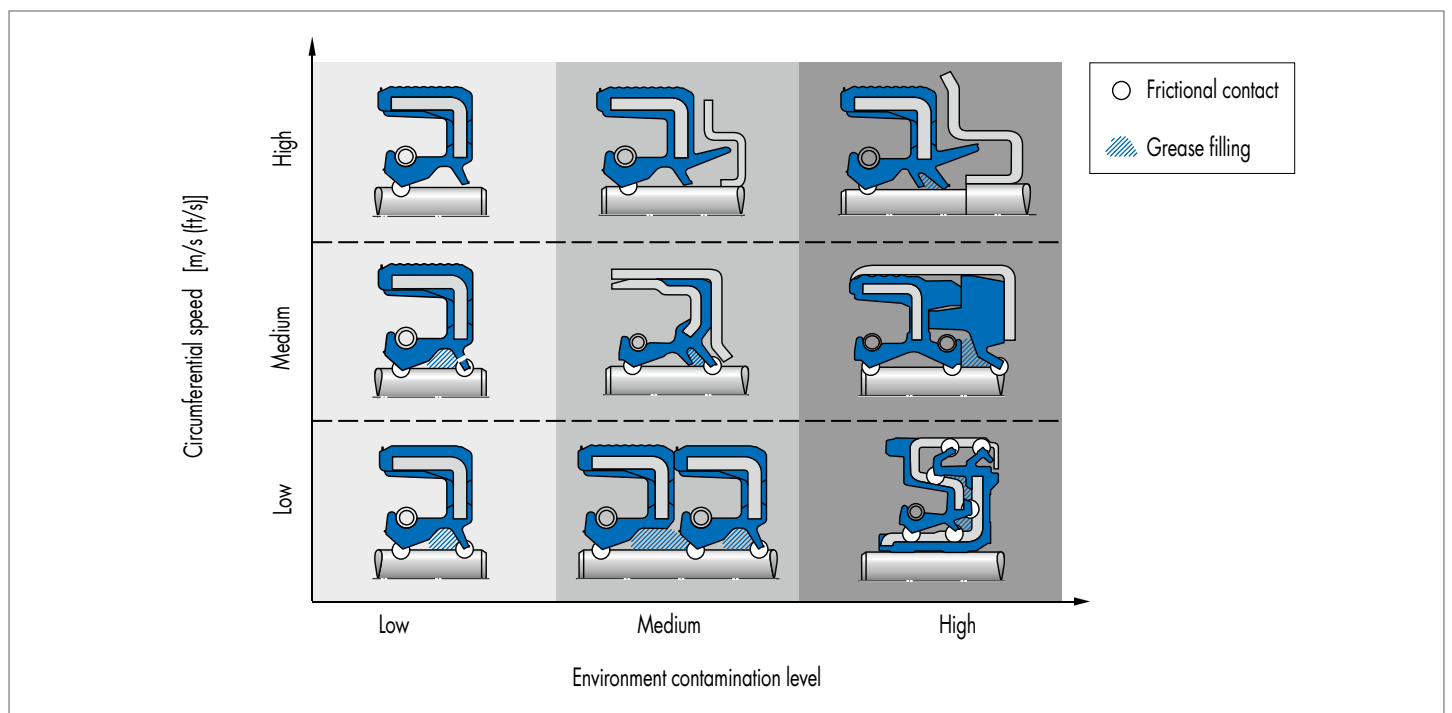
Um Simmerring com lábio pó é recomendado para vedação contra poeira, sujeira e umidade no lado do ar. Com velocidades circunferenciais > 8 m/s (26 pés/s), deverá ser observado que o lábio poeira não tem contato com o eixo.

Antes da montagem, o espaço entre o lábio de vedação e de pó deve ser preenchido com aprox. 40% de graxa para a lubrificação do lábio de pó e protecção contra a corrosão do eixo. Recomendação: Graxa Petamo GHY 133 N da Klüber Lubrication ([www.klueber.com](http://www.klueber.com)) em Munique.

Para a protecção contra a forte entrada de sujeira, muitas vezes duas vedações são instaladas em linha.

**Demais soluções: (→ Fig. 3)**

- Tipo com lábio pó alinhado axialmente adicional:
  - A altas velocidades periféricas, o lábio pó axial forma um "labirinto" contra a contaminação combinado com a rotação do eixo.



**Fig. 3** Simmerring for secure sealing against dirt / Bagues Simmerring pour la protection efficace contre la pollution / Retenes Simmerring para el sellado seguro contra la suciedad / Anéis retentores para vedação estanque contra contaminação



- Tipo com lábio pó axial adicional:
  - Impede a entrada de sujeira através do contato com o anel defletor.
- Tipo com dois lábios de poeira radiais:
  - Parcialmente integrada na parte de metal adicional para impedir a entrada de sujeira.
- Tipo combinado de dois vedantes incorporados um ao outro:
  - Vários lábios de poeira adicionais.
- Retentor Combi
  - Com proteção de sujeira adicional feito de poliuretano resistente ao desgaste.
- Projetos de vedação diferentes com Cassette:
  - Contra as maiores cargas de contaminação

Com cada lábio de pó tendo de contato com a superfície de trabalho, a potência consumida pelo atrito aumenta e gera calor.

Portanto: Teste para que uma dissipação de calor ideal seja assegurada.

## US Selection criteria for Combi and Cassette

The most important aspects for the selection of Simmerring Cassette and Combi Seals are:

- Temperature
- Circumferential speed
- Axial play
- Fitting procedure
- Degree of contamination of the surrounding area
- Special operating conditions must be agreed with FST.

## FR Critères de sélection

Les paramètres les plus importants pour choisir des Simmerring Cassette Seals et Combi Seals sont les suivants :

- température
- vitesse linéaire
- jeu axial
- procédure de montage
- degré de pollution de l'environnement.
- Pour des conditions d'utilisation spécifiques, il est nécessaire de consulter nos services techniques.

## ES Criterios de selección para Combi y Cassette

Los aspectos más importantes para la selección de Simmerring Cassette y Combi Seal son:

- temperatura
- velocidad periférica
- juego axial
- procedimiento de montaje
- grado de suciedad del ambiente
- condiciones de utilización especiales han de ser acordadas con FST.

## PT Critério de seleção para Combi e Cassette

Os aspectos mais importantes para a seleção de retentores Cassete e Combi são:

- Temperatura
- Velocidade periférica
- Movimentação axial
- Procedimento de montagem
- Grau de contaminação na área ao redor
- Condições operacionais especiais devem ser acordadas com a FST.

## US Simmerring for rotating housings

On the installation of seals in rotating housings, the lower sealing lip contact pressure due to the centrifugal force must be taken into account. Permissible rotational speeds (→ Fig. 4).

Permissible max. rotational speeds at which the sealing lip of standard Simmerring lifts up (→ Fig. 4). If the max. rotational speed is exceeded, the contact pressure of the sealing lip must be increased.

Use of stiffer sealing lip profiles e.g. BABSL type Simmerring or the use of a stronger spring.

A calculation program is available for determining the required information: Please inquire.

## FR Bagues Simmerring pour alésages tournants

Lorsque la bague est montée dans un logement tournant, il faut tenir compte du faible serrage de la lèvre contre l'arbre en raison de la force centrifuge. Vitesses de rotation admissibles (→ Fig. 4).

Vitesses de rotation limites auxquelles la lèvre d'étanchéité des bagues Simmerring standard se détache de l'arbre (→ Fig. 4). Si la vitesse de rotation limite est dépassée, il faut augmenter le serrage de la lèvre d'étanchéité.

Utilisation de profils de lèvres plus rigides, par exemple des bagues Simmerring du type BABSL ou d'un ressort plus fort.

Pour trouver les informations nécessaires, il existe un programme de calculs : veuillez consulter nos services.

## ES Retenes Simmerring para alojamientos rotativos

Si se montan juntas en alojamientos giratorias hay que tener en consideración la menor presión de contacto, mejor dicho, el levantamiento del labio de sellado debido a la fuerza centrífuga. Velocidad de giro admisible (→ Fig. 4).

Velocidades de giro límite admisibles, en las que el labio de sellado se desprende de los retenes Simmerring estándar (→ Fig. 4). Si se sobrepasa la velocidad de giro límite, se tiene que aumentar la fuerza de apriete del labio de sellado.

Utilización de perfiles de labios de sellado más rígidos, p. ej. retenes Simmerring de la forma constructiva BABSL, o utilización de un muelle más fuerte.

Existe un programa de cálculo para conseguir las informaciones necesarias: ¡Solicítelo!

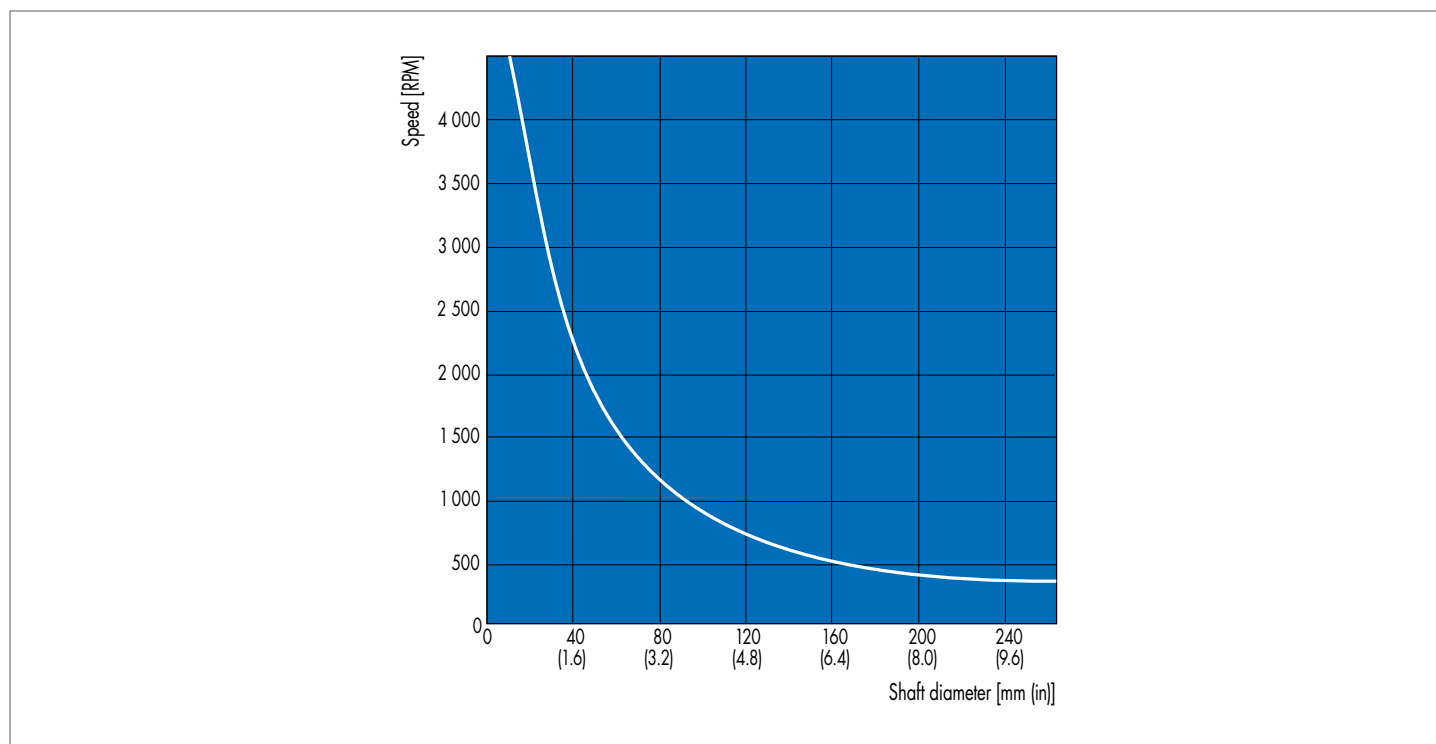
## PT Retenores para alojamentos rotativos

Na instalação de vedações em alojamentos rotativos, a pressão de contacto do lábio de vedação inferior, devido à força centrífuga deve ser levada em conta. Velocidades de rotação admissíveis (→ Fig. 4).

Máxima velocidade admissível para que o lábio de vedação do retentor atue (→ Fig. 4). Se a max. velocidade de rotação é excedida, a pressão de contacto do lábio de vedação deve ser aumentada.

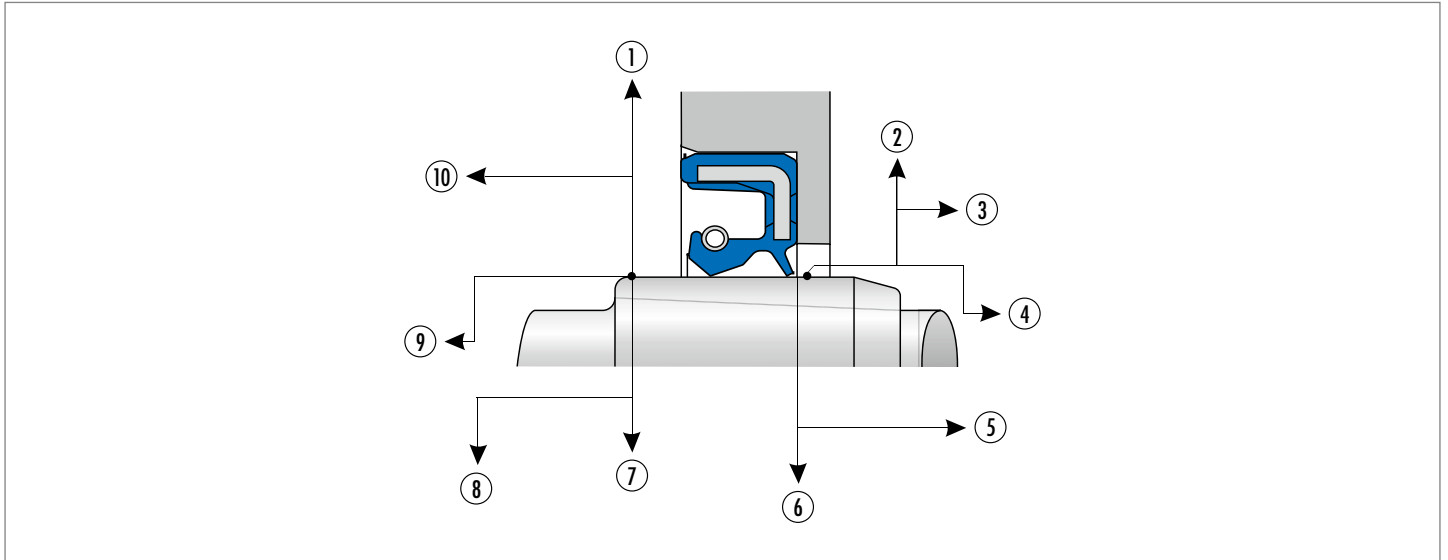
Uso de perfis de vedação mais duros como, por exemplo, tipo de BABSL ou o uso de uma mola mais forte.

Um programa de cálculo está disponível para determinar as informações necessárias. Por favor, consulte.



**Fig. 4** Permissible speed of Simmerring in rotating housings and fixed shafts. If limits are exceeded, please consult us! / Vitesses admissibles pour alésage tournant et arbre fixe. Si les limites sont dépassées, veuillez consulter nos services! / Máxima velocidad para retenes con alojamientos rotativos y ejes fijos. Si se sobrepasan los límites ¡Consúltenos! / Velocidade permitida de Simmerrings em alojamentos rotativos e eixos fixos. Se excedidos os limites, por favor consulte-nos!

# DESIGN OF THE SHAFT | GÉOMÉTRIE DE L'ARBRE DISEÑO DEL EJE | DESENHO DO EIXO



## US Requirements on the shaft design as a counter surface for Simmerring

1. No damage, pores, scratches
2. Resistance to wear: abrasion, adhesion, damage to the surface, triboxydation
3. Exact runout
4. Economic manufacture
5. Wetting by the medium
6. Good heat dissipation
7. Adequate protection against corrosion
8. No lead
9. Topography of the shaft surface: grinding, roller burnishing, hard turning
10. Roughness:  $R_{max}$ ,  $R_z$ ,  $R_a$

## FR Exigences au niveau de la structure de l'arbre qui sert de portée à la bague Simmerring

1. Absence de détériorations, de cavités, de rayures
2. Résistance à l'usure : abrasion, adhérence, détérioration de la surface, triboxydation
3. Concentricité exacte
4. Fabrication économique
5. Imprégnation par le fluide
6. Bonne dissipation de la chaleur
7. Protection suffisante contre la corrosion
8. Absence de stries
9. Etat de surface de l'arbre : rectification (plongée), galetage, tournage
10. Rugosité :  $R_{max}$ ,  $R_z$ ,  $R_a$

## ES Requerimientos de diseño del eje como superficie de deslizamiento para retenes Simmerring

1. Sin defectos, poros, rayaduras
2. Resistencia al desgaste: Abrasión, Adhesión, Desgaste de la superficie, Tribo-oxidación
3. Concentricidad exacta
4. Fabricación rentable
5. Lubricación por el medio
6. Buena evacuación del calor
7. Protección anticorrosiva suficiente
8. Sin rayado
9. Topografía de la superficie del eje: rectificado, lapeado, torneado duro
10. Rugosidad:  $R_{max}$ ,  $R_z$ ,  $R_a$

## PT Requisitos de desenho de eixo enquanto superfície de contato para retentores

1. Sem danos, poros, riscos
2. Resistência ao desgaste: abrasão, adesão, deterioração na superfície, tribo-oxidação
3. Concentricidade exata
4. Produção rentável
5. Humidificação pelo meio
6. Boa dissipação térmica
7. Proteção anticorrosiva suficiente
8. Sem orientação
9. Topografia da superfície do eixo: retificado, laminado liso, torneado duro
10. Rugosidade:  $R_{max}$ ,  $R_z$ ,  $R_a$

## US Roughness of surface

Permissible values:  $R_z = 1,0 \dots 5,0 \mu\text{m}$   
 $R_a = 0,2 \dots 0,8 \mu\text{m}$   
 $R_{\text{max}} \leq 6,3 \mu\text{m}$

at operating pressure  
 $>0,1 \text{ MPa (14.5 psi)}$ :  $R_z = 1,0 \dots 3,0 \mu\text{m}$   
 $R_a = 0,2 \dots 0,4 \mu\text{m}$   
 $R_{\text{max}} \leq 6,3 \mu\text{m}$

### Tolerance levels

Tolerance for the shaft: ISO h 11  
 Tolerance for the runout: IT 8

## FR Rugosité de surface

Valeurs admises :  $R_z = 1,0 \dots 5,0 \mu\text{m}$   
 $R_a = 0,2 \dots 0,8 \mu\text{m}$   
 $R_{\text{max}} \leq 6,3 \mu\text{m}$

Pour une charge de pression  
 $>0,1 \text{ MPa (14.5 psi)}$  :  $R_z = 1,0 \dots 3,0 \mu\text{m}$   
 $R_a = 0,2 \dots 0,4 \mu\text{m}$   
 $R_{\text{max}} \leq 6,3 \mu\text{m}$

### Tolérances

Tolérances pour l'arbre : ISO h 11  
 Circularité : IT 8

## ES Rugosidad de la superficie

Valores admisibles:  $R_z = 1,0 \dots 5,0 \mu\text{m}$   
 $R_a = 0,2 \dots 0,8 \mu\text{m}$   
 $R_{\text{max}} \leq 6,3 \mu\text{m}$

bajo presión operativa  
 $>0,1 \text{ MPa (14.5 psi)}$ :  $R_z = 1,0 \dots 3,0 \mu\text{m}$   
 $R_a = 0,2 \dots 0,4 \mu\text{m}$   
 $R_{\text{max}} \leq 6,3 \mu\text{m}$

### Tolerancias

Tolerancia sobre el eje: ISO h 11  
 Tolerancia para la concentricidad: IT 8

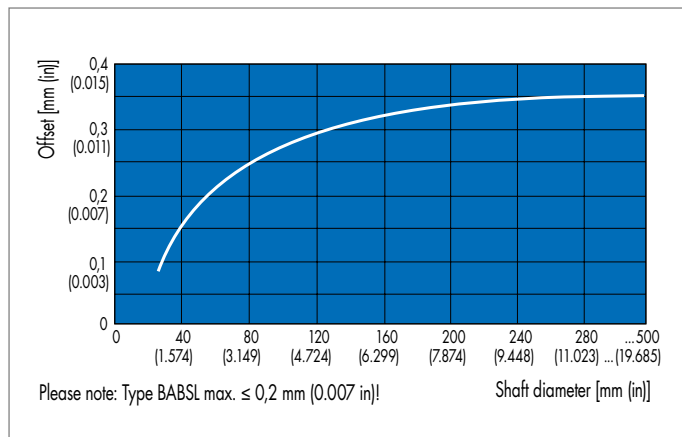
## PT Rugosidade da superfície

Valores admissíveis:  $R_z = 1,0 \dots 5,0 \mu\text{m}$   
 $R_a = 0,2 \dots 0,8 \mu\text{m}$   
 $R_{\text{max}} \leq 6,3 \mu\text{m}$

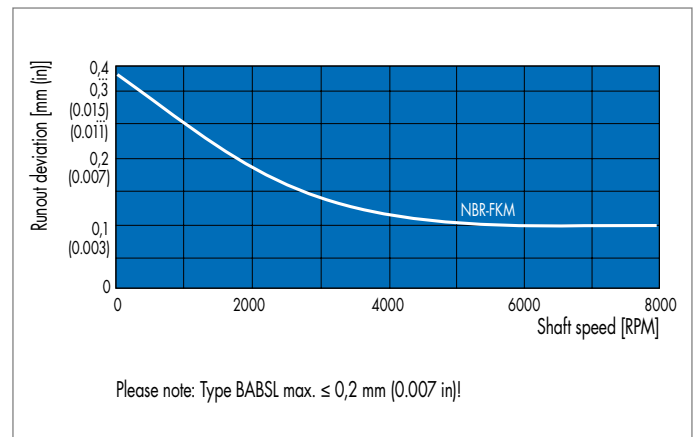
a pressão de serviço  
 $>0,1 \text{ MPa (14.5 psi)}$ :  $R_z = 1,0 \dots 3,0 \mu\text{m}$   
 $R_a = 0,2 \dots 0,4 \mu\text{m}$   
 $R_{\text{max}} \leq 6,3 \mu\text{m}$

### Níveis de tolerância

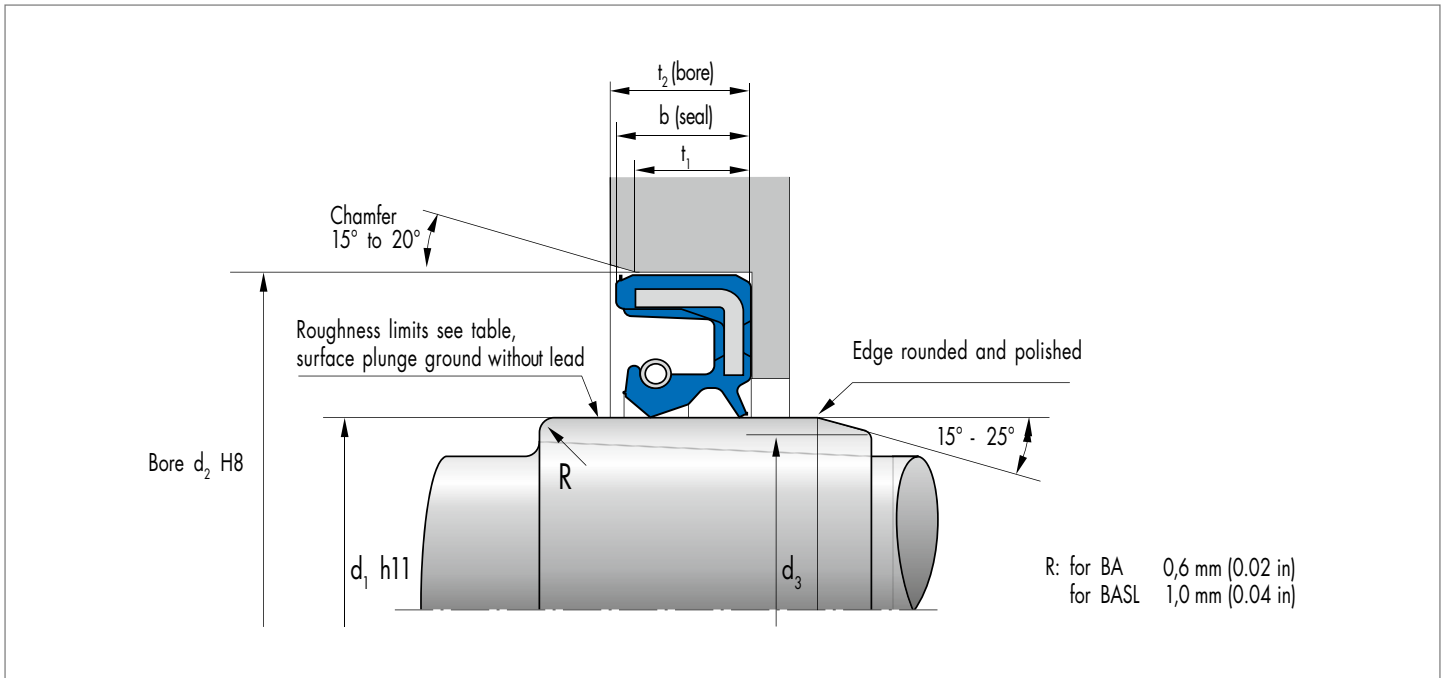
Tolerância para o eixo: ISO h 11  
 Tolerância para a circularidade: IT 8



**Fig. 5** Max. deviation of the concentricity as a function of the shaft diameter / Ecart maximal de coaxialité en fonction du diamètre de l'arbre / Desviación máx. de coaxialidad en función del diámetro del eje / Desvio máximo da coaxialidade em função do diâmetro do eixo



**Fig. 6** Max. runout deviation of the shaft as a function of the rotational speed / Battement maximum de l'arbre en fonction de la vitesse / Desviación máx. de concentricidad del eje en función de la velocidad de giro / Desvio máximo de excentricidade do eixo em função do número de rotações



**Fig. 7** Radius and chamfering of shaft, depth and chamfer on the locating bore / Rayon et chanfrein de l'arbre, profondeur et chanfrein pour le logement / Radio y chafán del eje, profundidad y chafán del taladro de posicionamiento / Raio e chanfro do eixo, profundidade e chanfro no furo de alojamento

$d_1$ [mm]	$d_1$ [in]	$d_3$ [mm]	$d_3$ [in]
up to 10	up to 0.4	$d_1 - 1,5$	$d_1 - 0.06$
10 ... 20	0.4 ... 0.8	$d_1 - 2,0$	$d_1 - 0.08$
20 ... 30	0.8 ... 1.2	$d_1 - 2,5$	$d_1 - 0.10$
30 ... 40	1.2 ... 1.6	$d_1 - 3,0$	$d_1 - 0.12$
40 ... 50	1.6 ... 2.0	$d_1 - 3,5$	$d_1 - 0.14$
50 ... 70	2.0 ... 2.8	$d_1 - 4,0$	$d_1 - 0.16$
70 ... 90	2.8 ... 3.6	$d_1 - 4,5$	$d_1 - 0.18$
90 ... 140	3.6 ... 5.5	$d_1 - 5,0$	$d_1 - 0.20$
140 ... 250	5.5 ... 9.9	$d_1 - 7,0$	$d_1 - 0.28$
>250	>9.9	$d_1 - 11,0$	$d_1 - 0.44$

Depth and chamfer on the locating bore | Profondeur et chanfrein pour le logement  
Profundidad y chafán del taladro de posicionamiento | Profundidade e chanfro no furo de alojamento

$b$ [mm]	$b$ [in]	$t_{1\min} (0,85 \times b)$ [mm]	$t_{1\min} (0,85 \times b)$ [in]	$t_{2\min} (b + 0,3)$ [mm]	$t_{2\min} (b + 0,012)$ [in]
7	0.28	5,95	0.23	7,30	0.29
8	0.32	6,80	0.27	8,30	0.33
10	0.39	8,50	0.33	10,30	0.41
12	0.47	10,30	0.41	12,30	0.48
15	0.59	12,75	0.50	15,30	0.60
20	0.79	17,00	0.67	20,30	0.80

# HANDLING AND ASSEMBLY OF SIMMERRING

## MANUTENTION ET MONTAGE DES BAGUES SIMMERRING

## MANIPULACIÓN Y MONTAJE DE RETENES SIMMERRING

## MANUSEIO E MONTAGEM DE RETENTORES SIMMERRING

**US** Preventing the Simmerring, particularly the sealing lip, from contact with sharp edges and any kind of contamination is essential during handling and installation.

The list of possible problems is intended to be of use to the user when handling and fitting Simmerring so that the user can recognize problems and take remedial action in the following areas → Technical Manual – Handling of defects, page 68.

### Receipt of goods

- Storage
- Transport
- Temporary storage at assembly station
- Preparation for installation
- Assembly station
- Contact surface of the Simmerring
- Housing bore
- Handling of assemblies.

### Handling

Numerous possible problems have causes that can easily be avoided by some simple steps. In practice, however, the care required during handling is frequently neglected. Some examples from the comprehensive list of issues are:

- Pay attention to damaged packaging
- Leave seals in packaging as long as possible until installation

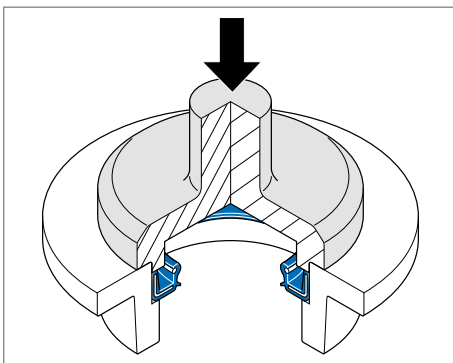
- Do not leave seals lying around loose
- Protect seals from dust and dirt
- Safeguard seals in a sealed or covered state
- Only use clean grease or oil
- Avoid excessive greasing
- Do not bring sealing edge into contact with a sharp edge or with a damaged installation tool
- Avoid metal chips
- Sharp-edged chamfers on the shaft and bore are not permitted
- Damage and corrosion of shaft and bore are not permitted
- Pay attention to alignment of bore and shaft.

### Positioning of the seal

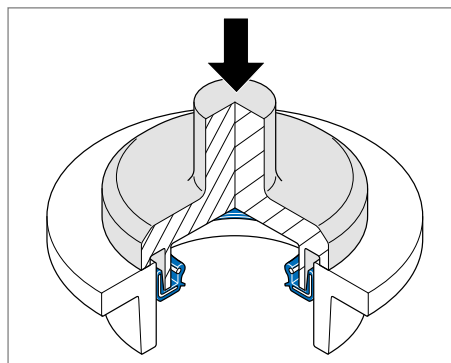
For most uses only one single seal is necessary. For positioning of vertical or inclined shafts, the installation of two seals, one behind the other in the same installed direction, is recommended for seals that lie below the oil level.

The space between the seals is to be used as a lubrication chamber. It is recommended to make provision for re-greasing. The Simmerring can only fulfill sealing tasks and is not suitable as a guide for machine components or for the transmission of axial forces.

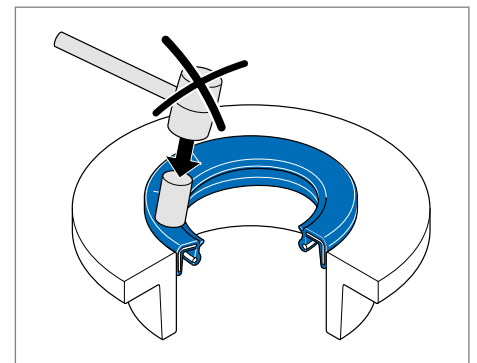
The Simmerring and accompanying shaft contact surface are greased before fitting in order to ensure lubrication for the initial revolutions of the shaft.



**Fig. 8** Installation with hydraulic or pneumatic assembly press. Diameter of metal tool face 5 mm to 10 mm (0.2 in to 0.4 in) larger than seal outside diameter (d<sub>2</sub>)



**Fig. 9** Installation from the back side. Outside diameter of the pilot shaft approx. 0,5 mm (0.02 in) smaller than the inner lining diameter of the seal. Please inquire if necessary.



**Fig. 10** Inclined installation not permissible **WRONG!**

Excessively high pressure must not be permitted to build up in the unit. A pressure that is too high shortens the service life. The housing is to be ventilated if there is not sufficient room available for expansion.

### Pressing into the housing

We recommend pressing into the bore with the aid of mechanical, pneumatic or hydraulic insertion equipment and an assembly press (→ Fig. 8).

The axis for the assembly press is the axis of the bore. An inclined position is not permitted (→ Fig. 10).

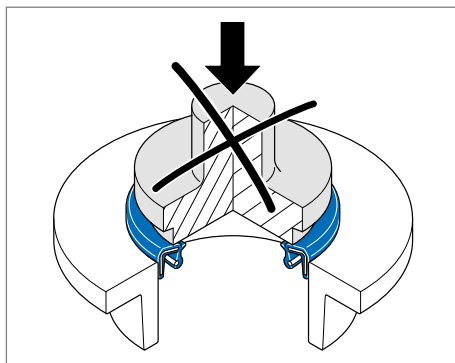
A metal face (assembly press housing) must be present (→ Fig. 8, → Fig. 9). If this is not possible, a metal face must be provided on the underside of the fitting equipment.

The press-in force, particularly when installing from the back side, must be applied as near as possible to the outside diameter of the seal. The diameter of the assembly press must be chosen to suit (→ Fig. 8, → Fig. 9). If necessary, please inquire.

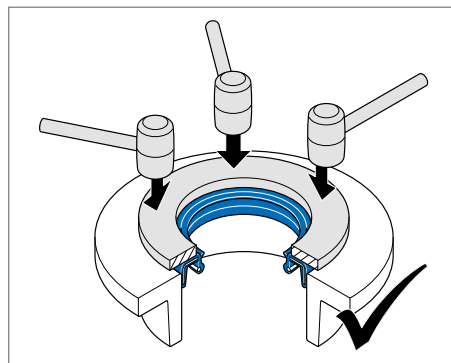
If the diameter of the assembly press is too small, there is a risk that the seal will bend (→ Fig. 11).

A mounting plate must be used for hammer assembly (common with large seals) (→ Fig. 12). In case of an excessively high load on a specific point during installation, there is a risk that the seal will be bent (→ Fig. 10).

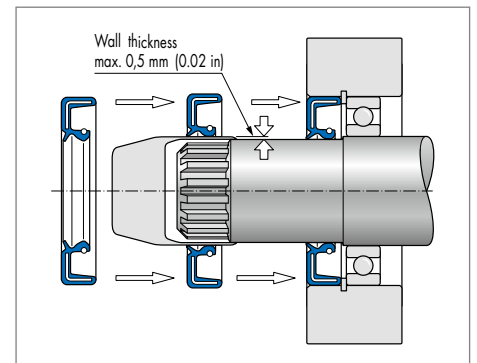
When bonding the seal in the housing, the adhesive may not under any circumstances come into contact with the shaft or the sealing lip.



**Fig. 11** Diameter of assembly press too small  
**WRONG!**



**Fig. 12** Permissible hammer assembly  
**USE MOUNTING PLATE!**



**Fig. 13** Installation over a shaft with a keyway (also for a sharp-edged shoulder on shaft)

### Installing the shaft

- When fitting over a keyway on the shaft, the groove on the shaft must be covered with a protective cap (→ Fig. 14), to avoid damage to the sealing lip
- Wall thickness of protective cap < 0,5 mm (0.02 in) to avoid over-stretching the sealing lip
- When fitting part of a unit with a pre-assembled seal, a centering pin should be used to avoid tilting, which would damage the sealing lip
- When fitting a long shaft, the use of a guide plate to guide the shaft parallel is recommended to avoid deformation of the sealing lip.
- If parts of the unit with a press fitting and the same nominal diameter are pushed over the contact area, the diameter of the contact area is to be reduced by 0,2 mm (0.008 in) to avoid damage to the contact area. The sealing function is not impaired by the reduction of the diameter.

### Installation of Simmerring with sealing lip made from PTFE

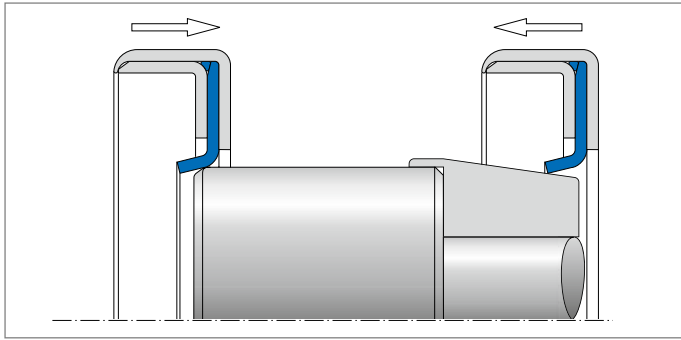
The same recommendations for Simmerring with elastomer sealing lip according to DIN 3760 apply to installing Simmerring with PTFE sealing lip.

It is important that the PTFE sealing lip is not damaged, especially when assembling the front side in the direction of the installation. The use of a pilot shaft with a chamfer angle of 10° ... 15° (→ Fig. 14) is recommended.

### Replacement of Simmerring

New seals must always be installed during the repair or overhaul of a unit. The sealing lip of the new seal must not be positioned over the old contact surface. Suitable measures for achieving this situation are:

- Installation of spacer rings (→ Fig. 15)
- replacement of shaft sleeves or selection of different press-in depth in the bore.



**Fig. 14** Installing a Simmerring with sealing lip made of PTFE / Montage d'une bague Simmerring avec lèvres d'étanchéité en PTFE / Montaje de un retén Simmerring con labio de sellado de PTFE / Montagem de retentor Simmerring com lábio de vedação em PTFE

### Installation of Simmerring Combi Seal

Bore requirements for all COMBIs which has not elastomer on the outer diameter (ex. SF5 and SF6)

Tolerance:	ISO H8
Chamfer:	$20^\circ \pm 5^\circ \times 1,5 \text{ mm}$ (0.06 in)
Roughness:	$R_a = 0,8 \dots 3,2 \mu\text{m}$ $R_z = 6,3 \dots 16 \mu\text{m}$ $R_{\text{max}} < 16 \mu\text{m}$

#### Shaft requirements

- The requirements for Standard Simmerring are valid
- Shaft hardening required.

#### Handling

- Proceed carefully and ensure that the sealing lips are not damaged during handling and when inserting the shaft (this applies especially to spline shafts).

Bore requirements for all COMBIs which has elastomer on the outer diameter (ex. SF19 and SF8)

Tolerance:	ISO H8
Chamfer:	$20^\circ \pm 5^\circ \times 1,5 \text{ mm}$ (0.06 in)
Roughness:	$R_a = 1,6 \dots 6,3 \mu\text{m}$ $R_z = 10 \dots 25 \mu\text{m}$ $R_{\text{max}} < 25 \mu\text{m}$

#### Fitting procedure

- The same installation instructions as for Standard Simmerring are valid
- Use care when inserting the shaft so that the polyurethane lip does not bend
- Please inquire for removal instructions (air side first).

#### Replacement

- If a Simmerring Combi Seal is replaced, the shaft must be replaced/renewed to fulfil the roughness, hardness and tolerance requirements
- For Standard Simmerring Combi Seal SF5 and SF6, a sealant on the outside diameter is required.

### Installation of Simmerring Cassette Seal

Requirements for shaft and bore

Tolerance:	ISO H8/h8
Bore chamfer:	$20^\circ \pm 5^\circ \times 1 \text{ mm}$ (0.04 in)
Shaft chamfer:	$20^\circ \pm 5^\circ \times 3 \text{ mm}$ (0.12 in)
Roughness:	$R_a = 0,8 \dots 3,2 \mu\text{m}$ $R_z = 10 \dots 16 \mu\text{m}$

$R_{\text{max}}$  of the bore  $< 16 \mu\text{m}$

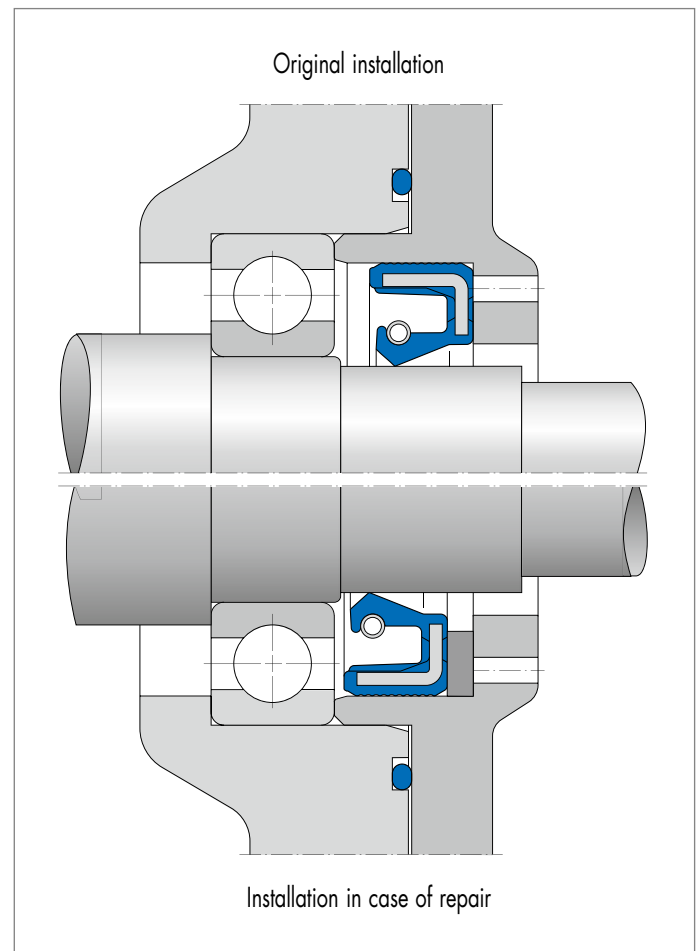
$R_{\text{max}}$  of the shaft  $< 25 \mu\text{m}$

#### Handling

- The spring may not be removed
- Do not attempt to open the seal
- Store the seals stacked.

Types of installation (→ Fig. 16)

- Installation Case A → Fig. 17
- Installation Case B → Fig. 18
- Installation Case C → Fig. 19
- Installation Case D → Fig. 20
- Installation Case E → Fig. 21



**Fig. 15** Installation during repair and unit assembly / Montage en cas de réparation ou de remise en état du dispositif / Montaje al reparar y montar el grupo / Montagem de reparo e unidade de montagem



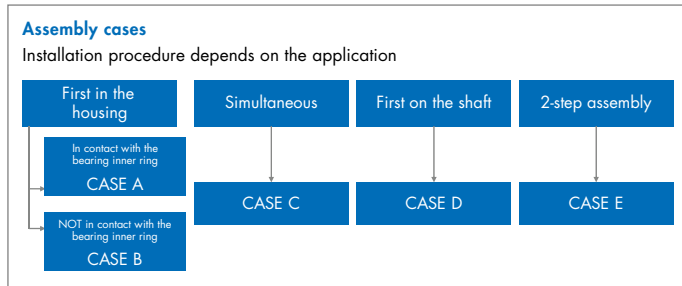


Fig. 16

### Replacement

- No re-working or shaft replacement necessary
- For types that have a slip ring without elastomer layer on the inside diameter, a sealant on the indiameter can be necessary.

**FR** Pendant la manutention et le montage, il est important d'éviter tout contact de la bague Simmerring et de la lèvres d'étanchéité avec des arêtes vives et des salissures.

L'énumération des endroits où peuvent survenir des défaillances pendant la manutention et le montage des bagues Simmerring chez l'utilisateur servira à les identifier et à prendre des actions correctives dans les secteurs prioritaires suivants → Manuel Technique – Analyse des défaillances, page 68.

### Réception des marchandises

- Stockage
- Transport
- Stockage intermédiaire sur le lieu du montage
- Préparation du montage
- Lieu de montage
- Portée pour la bague Simmerring
- Alésage
- Manutention des assemblages.

### Manutention

La grande diversité des secteurs potentiels concernés fait que quelques indications peuvent, à première vue, paraître banales. Dans la pratique cependant, on néglige souvent de procéder avec les soins nécessaires. Voici quelques exemples parmi le grand nombre d'instructions :

- Faire attention aux emballages détériorés
- Si possible, laisser les bagues dans l'emballage jusqu'au moment du montage
- Ne pas poser les bagues en vrac
- Protéger les bagues contre les poussières et les salissures
- Stocker les bagues graissées dans un endroit fermé ou recouvert

- Utiliser uniquement de la graisse ou de l'huile propre
- Eviter un graissage excessif
- Eviter tout contact de l'arête d'étanchéité avec des angles vifs ou des outils de montage détériorés
- Eviter des copeaux métalliques
- Des chanfreins à arêtes vives ne sont admis ni sur l'arbre ni dans le logement
- Des détériorations et des marques de corrosion ne sont admises ni sur l'arbre ni dans le logement
- Faire attention à l'alignement du logement et de l'arbre.

### Configuration de la zone d'étanchéité

Dans la plupart des cas d'utilisation, une seule bague est suffisante. Pour des arbres verticaux ou inclinés, il est conseillé de monter, dans le même sens, deux bagues en tandem, si la zone d'étanchéité se situe en-dessous du niveau d'huile.

L'espace entre les bagues doit former une chambre de lubrification. Il est utile de prévoir un graissage périodique. La bague Simmerring remplit uniquement une fonction d'étanchéité et ne convient ni au guidage de pièces mécaniques ni à la transmission d'efforts axiaux. La bague Simmerring et la portée sur l'arbre doivent être graissées avant le montage afin d'assurer la lubrification dès les premières rotations de l'arbre.

Dans le mécanisme, la pression ne doit pas dépasser la valeur maximale admissible. Une surpression réduit la durée de vie. Dans le cas d'un volume intérieur insuffisant, il faut prévoir une ventilation du logement.

### Mise en place dans le logement

Pour la mise en place dans le logement, nous recommandons l'utilisation d'une presse mécanique, pneumatique ou hydraulique et d'un mandrin approprié (→ Fig. 8).

L'axe du mandrin correspond à celui de la bague. Une position oblique n'est pas admise (→ Fig. 10).

Une butée métallique (mandrin – logement) doit exister. (→ Fig. 8, → Fig. 9). Si ce n'est pas le cas, il faudra prévoir une butée métallique sur la face inférieure du dispositif de montage. Notamment dans le cas d'un montage "avec la face arrière en avant", l'effort d'emmanchement doit s'exercer le plus près possible du diamètre extérieur de la bague. Le diamètre du mandrin doit être choisi en conséquence (→ Fig. 8, → Fig. 9). Veuillez consulter nos services.

Lorsque le diamètre du mandrin est trop petit, la bague risque d'être déformée (→ Fig. 11).

Lors d'un montage à l'aide d'un marteau (fréquent pour les bagues de grands diamètres), il faut se servir d'une plaque de montage (→ Fig. 12). Lorsque la charge ponctuelle est trop importante, la bague risque d'être déformée (→ Fig. 10).

Lorsque la bague est collée dans son logement, la colle ne doit, en aucun cas, se déposer sur l'arbre ou sur la lèvre d'étanchéité.

### Montage de l'arbre

- Lors d'un assemblage sur l'arbre en présence d'une rainure de clavette (→ Fig. 14), celle-ci doit être recouverte par un capuchon protecteur, afin d'éviter une détérioration de la lèvre d'étanchéité.
- Epaisseur de paroi du capuchon protecteur < 0,5 mm (0.02 in), afin d'éviter un allongement excessif de la lèvre d'étanchéité.
- Lors du montage d'une partie du mécanisme avec une bague déjà montée au préalable, il faudra utiliser un pion de centrage pour éviter un basculement et une détérioration de la lèvre d'étanchéité.
- Lors du montage d'un arbre long, il est conseillé d'utiliser une plaque de guidage pour assurer un guidage parallèle de l'arbre, afin d'éviter une déformation inadmissible de la lèvre d'étanchéité.
- Si des pièces du mécanisme, qui sont ajustées et ont le même diamètre nominal, doivent glisser par-dessus la portée, le diamètre de la portée doit être réduit de 0,2 mm (0.008 in) pour éviter toute détérioration. Cette réduction du diamètre ne compromet pas le fonctionnement de la bague.

### Montage des bagues Simmerring avec lèvre d'étanchéité en PTFE

Les règles de montage selon DIN 3760 des bagues Simmerring avec lèvre d'étanchéité en PTFE sont les mêmes que celles des bagues Simmerring avec lèvre d'étanchéité en élastomère.

Il est important que la lèvre d'étanchéité en PTFE ne soit pas détériorée, notamment si elle est montée côté avant dans le sens du montage. L'utilisation d'un manchon de montage avec un angle d'inclinaison de 10° à 15° est recommandée (→ Fig. 14).

### Remplacement des bagues Simmerring

Lors de la réparation ou de la révision d'un assemblage, il est, en principe, nécessaire de monter des bagues neuves. La lèvre d'étanchéité de la nouvelle bague ne doit pas frotter contre l'ancienne portée. Ceci peut être évité par :

- le montage d'entretoises (→ Fig. 15)
- l'emploi de douilles ou l'emmanchement à une profondeur différente.

### Montage des Simmerring Combi Seals

*Exigences pour tous les COMBIs qui n'ont pas d'élastomère sur le diamètre extérieur (Exp SF5 et SF6)*

Tolérances :	ISO H8
Chanfrein :	20° ± 5° x 1,5 mm (0.06 in)
Rugosité :	R <sub>a</sub> = 0,8 ... 3,2 µm
	R <sub>z</sub> = 6,3 ... 16 µm
	R <sub>max</sub> < 16 µm

*Exigences au niveau de l'arbre*

- Les mêmes exigences s'appliquent que pour les bagues standard Simmerring
- Un durcissement de l'arbre est nécessaire.

*Manutention*

- Il faut procéder avec précaution pour ne pas détériorer les lèvres d'étanchéité pendant la manutention et pendant la mise en place de l'arbre (ceci est notamment valable pour des arbres cannelés).

*Exigences pour tous les COMBIs qui ont de l'élastomère sur le diamètre extérieur (Exp SF19 et SF8)*

Tolérances :	ISO H8
Chanfrein :	20° ± 5° x 1,5 mm (0.06 in)
Rugosité :	R <sub>a</sub> = 1,6 ... 6,3 µm
	R <sub>z</sub> = 10 ... 25 µm
	R <sub>max</sub> < 25 µm

*Procédure de montage*

- Les mêmes instructions de montage s'appliquent que pour les bagues Simmerring standard
- En mettant l'arbre en place, il faut veiller à ne pas déformer la lèvre en polyuréthane
- Veuillez demander les instructions pour le démontage (côté air d'abord).

*Remplacement*

- Si une bague Simmerring Combi Seals est à remplacer, il faut tout d'abord remplacer/renouveler l'arbre pour remplir les exigences au niveau de la dureté et des tolérances
- Pour les bagues Simmerring Combi Seal SF5 et SF6, un produit d'étanchéité doit être appliqué sur le diamètre extérieur.

### Montage des Simmerring Cassette Seals

*Exigences au niveau de l'arbre et du logement*

Tolérances :	ISO H8/h8
Chanfrein sur l'alésage :	20° ± 5° x 1 mm (0.04 in)
Chanfrein sur l'arbre :	20° ± 5° x 3 mm (0.12 in)
Rugosité :	R <sub>a</sub> = 0,8 ... 3,2 µm
	R <sub>z</sub> = 10 ... 16 µm

R<sub>max</sub> du logement < 16 µm

R<sub>max</sub> de l'arbre < 25 µm

### Manutention

- Ne pas enlever le ressort
- Ne pas essayer d'ouvrir la bague
- Empiler les bagues lors du stockage.

### Types de montage (→ Fig. 16)

- Montage Cas A → Fig. 17
- Montage Cas B → Fig. 18
- Montage Cas C → Fig. 19
- Montage Cas D → Fig. 20
- Montage Cas E → Fig. 21

### Remplacement

- Il n'est pas nécessaire de retoucher ou de remplacer l'arbre
- Pour les types équipés d'une piste de frottement sans revêtement élastomère sur le diamètre intérieur, il peut s'avérer nécessaire d'utiliser un produit d'étanchéité sur le diamètre intérieur.

**ES** Durante la manipulación y el montaje es importante evitar el contacto del retén Simmerring, especialmente del labio de sellado, con bordes cortantes y con cualquier tipo de suciedad.

La lista de posibles irregularidades en el manejo y montaje de retenes Simmerring por parte del usuario tiene el objetivo de reconocer las mismas y poder tomar medidas de reparación para los puntos principales siguientes → Manual Técnico – Tratamiento de errores, página 68.

### Entrada de mercancía

- Almacenamiento
- Transporte
- Almacenamiento intermedio en el lugar de montaje
- Preparación para el montaje
- Lugar de montaje
- Superficie de contacto del retén Simmerring
- Taladro de la alojamiento
- Manipulación de grupos.

### Manipulación

La diversidad de posibles irregularidades implica realizar gran cantidad de advertencias que parecen triviales a primera vista, pero en la manipulación práctica muchas veces se olvida actuar con el cuidado necesario. Algunos ejemplos de la gran cantidad de advertencias:

- Asegurarse de que el embalaje no esté dañado
- A ser posible, dejar las juntas dentro del embalaje hasta su montaje

- No dejar juntas sueltas
- Proteger las juntas del polvo y la suciedad
- Guardar las juntas engrasadas en un lugar cerrado o cubierto
- Utilizar exclusivamente aceite o grasa limpio
- Evitar el exceso de grasa
- No permitir que el borde de sellado entre en contacto con bordes cortantes o herramientas de montaje en mal estado
- Evitar las virutas de metal
- No están permitidos los chaflanes agudos en el eje ni en el taladro.
- No están permitidos los desperfectos ni la corrosión en el eje ni en el taladro.
- Cerciorarse de la alineación del taladro y el eje.

### Formación del punto de sellado

Para la mayoría de casos de aplicación solamente se necesita una junta. Para puntos de sellado que se encuentran por debajo del nivel de aceite en ejes colocados vertical o diagonalmente, se recomienda el montaje de dos juntas, una detrás de la otra, en el mismo sentido de montaje.

El espacio entre las juntas se ha de formar como cámara de lubricación. Se recomienda una lubricación posterior. El retén Simmerring solamente puede cumplir funciones de sellado y no es adecuado ni como guía de piezas de la máquina ni para la transmisión de fuerzas axiales.

El retén Simmerring y la correspondiente superficie de contacto del eje se han de engrasar antes del montaje al objeto de garantizar la lubricación para los primeros giros del eje.

En el grupo no se pueden formar niveles de presión inadmisibles. La presión elevada reduce la vida útil. Si no se dispone de espacio de dilatación suficiente, la alojamiento ha de purgarse.

### Presionar dentro del alojamiento

Recomendamos presionar dentro del alojamiento con ayuda de un dispositivo presionador mecánico, neumático o hidráulico y de un émbolo presionador (→ Fig. 8).

El eje del émbolo presionador es el eje del taladro. No está permitida una posición inclinada (→ Fig. 10).

Ha de existir un tope metálico (émbolo presionador – alojamiento) (→ Fig. 8, → Fig. 9). Si esto no es posible se ha de procurar un tope metálico en la parte inferior del alojamiento.

Especialmente en el montaje "parte trasera hacia delante", la fuerza de presión ha de actuar lo más cerca posible del diámetro exterior de la junta. Se ha de elegir un diámetro del émbolo presionador correspondientemente grande (→ Fig. 8, → Fig. 9), en caso necesario, no dude en consultarnos.

En caso de un diámetro del émbolo presionador demasiado pequeño existe el peligro de que la junta se tuerza (→ Fig. 11).

En el montaje con martillo (normalmente para juntas grandes), hay que trabajar con una placa de montaje (→ Fig. 12). Si la carga puntiforme es demasiado elevada durante el montaje, existe el peligro de que la junta se tuerza (→ Fig. 10).

Al pegar la junta en la alojamiento, el adhesivo no puede llegar al eje ni al labio de sellado bajo ningún concepto.

### Montaje del eje

- En caso de montaje sobre la ranura de una unión machihembra en el eje, la ranura ha de estar cubierta con una tapa protectora (→ Fig. 14) para evitar dañar el labio de sellado.
- Espesor de la pared de la tapa protectora < 0,5 mm (0.02 in), para evitar forzar el labio de sellado.
- En el caso de montaje de una parte del grupo con junta premontada, debería utilizarse un perno de centrado para evitar el desvío y, con ello, el daño del labio de sellado.
- En caso de montaje de un eje largo, se recomienda utilizar una placa guía para la guía paralela del eje, al objeto de evitar una deformación inadmisibles del labio de sellado.
- Si se empujan partes del grupo con un ajuste forzado y el mismo diámetro nominal sobre la superficie de contacto, el diámetro de la superficie de contacto se ha de reducir 0,2 mm (0.008 in) para evitar el daño de la misma. La disminución del diámetro no afecta la función de la junta.

### Montaje de retenes Simmerring con labio de sellado de PTFE

Para el montaje de retenes Simmerring con labio de sellado de PTFE son de aplicación las mismas directivas que para retenes Simmerring con labio de sellado de elastómero según DIN 3760.

Importante es que el labio de sellado de PTFE no se dañe, especialmente en el montaje con el lado delantero en el sentido de montaje. Se recomienda la utilización de un macho de montaje con una inclinación de 10° ... 15° (→ Fig. 14).

### Recambio de retenes Simmerring

Al reparar o hacer la inspección de un grupo, por principio, se han de montar siempre nuevas juntas. El labio de sellado del nuevo anillo no se puede posicionar sobre la antigua superficie de contacto. Medidas para ello:

- Montaje de anillos distanciadores (→ Fig. 15)
- Recambio de los casquillos del eje o elegir una profundidad de presión diferente en el taladro.

### Montaje del retén Simmerring Combi Seal

*Exigencias del alojamiento para todos retenes tipo COMBI que no tiene elastómero en el diámetro exterior (p.e. SF5 y SF6)*

Tolerancia:	ISO H8
Chaflán:	20° ± 5° x 1,5 mm (0.06 in)
Rugosidad:	R <sub>a</sub> = 0,8 ... 3,2 μm
	R <sub>z</sub> = 6,3 ... 16 μm
	R <sub>max</sub> < 16 μm

#### Requisitos del eje

- Los requisitos son los mismos que para los retenes Simmerring estándar
- Se necesita el endurecimiento del eje.

#### Manipulación

- Actuar con cuidado para no dañar el labio de sellado durante la manipulación y colocación del eje (especialmente en ejes de chavetas múltiples).

*Exigencias del alojamiento para todos retenes tipo COMBI que tiene elastómero en el diámetro exterior (p.e. SF19 y SF8)*

Tolerancia:	ISO H8
Chaflán:	20° ± 5° x 1,5 mm (0.06 in)
Rugosidad:	R <sub>a</sub> = 1,6 ... 6,3 μm
	R <sub>z</sub> = 10 ... 25 μm
	R <sub>max</sub> < 25 μm

#### Procedimiento de montaje

- Son de aplicación las mismas instrucciones de montaje que para retenes Simmerring estándar
- Cuidado al colocar el eje para no doblar el labio de poliuretano
- Rogamos nos consulte sobre las instrucciones de desmontaje (lado de aire primero).

#### Recambio

- Cuando se recambia un Simmerring Combi Seal, se ha de sustituir/renovar el eje para cumplir los requisitos de dureza y tolerancia
- Para Standard Simmerring Combi Seal SF5 y SF6 se necesita un agente obturador en el diámetro exterior.

## Montaje del retén Simmerring Cassette Seal

*Requisitos del eje y el taladro*

Tolerancia:	ISO H8/h8
Chaflán del taladro:	$20^\circ \pm 5^\circ \times 1 \text{ mm}$ (0.04 in)
Chaflán del eje:	$20^\circ \pm 5^\circ \times 3 \text{ mm}$ (0.12 in)
Rugosidad:	$R_a = 0,8 \dots 3,2 \mu\text{m}$ $R_z = 10 \dots 16 \mu\text{m}$

$R_{\text{max}}$  del taladro < 16  $\mu\text{m}$

$R_{\text{max}}$  del eje < 25  $\mu\text{m}$

*Manipulación*

- El muelle no se puede retirar
- No intentar abrir la junta
- Almacenar las juntas apiladas.

*Tipos de montaje (→ Fig. 16)*

- Montaje caso A → Fig. 17
- Montaje caso B → Fig. 18
- Montaje caso C → Fig. 19
- Montaje caso D → Fig. 20
- Montaje caso E → Fig. 21

*Recambio*

- No es necesario tratar posteriormente ni sustituir el eje
- En formas constructivas que tienen un anillo de rodadura sin base de elastómero en el diámetro interior puede ser necesario un agente obturador para el diámetro interior.

**PT** Prevenir que Simmerring, particularmente o lábio de vedação entre em contacto com cantos vivos e qualquer tipo de contaminação é essencial durante o manuseamento e montagem.

A lista de possíveis problemas pretende ser de utilidade para o usuário no manuseio e montagem de Simmerring de modo que o mesmo possa reconhecer os problemas e tomar medidas corretivas nas respectivas áreas → Tratamento de defeitos, página 68, Manual Técnico.

## Recebimento de material

- Armazenagem
- Transporte
- Estoque temporário no local de montagem
- Preparação para a montagem
- Local de montagem
- Superfície de deslizamento do Simmerring
- Alojamento
- Manuseio de unidades.

## Manuseio

Há muitas instruções que a princípio parecem triviais mas que podem evitar uma série de problemas. Na prática, contudo alguns cuidados são frequentemente negligenciados. Alguns exemplos de instruções são dados abaixo:

- Verificar se a embalagem está danificada
- Guardar os retentores tanto quanto se possa em sua embalagem original até o momento da montagem
- Não permitir que os retentores fiquem soltos por aí
- Proteger os retentores contra pó e sujeira
- Manter a vedação coberta ou fechada dentro de um recipiente
- Usar graxa ou óleo limpos
- Evitar engraxe excessivo
- Evitar que o canto do lábio de vedação tenha contato com cantos vivos ou ferramentas de montagens deterioradas
- Evitar ferramentas pontiagudas
- Não se admite chanfros de canto vivo no eixo ou no alojamento
- Não se admite danos ou corrosão no eixo ou no alojamento
- Observar o alinhamento do alojamento e eixo.

## Configuração da zona de trabalho

É necessário somente um retentor para a maioria das aplicações. Recomendamos a montagem de dois retentores, um atrás do outro, ambos no mesmo sentido, quando a zona de trabalho do retentor estiver abaixo do nível do óleo, em eixos na posição vertical ou inclinados.

O espaço compreendido entre os retentores constitui uma câmara de lubrificação. Recomendamos prever a possibilidade de reengraxe.

O retentor Simmerring cumpre somente a função de elemento de vedação, e não é apropriado para trabalhar como guia de elemento de máquinas nem para transmissão de forças axiais.

Antes de realizar a montagem é indispensável engraxar a superfície de deslizamento correspondente, a fim de garantir lubrificação suficiente para as primeiras voltas do retentor.

Não se admite forças muito elevadas na montagem do retentor. Uma força excessiva reduz a vida útil do retentor. Quando não se dispõe de espaço suficiente para o escape do ar, deve-se prever canais para alívio de pressão.

## Montagem no alojamento

Recomendamos proceder a montagem no alojamento com um dispositivo mecânico, pneumático ou hidráulico (→ Fig. 8).

O dispositivo deve estar paralelo com o alojamento. A montagem inclinada não é permitida (→ Fig. 10).

Deve haver no dispositivo um fim de curso (→ Fig. 8, → Fig. 9). Se isso não for possível, uma face de metal deve ser colocada no lado inferior do equipamento de instalação.

A pressão de montagem, deve ser aplicada o mais próximo possível do diâmetro externo do retentor. O diâmetro da ferramenta deve ser escolhido para se adequar à montagem (→ Fig. 8, → Fig. 9). Se necessário, por favor, consulte.

Quando o diâmetro do dispositivo é muito pequeno, corre-se o risco de que o retentor se deforme (→ Fig. 11).

Quando se efetua uma montagem com martelo (sobretudo em retentores de grandes dimensões), deve-se trabalhar com uma placa de montagem (→ Fig. 12). De outra maneira a carga pontual sendo muito grande pode vir a deformar o retentor (→ Fig. 10).

Quando do uso de cola entre o retentor e o alojamento, deve-se evitar de qualquer maneira que o adesivo entre em contato com o eixo ou com o lábio de vedação.

## Montagem no eixo

- Quando se procede uma montagem sobre eixo com chaveta, é importante proteger o rasgo com uma luva (→ Fig. 14), a fim de se evitar dano ao lábio de vedação.
- Espessura da parede da luva <0,5 mm (0.02 in), a fim de se evitar um estiramento excessivo do lábio de vedação.
- Quando se procede a montagem de um subconjunto com retentor pré-montado, recomendamos o uso de pinos de centragem, a fim de se evitar possíveis danos ao lábio de vedação.
- Quando se procede a montagem de um eixo longo, recomendamos o uso de uma placa guia para assegurar a direção paralela do eixo e evitar uma deformação inadmissível do lábio de vedação.
- Quando há a necessidade de se deslizar outras peças na mesma superfície de trabalho do retentor (por exemplo, rolamento) que tenham o mesmo diâmetro nominal, faz-se necessário proceder uma redução de 0,2 mm (0.008 in) no diâmetro para evitar danos na superfície. Esta redução do diâmetro não afeta o bom funcionamento do retentor.

## Montagem de retentores Simmerring com lábio de vedação em PTFE

Para montagem do retentor do lábio de vedação em PTFE, se utiliza das mesmas diretrizes normativas aplicadas aos retentores de borracha, conforme DIN 3760.

É importante não danificar o lábio de vedação em PTFE, sobretudo ao realizar montagem frontal. Recomendamos a utilização de uma luva com ângulo de inclinação de 10° ... 15° (→ Fig. 14) é recomendado.

## Substituição de anéis retentores

Montar sempre retentores novos em caso de reparo ou manutenção do mecanismo. O lábio de vedação no novo retentor não pode trabalhar sobre a antiga superfície de deslizamento. Para evitar isso, se aplicam as seguintes medidas:

- Montagem com anéis separadores (→ Fig. 15).
- Substituição de buchas do eixo ou seleção de outra profundidade no alojamento.

## Montagem de retentores Combi

*Requisitos de alojamento para todos os retentores COMBI que não possuem elastômero sobre o diâmetro externo (ex. SF5 e SF6)*

Tolerância:	ISO H8
Chanfro:	20° ± 5° x 1,5 mm (0.06 in)
Rugosidade:	R <sub>a</sub> = 0,8 ... 3,2 µm R <sub>z</sub> = 6,3 ... 16 µm R <sub>max</sub> < 16 µm

### *Requisitos de eixo*

- Os requisitos para retentores Simmerring Standard são válidos.
- É necessário dureza de superfície.

### *Montagem*

- Proceder com cuidado e garantir que os lábios de vedação não sejam danificados durante o manuseio e ao inserir o eixo (isto se aplica especialmente a eixos com cantos não arredondados).

*Requisitos de alojamento para todos os retentores COMBI que possuem elastômero sobre o diâmetro externo (ex. SF19 e SF8)*

Tolerância:	ISO H8
Chanfro:	20° ± 5° x 1,5 mm (0.06 in)
Rugosidade:	R <sub>a</sub> = 1,6 ... 6,3 µm R <sub>z</sub> = 10 ... 25 µm R <sub>max</sub> < 25 µm

### Procedimento de montagem

- Os requisitos para retentores Simmerring Standard são válidos.
- Ter cuidado ao inserir o eixo para não danificar o lábio em poliuretano.
- Entre em contato para instruções de remoção (lado ar primeiro).

### Substituição

- Se um retentor Simmerring Combi Seal é substituído, o eixo precisa ser substituído/retrabalhado para voltar às especificações de rugosidade, dureza e tolerância dimensional requeridas.
- Para Simmerring Combi Seal Standard SF5 e SF6, um selante aplicado no diâmetro externo é requerido.

## Montagem de retentores Cassette

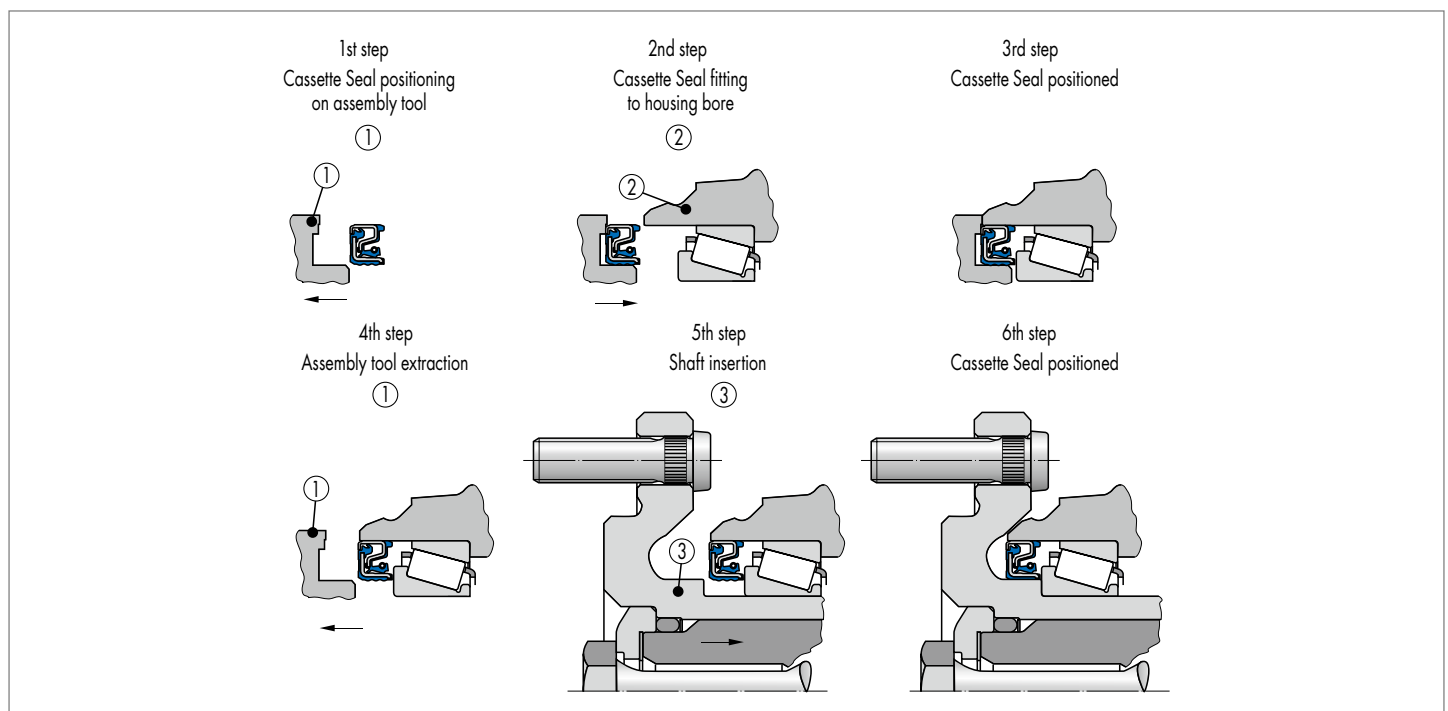
### Requisitos para eixo e alojamento

Tolerância:	ISO H8/h8
Chanfro no alojamento:	20° ± 5° x 1 mm (0.04 in)
Chanfro no eixo:	20° ± 5° x 3 mm (0.12 in)
Rugosidade:	R <sub>a</sub> = 0,8 ... 3,2 µm R <sub>z</sub> = 10 ... 16 µm

R<sub>max</sub> do alojamento < 16 µm

R<sub>max</sub> do eixo < 25 µm

INSTALLATION CASE A (WITH "BEARING STOP") | TYPE D'INSTALLATION A (AVEC "ARRÊT SUR ROULEMENT")  
CASO INSTALACIÓN A (CON "BEARING STOP") | CASO DE MONTAGEM A (COM "ENCOSTO NO ROLAMENTO")



**Fig. 17** Installation of Simmerring Cassette Seal – Case A (with "bearing stop") / Montage d'une bague Simmerring Cassette Seal – Cas A (avec "arrêt sur roulement") / Montaje de Simmerring Cassette Seal – caso A (con "bearing stop") / Montagem de retentor Cassette – Caso A (com "encosto no rolamento")

### Manuseio

- A mola não deve ser removida
- Não tente abrir o retentor
- Guarde os retentores empilhados.

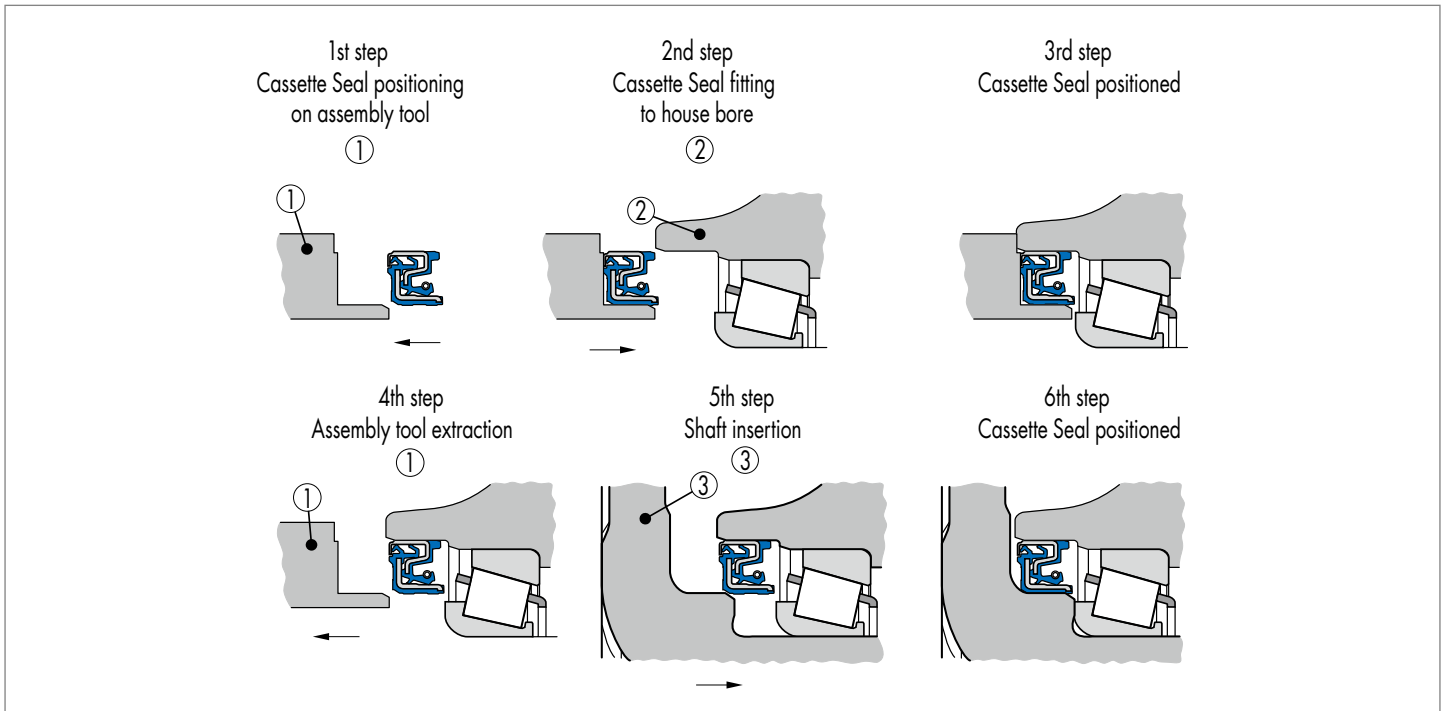
### Tipos de montagem (→ Fig. 16)

- Caso de Instalação A → Fig. 17
- Caso de Instalação B → Fig. 18
- Caso de Instalação C → Fig. 19
- Caso de Instalação D → Fig. 20
- Caso de Instalação E → Fig. 21

### Substituição

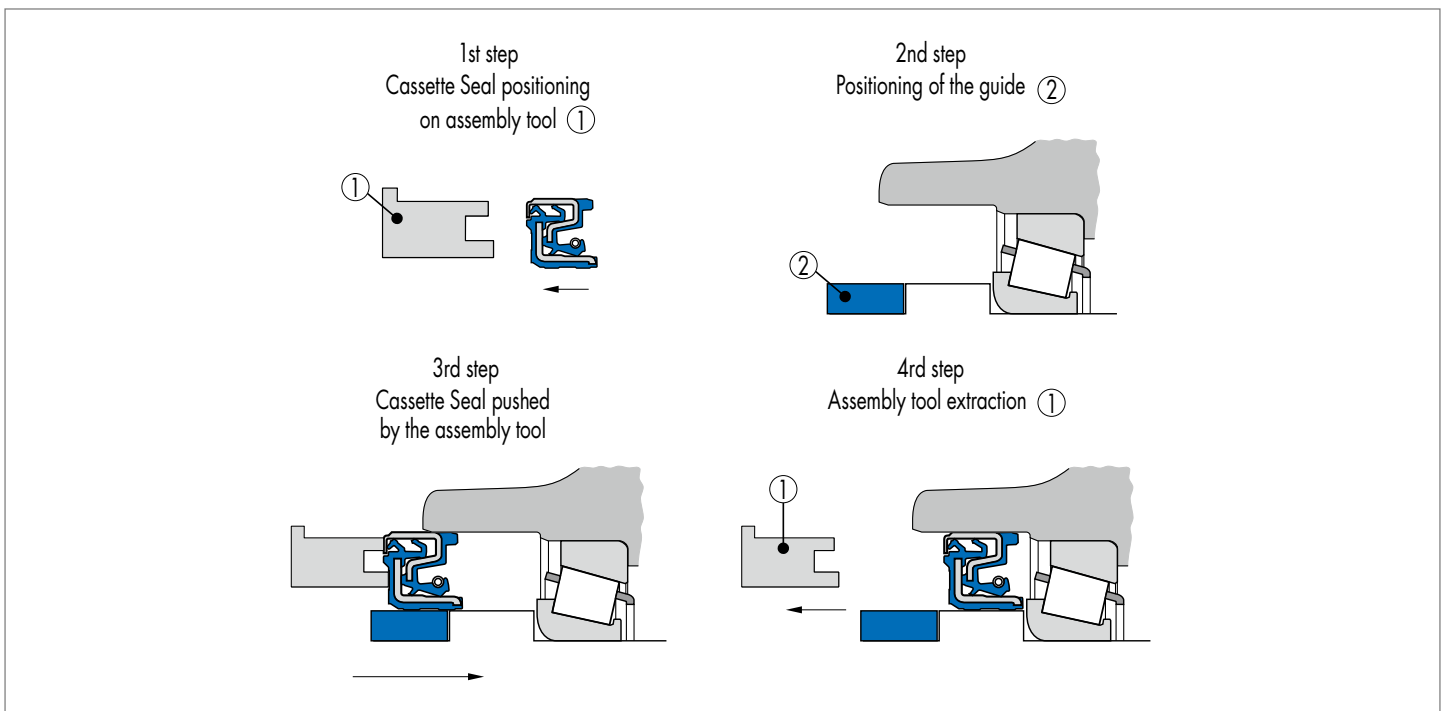
- Não há necessidade de retrabalho ou substituição do eixo.
- Para tipos com diâmetro interno sem faixa de borracha um selante pode ser necessário.

INSTALLATION CASE B (WITHOUT "BEARING STOP") | TYPE D'INSTALLATION B (SANS "ARRÊT SUR ROULEMENT")  
 CASO INSTALACIÓN B (SIN "BEARING STOP") | CASO DE MONTAGEM B (SEM "ENCOSTO NO ROLAMENTO")



**Fig. 18** Installation of Simmerring Cassette Seal – Case B (without "bearing stop") / Montage d'une bague Simmerring Cassette Seal – Cas B (sans "arrêt sur roulement") / Montaje de Simmerring Cassette Seal – caso B (sin "bearing stop") / Montagem de retentores Cassette – Caso B (sem "encosto no rolamento")

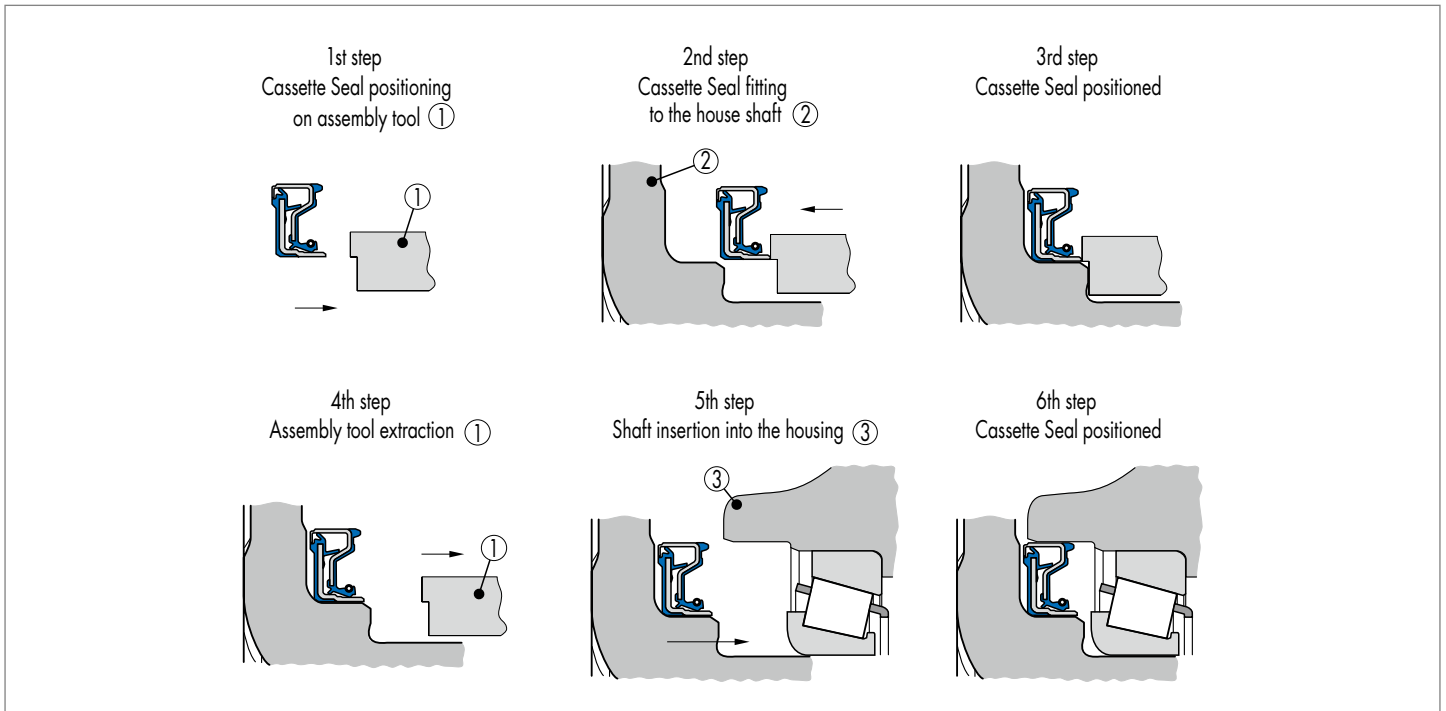
INSTALLATION CASE C ("SIMULTANEOUS") | TYPE D'INSTALLATION C ("SIMULTANÉE")  
 CASO INSTALACIÓN C ("SIMULTANEO") | CASO DE INSTALAÇÃO C ("SIMULTÂNEA")



**Fig. 19** Installation of Simmerring Cassette Seal – Case C ("Simultaneous") / Montage d'une bague Simmerring Cassette Seal – Cas C ("Simultanée") / Montaje de Simmerring Cassette Seal – caso C ("Simultaneo") / Montagem de retentor Cassette – Caso C ("simultânea")

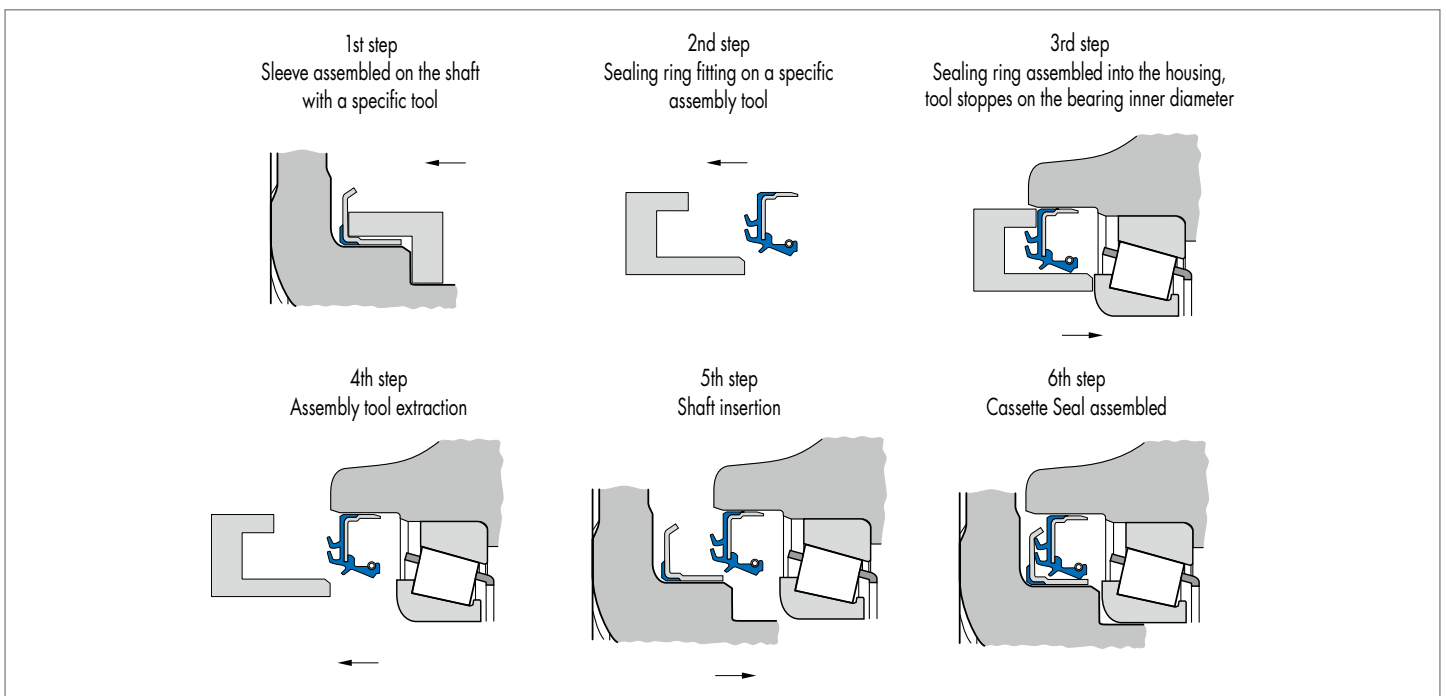


INSTALLATION CASE D ("FIRST ON THE SHAFT") | TYPE D'INSTALLATION D ("D'ABORD SUR L'ARBRE")  
CASO INSTALACIÓN D ("PRIMERO SOBRE EL EJE") | CASO DE INSTALAÇÃO D ("PRIMEIRO EIXO")



**Fig. 20** Installation of Simmerring Cassette Seal – Case D ("First on the shaft") / Montage d'une bague Simmerring Cassette Seal – Cas D ("d'abord sur l'arbre") / Montaje de Simmerring Cassette Seal – caso D ("Primero sobre el eje") / Montagem de anel retentor Cassette Seal – Tipo D ("Primeiro eixo")

INSTALLATION CASE E ("2-STEP-ASSEMBLY") | TYPE D'INSTALLATION E ("2 ÉTAPES D'ASSEMBLAGE")  
CASO INSTALACIÓN E ("ASEMBLAJE EN 2 PASOS") | CASO DE INSTALAÇÃO E ("MONTAGEM EM DOIS PASSOS")



**Fig. 21** Installation Case E ("2-Step-Assembly") for special types in split execution / Montage d'une bague Simmerring Cassette Seal – Cas E ("2 étapes d'assemblage") pour des formes de construction spéciales dans l'exécution divisée / Montaje de Simmerring Cassette Seal – caso E ("Asamblea en 2 pasos") para diseños especiales en la ejecución de división / Montagem de anel retentor Cassette Seal – Tipo E ("Montagem em dois passos") para projetos especiais em execução dividida

# COMPOUND OVERVIEW | COMPOUND VUE D'ENSEMBLE RESUMEN DE COMPUESTO | RESUMO COMPOSTO

Standard materials for rotary seals | Matériaux standard pour joints pour mouvements tournants

Materiales estándar para juntas rotativas | Materiais padrão para vedações rotativas

Material code	Basic Compound	Color	Hardness Shore A	Used for
72 NBR 902	Nitrile Rubber	Blue	72	BA, BAU, BAUX2, BAUX2SL, BAFUDX7, BASL, BAUSL, BAUSLX2, BAUM, BAUMSL, BAFUDSLX7, BABSL, B1, B1SL, B2, B2SL, BAOF, B1OF, BADUO, BAHD, MSS1, MSS7, Cassette Seal and Combi Seal
75 NBR 106200	Nitrile Rubber	Black	75	Cassette Seal and Combi Seal
75 FKM 585	Fluoro Rubber	Dark brown	75	BAUM, BAUMSL, BAUX2SL, BADUO, MSS1, Cassette Seal and Combi Seal
75 FKM 595	Fluoro Rubber	Red brown	75	BABSL, PPS, Cassette Seal and Combi Seal
75 FKM 170055	Fluoro Rubber	Dark brown	75	BAUM, BAUMSL
75 FKM 260466	Fluoro Rubber	Rubin red	75	BAUM, BAUMSL
90 NBR 129208	Nitrile Rubber	Black	90	BAHD
88 FKM 107725	Fluoro Rubber	Black	88	BAHD
75 NBR 99004	Nitrile Rubber	Black	75	GA, GSA
PTFE 10/F56101	PTFE Carbon filled	Black/Gray		B2PT
70 NBR 10501	Nitrile Rubber	Black	70	EA, EAX
80 NBR B241	Nitrile Rubber	Black	80	R 35, R 36, R 37, R 58, R 35 LD, RS 85, RHS 51
80 FKM K670	Fluoro Rubber	Black	80	R 35, R 36, R 37, RS 85, RHS 51
75 HNBR U467	Hydrogenated Nitrile Rubber	Black	75	R 35, R 36, R 37, R 35 LD, RS 85, RHS 51, EA, EAX
80 NBR 245565	Nitrile Rubber	Black	80	R 35 Eco, R 37 Eco
85 NBR 245461	Nitrile Rubber	Black	85	RPM 41
PTFE C104	PTFE Carbon fiber	Dark gray		HTS II 9535
PTFE K212	PTFE Carbon	Black		HTS II 9535
PTFE Y002	PTFE Ekonol	Gray beige		HTS II 9539
60 NBR B297	Nitrile Rubber	Black	60	WA Type A, Type AX, Type S, Type L
65 FKM K698	Fluoro Rubber	Black	65	WA Type A, Type AX, Type S, Type L

Metal components			
Material code	Material class	Specification	Used for
1.4571	stainless steel	EN 10088, EN 10270-3	metal case, springs
1.4301, 1.4310	stainless steel	EN 10088	metal case, inlay
DC01, -03, -04	unalloyed steel	EN 10139, EN 10130	metal case
	spring steel	EN 10016, EN 10270-1	springs

# TYPES FOR SPECIAL REQUIREMENTS

## TYPES DE BAGUES POUR DES EXIGENCES SPÉCIALES

### FORMAS CONSTRUCTIVAS PARA REQUISITOS ESPECIALES

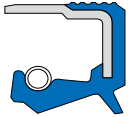
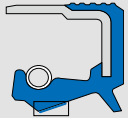
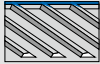

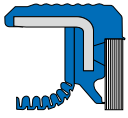

#### TIPOS PARA SOLICITAÇÕES ESPECIAIS



**US** The seal should be defined in consultation with us in case of high or special loads; trials for checking the reliability are often indispensable. For specific operating conditions and applications, a broad range of special types not listed in the catalog is available on request.

**FR** Dans le cas de conditions plus sévères ou particulières, les bagues devront être choisies avec l'aide de nos services. Des essais pour vérifier le bon fonctionnement s'avèrent souvent indispensables. Pour des conditions d'utilisation et des applications particulières, il existe une large gamme de types spécifiques, disponibles sur demande, qui ne sont pas indiqués dans le catalogue.



**ES** Para cargas mayores o especiales, la junta debería elegirse en colaboración con nosotros; en estos casos frecuentemente es indispensable realizar ensayos para comprobar la seguridad de funcionamiento. Para estas condiciones de utilización y aplicaciones específicas se dispone de un amplio espectro de formas constructivas especiales que no forman parte del catálogo.

**PT** O selo deve ser definido em consulta conosco no caso de cargas elevadas ou especiais; ensaios de verificação da confiabilidade são muitas vezes indispensável. Para as condições operacionais e aplicações específicas, uma ampla gama de tipos especiais que não constam no catálogo está disponível sob consulta.




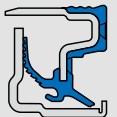
Type	Special aspects	Special properties	Example of use
<b>Special static part design</b>			
 <b>BD</b>	Static part design: partially metal, partially elastomer	Secure and tight seating in the housing	Series design with wide application range
<b>Special design of the sealing lip</b>			
 <b>BDRK/BDLK BDWK</b>	 Uni-directional lead: Left-hand lead LK Right-hand lead RK   Bi-directional lead: VK	High sealing properties for high circumferential speeds and temperatures.  Uni-directional lead: for one direction of rotation of the shaft  Bi-directional lead: for both directions of rotation of the shaft	Engines, transmissions, axle drives
 <b>BAPTSLV</b>	PTFE sealing lip with lead Dust lip made of nonwoven material	Best sealing properties for very high circumferential speeds, temperatures and high performance oils	Engines, crankshaft seals
 <b>BAE SL X6</b>	Special design of the sealing lip; two dust lips against washing lye; additional static dust lips	Use for the separation of water/washing lye and grease-lubricated bearings	Washing machines

Type	Special aspects	Special properties	Example of use
 <b>Special design</b>	Material: FKM	Special design of the entire construction; for the integration in roller bearings	Paper industry, rolling mills, large gearboxes
 <b>PTS</b>	Sealing lip: PTFE Static part: FKM Metal part: DIN EN 10088	Very strong tightness compared to other PTFE rings; Sealing lip with partial spiral lead assures a secure and tight seating in the housing	Use for special liquids, with poor lubrication and dry running; in 2-stroke engines, compressors, in the foodstuffs industry, in the chemicals industry

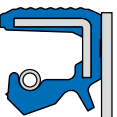

**Types for special pressure loads**


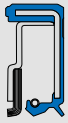

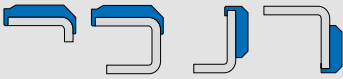
 <b>PPS (Premium Pressure Seal)</b>	Profile optimisation of the pressure loaded sealing lip	Pressure load as for type BABS1; high reliability; longer service life	Hydro-pumps, hydro-motors
 <b>BAHD SN</b>	Sealing texture on the air side of the sealing lip; short, very stable sealing lip	Usage with high pressures or pressure pulsations and low speeds Material hardness: 90 Sh A	High pressure pumps with low rotational speeds

**Cassette Seals for special requirements**






 <b>Bearing Unit Cassette Seal</b>	Special type cassette; material FKM; slip ring in Nitrosteel	Integrated type in roller bearings for high ingress of dirt	Grease-lubricated wheel hubs
 <b>Soft Unitized Cassette Seal</b>	Special type cassette double axial dirt lip; material FKM or NBR	Type for large dirt ingress; the slip ring can be installed separately from the RWDR during the fitting	Wheel hubs and pinions in axles for agricultural and construction machinery and commercial vehicles
 <b>Cassette Seal PTFE</b>	Special type cassette with PTFE sealing lip with lead; dust lip made from FKM or nonwoven material	Good protection against dust or dirt ingress	Crankshaft seals in diesel engines
 <b>Cassette Seal Casco</b>	Special type cassette with axial sealing lip and double lead; material FKM; dust lip in FKM or nonwoven material	Developed for long service life; very low friction and very good resistance with high-load resistant oils; secure handling and easy fitting	Crankshaft seals in diesel engines

**Performance in relation to dirt from the outside**



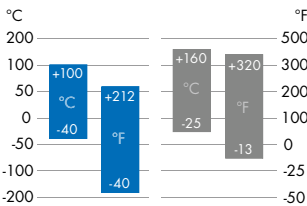
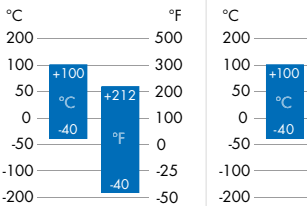
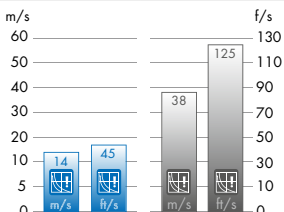
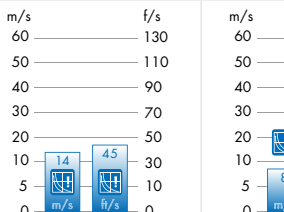


 <b>MSS 3</b>	PTFE, nonwoven, or PTFE-impregnated nonwoven dust lip	PTFE, nonwoven, or PTFE-impregnated nonwoven dust lips prevents the ingress of dirt underneath the sealing lip, but is permeable to air; prevents the formation of underpressure behind the sealing lip	Gearboxes Transmissions Engines
 <b>BA SL X6</b>	Two dust lips	Against moderate dirt ingress Note: preferably grease filling between the sealing lips up to approx. 40%	Gearboxes Axles: pinion seal

Type	Special aspects	Special properties	Example of use
 <p><b>BA SL SF</b></p>	With axial dust lip	Against moderate dirt ingress; axial dust lip in conjunction with a dirt excluder element (Labyrinth)	Transmissions Axles: pinion seal
<b>Special types for soiled media to be sealed</b>			
 <p><b>MSS 2 (Modular Sealing Solution)</b></p>	Inner seal made from nonwoven material	Nonwoven material sealing disc prevents contact of the sealing edge with particles in the contaminated media	Drives in industrial gearboxes
<b>Types for separation of two media</b>			
 <p><b>BA DUO</b></p>	Two sealing lips	For the separation of two media; narrow design; can also be used for moderate dirt ingress from the outside	Circumferential speed < 5 m/sec Grease filling between the sealing lips max. 40%
<b>Encoder</b>			
 <p><b>Radial encoder   Axial encoder</b></p>	Metal – rubber parts with magnetizable rubber layer	Magnetization of accurate north and south poles allows a high-precision shaft speed measurement with a digital sensor	Applications that require a rotation speed measurement: wheel hub bearing gearbox, crankshaft, others

## MODIFIED CATALOG PRODUCTS | PRODUITS DE CATALOGUE MODIFIÉS PRODUCTOS DE CATÁLOGO MODIFICADOS | PRODUTOS DE CATÁLOGO MODIFICADOS

	Modification	Application
	Stainless steel spring (material code 1.4571)	Water applications, corrosive media
	Spring with optimized spring force (stronger/weaker)	Applications with high circumferential speeds, lack of lubrication, strong vibrations, increased shaft runout.
	Venting or trimming of the dust lip	Applications with linear shaft velocity between 8–15 m/s (25–50 ft/s) and oil seal with dust lip. Suck in of the sealing lip can be prevented through ventilation. Above 15 m/s (50 ft/s) trimming of the dust lip necessary to prevent overheating.
	Greasing of the dust lip	The dust lip must always be greased to lubricate it. There is the possibility of obtaining a pre-greased Simmering from FST. (Grease: Klüber Petamo GHY 133 N)
	PTFE, nonwoven, or PTFE-impregnated nonwoven dust lip	Applications with increased dirt entry, tire pressure control system, food applications, aggressive cleaning agents.



Standard		A		AS	
Simmerring / Oil Seals					
Type		BA...		BAF...	
Shape					
Compound		NBR 72 NBR 902  FKM 75 FKM 585 75 FKM 260466 75 FKM 595		NBR 72 NBR 902  NBR 72 NBR 902  FKM 75 FKM 585 75 FKM 260466 75 FKM 595	
Temperature					
Speed	Please refer to the diagram on page 20!				
Pressure		max. 0,05 MPa max. 7.25 psi		max. 0,02 MPa max. 2.9 psi	
Media		Mineral oils < +100 °C	•	•	•
		Synthetic oils < 80 °C	•	○	•
		Mineral oils > +100 °C		•	•
		Synthetic oils > 80 °C		•	•
		Greases	•	•	•
		Aggressive Media			
Impact of dirt		Normal impact of dirt from the outside			•
		Moderate to medium impact of dirt from the outside			
		Large impact of dirt from the outside			
		Foreign bodies on the inside			
Page		58, 166		58	
Preferred Applications					






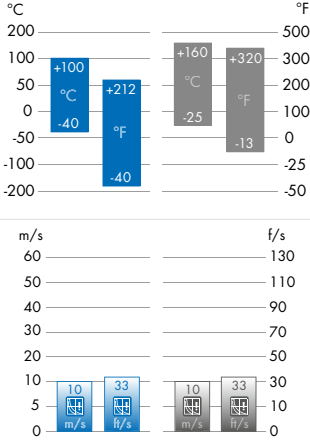
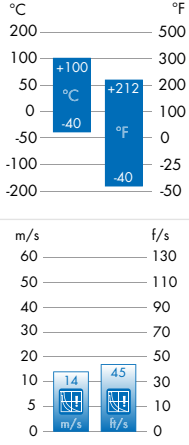
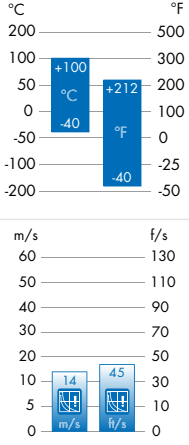



Values depending of other values!  
 Valeurs dépendantes d'autres paramètres!  
 Valores pendientes de otros parámetros!  
 Valores dependem de outros valores!

- = possible usage
- \* = possible usage, verification by individual endurance test
- \*\* = possible usage, verification necessary
- = preferred usage
- + = preferred Design
- B1 = one-piece metal housing

- BAB = operating pressure
- SL = dust lip (v = max. 8 m/s)
- X7 = grooved outer casing
- FUD = sealing lip produced in the tool
- UM = sealing lip machined on the front face (predominantly for FKM)
- U ... X2 = sealing lip machined on the front face (predominantly for NBR)

Please observe our general design notes in → Technical Manual  
 Tenez compte de nos informations générales relatives aux formes dans le → Manuel technique  
 Por favor, tenga en cuenta nuestras advertencias generales sobre el diseño en el → Manual Técnico  
 Por favor veja nossas notas gerais de design no → Manual Técnico



AS		B		BS	
Simmerring / Oil Seals					
BABSL		B1...	B1F..	B1...SL	B1F...SL
					
NBR 72 NBR 902		NBR 72 NBR 902		NBR 72 NBR 902	
FKM 75 FKM 595					
					
max. 1 MPa max. 145 psi → Fig. 2, page 22		max. 0,05 MPa max. 7.25 psi		max. 0,02 MPa max. 2.9 psi	
<input type="radio"/>		<input type="radio"/>		<input type="radio"/>	
<input type="radio"/>		<input type="radio"/>		<input type="radio"/>	
		<input checked="" type="radio"/>			
		<input checked="" type="radio"/>			
<input type="radio"/>		<input type="radio"/>		<input type="radio"/>	
<input checked="" type="radio"/>				<input checked="" type="radio"/>	
58, 166		58, 166		58, 166	
					






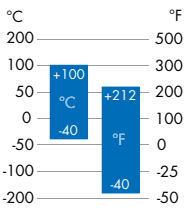
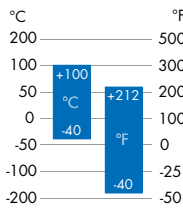
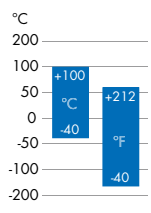
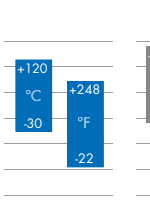
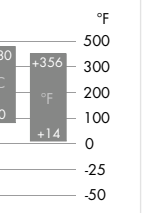
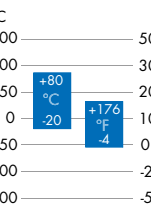
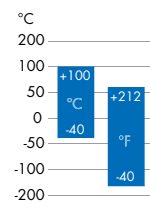
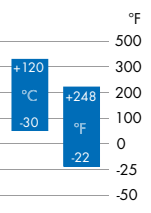


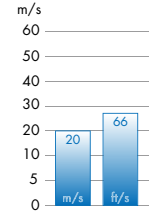
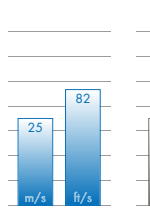
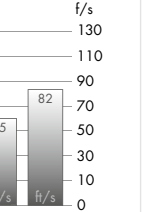
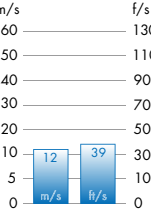
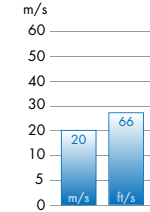
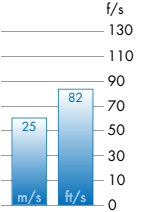
















Standard		C		CS		
Simmering / Oil Seals						
Type		B2...	B2F...	B2...SL	B2F...SL	B2PT
Shape						
Compound		NBR 72 NBR 902	NBR 72 NBR 902	NBR 72 NBR 902	NBR 72 NBR 902	PTFE PTFE10/56101
	Please refer to the diagram on page 20!					
		max. 0,05 MPa max. 7.25 psi	max. 0,02 MPa max. 2.9 psi	max. 0,05 MPa max. 7.25 psi	max. 0,02 MPa max. 2.9 psi	max. 1 MPa max. 145 psi → Fig. 2, page 22
	Mineral oils < +100 °C	○	○	○	○	○
	Synthetic oils < 80 °C	○	○	○	○	○
	Mineral oils > +100 °C					
	Synthetic oils > 80 °C					
	Greases	○	○	○	○	○
	Aggressive Media					●
	Normal impact of dirt from the outside			●	●	
	Moderate to medium impact of dirt from the outside					
	Large impact of dirt from the outside					
	Foreign bodies on the inside					
Page		58, 166	58, 166	58	58, 166	58
Preferred Applications						

Values depending of other values!  
 Valeurs dépendantes d'autres paramètres!  
 Valores pendientes de otros parámetros!  
 Valores dependem de outros valores!

- = possible usage
- \* = possible usage, verification by individual endurance test
- \*\* = possible usage, verification necessary
- = preferred usage
- + = preferred Design
- B1 = one-piece metal housing

- BAB = operating pressure
- SL = dust lip (v = max. 8 m/s)
- X7 = grooved outer casing
- FUD = sealing lip produced in the tool
- UM = sealing lip machined on the front face (predominantly for FKM)
- U ... X2 = sealing lip machined on the front face (predominantly for NBR)

Please observe our general design notes in → Technical Manual  
 Tenez compte de nos informations générales relatives aux formes dans le → Manuel technique  
 Por favor, tenga en cuenta nuestras advertencias generales sobre el diseño en el → Manual Técnico  
 Por favor veja nossas notas gerais de design no → Manual Técnico

A		B						
Simmerring / Oil Seals		Merkel Radiamatic						
BAOF	BIOF	R 35			R 35 Eco	R 35 LD		
								
NBR 72 NBR 902	NBR 72 NBR 902	NBR 80 NBR B241	HNBR 75 HNBR U467	FKM 80 FKM K670	NBR 80 NBR 245565	NBR 80 NBR B241	HNBR 75 HNBR U467	
°C: 200, 100, 50, 0, -50, -100, -200 °F: 500, 300, 200, 100, 0, -25, -50 	°C: 200, 100, 50, 0, -50, -100, -200 °F: 500, 300, 200, 100, 0, -25, -50 	°C: 200, 100, 50, 0, -50, -100, -200 °F: 500, 300, 200, 100, 0, -25, -50 	°C: 200, 100, 50, 0, -50, -100, -200 °F: 500, 300, 200, 100, 0, -25, -50 	°C: 200, 100, 50, 0, -50, -100, -200 °F: 500, 300, 200, 100, 0, -25, -50 	°C: 200, 100, 50, 0, -50, -100, -200 °F: 500, 300, 200, 100, 0, -25, -50 	°C: 200, 100, 50, 0, -50, -100, -200 °F: 500, 300, 200, 100, 0, -25, -50 	°C: 200, 100, 50, 0, -50, -100, -200 °F: 500, 300, 200, 100, 0, -25, -50 	
m/s: 60, 50, 40, 30, 20, 10, 5, 0 f/s: 130, 110, 90, 70, 50, 30, 10, 0 	m/s: 60, 50, 40, 30, 20, 10, 5, 0 f/s: 130, 110, 90, 70, 50, 30, 10, 0 	m/s: 60, 50, 40, 30, 20, 10, 5, 0 f/s: 130, 110, 90, 70, 50, 30, 10, 0 	m/s: 60, 50, 40, 30, 20, 10, 5, 0 f/s: 130, 110, 90, 70, 50, 30, 10, 0 	m/s: 60, 50, 40, 30, 20, 10, 5, 0 f/s: 130, 110, 90, 70, 50, 30, 10, 0 	m/s: 60, 50, 40, 30, 20, 10, 5, 0 f/s: 130, 110, 90, 70, 50, 30, 10, 0 	m/s: 60, 50, 40, 30, 20, 10, 5, 0 f/s: 130, 110, 90, 70, 50, 30, 10, 0 	m/s: 60, 50, 40, 30, 20, 10, 5, 0 f/s: 130, 110, 90, 70, 50, 30, 10, 0 	
-	-	max. 0,05 MPa max. 7.25 psi			max. 0,05 MPa max. 7.25 psi		max. 0,05 MPa max. 7.25 psi	
○	○	●	●	●	●	●	●	
○	○	●	●	●	●	●	●	
			●	●	●		●	
●	●	●	●	●	●	●	●	
		○*	○*	○*	○*	○*	○*	
○	○	●	●	●	●	●	●	
○	○	○**	○**	○**	○**	○**	○**	
58	58	172						
 	 	    			 	    		





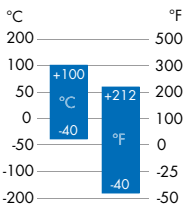
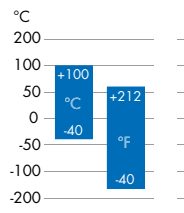
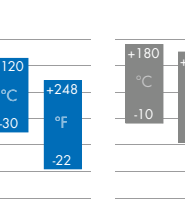
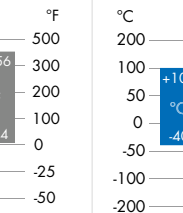
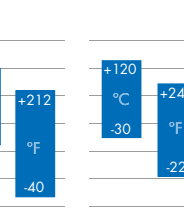
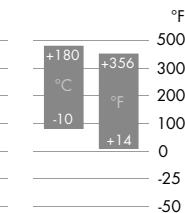
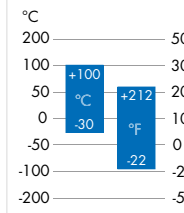
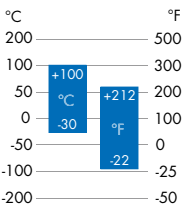
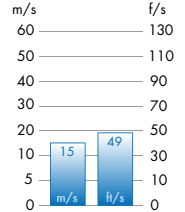
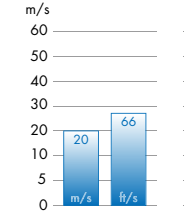
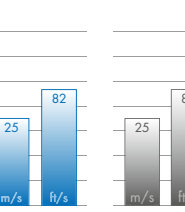

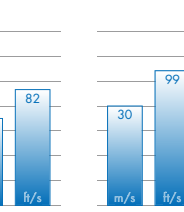
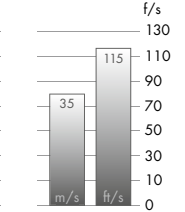
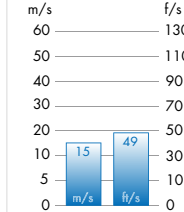
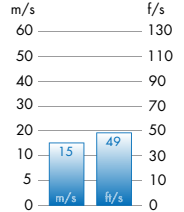




Standard	Merkel Radiamatic							
Type	R 36			R 37			R 37 Eco	
Shape								
Compound	NBR 80 NBR B241	HNBR 75 HNBR U467	FKM 80 FKM K670	NBR 80 NBR B241	HNBR 75 HNBR U467	FKM 80 FKM K670	NBR 80 NBR 245565	
Temperature	 °C: +100, +120, +180, -40, -30, -10 °F: +212, +248, +356, -40, -22, +14			 °C: +100, +120, +180, -40, -30, -10 °F: +212, +248, +356, -40, -22, +14			 °C: +80, +176, -20, -4 °F: 176, 307, -4, -40	
Speed	 m/s: 20, 25, 25 ft/s: 66, 82, 82			 m/s: 20, 25, 25 ft/s: 66, 82, 82			 m/s: 12, 39 ft/s: 30, 88	
Pressure	max. 0,05 MPa max. 7.25 psi			max. 0,05 MPa max. 7.25 psi			max. 0,05 MPa max. 7.25 psi	
Media	Mineral oils < +100 °C	•	•	•	•	•	•	•
	Synthetic oils < 80 °C	•	•	•	•	•	•	•
	Mineral oils > +100 °C		•	•	•	•		
	Synthetic oils > 80 °C		•	•	•	•		
	Greases	•	•	•	•	•	•	•
	Aggressive Media	○*	○*	○*	○*	○*	○*	○*
Impact of dirt	Normal impact of dirt from the outside	•	•	•	•	•	•	•
	Moderate to medium impact of dirt from the outside	○**	○**	○**	○**	○**	○**	○**
	Large impact of dirt from the outside							
	Foreign bodies on the inside							
Page	172			172				
Preferred Applications								

Values depending of other values!  
 Valeurs dépendantes d'autres paramètres!  
 Valores pendientes de otros parámetros!  
 Valores dependem de outros valores!

- = possible usage
- \* = possible usage, verification by individual endurance test
- \*\* = possible usage, verification necessary
- = preferred usage
- + = preferred Design
- B1 = one-piece metal housing

- BAB = operating pressure
- SL = dust lip (v = max. 8 m/s)
- X7 = grooved outer casing
- FUD = sealing lip produced in the tool
- UM = sealing lip machined on the front face (predominantly for FKM)
- U ... X2 = sealing lip machined on the front face (predominantly for NBR)

Please observe our general design notes in → Technical Manual  
 Tenez compte de nos informations générales relatives aux formes dans le → Manuel technique  
 Por favor, tenga en cuenta nuestras advertencias generales sobre el diseño en el → Manual Técnico  
 Por favor veja nossas notas gerais de design no → Manual Técnico

Merkel Radiamatic							
R 58	RS 85			RHS 51			RPM 41
							
NBR 80 NBR B241	NBR 80 NBR B241	HNBR 75 HNBR U467	FKM 80 FKM K670	NBR 80 NBR B241	HNBR 75 HNBR U467	FKM 80 FKM K670	NBR 85 NBR 245461
 <p>°C: +100, -40 °F: +212, -40</p>	 <p>°C: +100, -40 °F: +212, -40</p>	 <p>°C: +120, -30 °F: +248, -22</p>	 <p>°C: +180, -10 °F: +356, +14</p>	 <p>°C: +100, -40 °F: +212, -40</p>	 <p>°C: +120, -30 °F: +248, -22</p>	 <p>°C: +180, -10 °F: +356, +14</p>	 <p>°C: +100, -30 °F: +212, -22</p>
 <p>m/s: 15, 49 ft/s: 30, 99</p>	 <p>m/s: 20, 66 ft/s: 40, 110</p>	 <p>m/s: 25, 82 ft/s: 50, 130</p>	 <p>m/s: 25, 82 ft/s: 50, 130</p>	 <p>m/s: 25, 82 ft/s: 50, 130</p>	 <p>m/s: 30, 99 ft/s: 60, 130</p>	 <p>m/s: 35, 115 ft/s: 70, 130</p>	 <p>m/s: 15, 49 ft/s: 30, 99</p>
max. 0,05 MPa max. 7.25 psi	max. 0,05 MPa max. 7.25 psi			max. 0,05 MPa max. 7.25 psi			max. 0,05 MPa max. 7.25 psi
•	•	•	•	•	•	•	•
•	•	•	•	•	•	•	•
		•	•		•	•	
•	•	•	•	•	•	•	•
○*	○*	○*	○*	○*	○*	○*	○*
•	•	•	•	•	•	•	•
○**	○**	○**	○**	○**	○**	○**	○**
172	172			172			
							





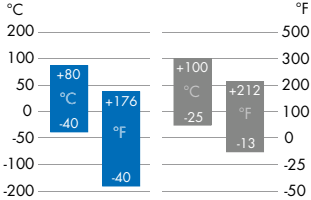
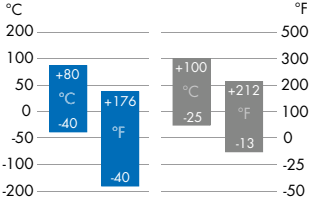
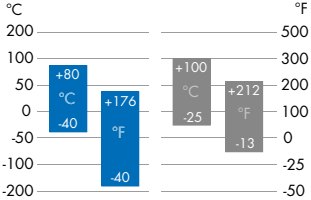
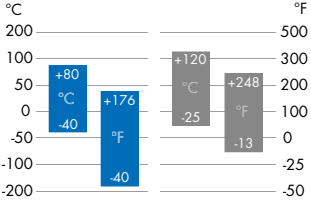
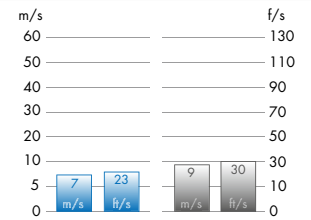


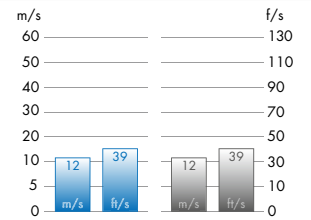




Standard	Merkel Radiamatic				Modular Oil Seal (MSS)			
Type	HTS II 9535		HTS II 9539		MSS1		MSS7	
Shape								
Compound	PTFE K212	PTFE C104	PTFE Y002		NBR-FKM 72 NBR 902/ 75 FKM 585	FKM-FKM 75 FKM 585/ 75 FKM 585	NBR-NBR 72 NBR 902/ 72 NBR 902	
Temperature	 °C: -80 to +200; °F: -112 to +392		 °C: -80 to +200; °F: -112 to +392		 °C: -40 to +160; °F: -40 to +320		 °C: -40 to +80; °F: -40 to +176	
Speed	 m/s: 0 to 25; f/s: 0 to 82		 m/s: 0 to 25; f/s: 0 to 82		 m/s: 0 to 6; f/s: 0 to 20		 m/s: 0 to 15; f/s: 0 to 49	
Pressure	max. 0,6 MPa max. 87 psi		max. 0,6 MPa max. 87 psi		max. 0,05 MPa max. 7.25 psi		max. 0,05 MPa max. 7.25 psi	
Media	Mineral oils < +100 °C	●	●	●	●	●	○	
Media	Synthetic oils < 80 °C	●	●	●	●	○	○	
Media	Mineral oils > +100 °C	●	●	●	●	●		
Media	Synthetic oils > 80 °C	●	●	●	●	●		
Media	Greases	●	●	●			○	
Media	Aggressive Media	●	●	●				
Impact of dirt	Normal impact of dirt from the outside	○	○	○	●	●		
Impact of dirt	Moderate to medium impact of dirt from the outside	○	○	○			○	
Impact of dirt	Large impact of dirt from the outside						●	
Impact of dirt	Foreign bodies on the inside				●	●		
Page	172		172		186		186	
Preferred Applications								

Values depending of other values!  
 Valeurs dépendantes d'autres paramètres!  
 Valores pendientes de otros parámetros!  
 Valores dependem de outros valores!

- = possible usage
- \* = possible usage, verification by individual endurance test
- \*\* = possible usage, verification necessary
- = preferred usage
- + = preferred Design
- B1 = one-piece metal housing

- BAB = operating pressure
- SL = dust lip (v = max. 8 m/s)
- X7 = grooved outer casing
- FUD = sealing lip produced in the tool
- UM = sealing lip machined on the front face (predominantly for FKM)
- U ... X2 = sealing lip machined on the front face (predominantly for NBR)

Please observe our general design notes in → Technical Manual  
 Tenez compte de nos informations générales relatives aux formes dans le → Manuel technique  
 Por favor, tenga en cuenta nuestras advertencias generales sobre el diseño en el → Manual Técnico  
 Por favor veja nossas notas gerais de design no → Manual Técnico

Cassette Seal							
Type 1		Type 2		Type 3		HS	
							
NBR 75 NBR 106200	FKM 75 FKM 595	NBR 75 NBR 106200	FKM 75 FKM 595	NBR 75 NBR 106200	FKM 75 FKM 595	NBR 75 NBR 106200	FKM 75 FKM 585
							
							
max. 0,05 MPa max. 7.25 psi		max. 0,05 MPa max. 7.25 psi		max. 0,05 MPa max. 7.25 psi		max. 0,03 MPa max. 4.35 psi	
●	●	●	●	●	●	●	●
●	○	●	○	●	○	●	○
○	●	○	●	○	●	○	●
○	●	○	●	○	●	○	●
●	●	●	●	●	●	○	●
●						○	
		●				●	
				●			
190		190		190			
							

Standard	Combi Seal					
Type	SF5		SF6		SF8	
Shape						
Compound	NBR 75 NBR 106200	FKM 75 FKM 595	NBR 75 NBR 106200	FKM 75 FKM 595	NBR 75 NBR 106200	FKM 75 FKM 595
	 °C: -30, +80, +176, -22, +100, -25, +212, -13 °F: -22, 176, 343, -10, 212, 77, 412, 8		 °C: -30, +80, +176, -22, +100, -25, +212, -13 °F: -22, 176, 343, -10, 212, 77, 412, 8		 °C: -30, +80, +176, -22, +100, -25, +212, -13 °F: -22, 176, 343, -10, 212, 77, 412, 8	
	 m/s: 4, 13, 6, 20 f/s: 13, 30, 15, 50		 m/s: 4, 13, 6, 20 f/s: 13, 30, 15, 50		 m/s: 4, 13, 6, 20 f/s: 13, 30, 15, 50	
	max. 0,05 MPa max. 7.25 psi		max. 0,05 MPa max. 7.25 psi		max. 0,05 MPa max. 7.25 psi	
	Mineral oils < +100 °C	●	●	●	●	●
	Synthetic oils < 80 °C	●	○	●	○	○
	Mineral oils > +100 °C		●		●	●
	Synthetic oils > 80 °C	○	●	○	●	●
	Greases	●	●	●	●	●
	Aggressive Media					
	Normal impact of dirt from the outside	○		○	○	
	Moderate to medium impact of dirt from the outside	●		●	●	
	Large impact of dirt from the outside					
	Foreign bodies on the inside					
Page	190		190		190	
Preferred Applications						

Values depending of other values!  
 Valeurs dépendantes d'autres paramètres!  
 Valores pendientes de otros parámetros!  
 Valores dependem de outros valores!

- = possible usage
- \* = possible usage, verification by individual endurance test
- \*\* = possible usage, verification necessary
- = preferred usage
- \* = preferred Design
- + = preferred Design
- B1 = one-piece metal housing


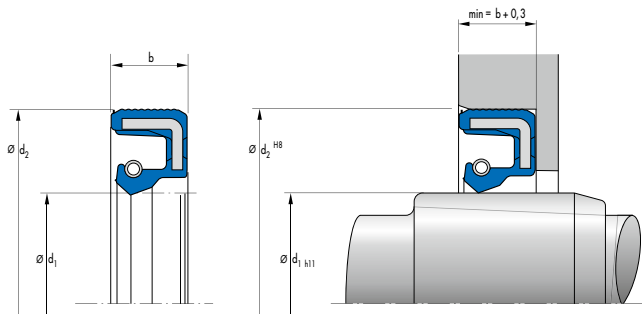
- BAB = operating pressure
- SL = dust lip (v = max. 8 m/s)
- X7 = grooved outer casing
- FUD = sealing lip produced in the tool
- UM = sealing lip machined on the front face (predominantly for FKM)
- U ... X2 = sealing lip machined on the front face (predominantly for NBR)

Please observe our general design notes in → Technical Manual  
 Tenez compte de nos informations générales relatives aux formes dans le → Manuel technique  
 Por favor, tenga en cuenta nuestras advertencias generales sobre el diseño en el → Manual Técnico  
 Por favor veja nossas notas gerais de design no → Manual Técnico



Combi Seal		End Caps	V-ring seal / deflectors					
SF19		Combi Seal	GA, GSA	EA, EAX		WA-A, WA-AX		
NBR 75 NBR 106200	FKM 75 FKM 595	NBR 75 NBR 106200	NBR 75 NBR 99004	NBR 80 NBR B241	HNBR 75 HNBR U467	NBR 60 NBR B297	FKM 65 FKM K698	
max. 0,05 MPa max. 7.25 psi		max. 0,05 MPa max. 7.25 psi		max. 0,03 MPa max. 4.35 psi		max. 0,03 MPa max. 4.35 psi		
●	●	●	●	●	●	●	●	
●	○	●	●	●	●	●	●	
○	●	○	○	○*	○*	○*	○*	
●	●	●	●	●	●	●	●	
○		○	●	●	●	●	●	
●		●	●	○**	○**	○**	○**	
		190	194					

# SIMMERRING OIL SEALS | BAGUE D'ÉTANCHÉITÉ POUR ARBRES TOURNANTS SIMMERRING RETÉN SIMMERRING | RETENTOR SIMMERRING



If you can't find your seal – your solution on page 13  
Si vous ne trouvez pas votre joint – vous trouverez votre solution à la page 13  
Si no puede encontrar la junta que busca – Su solución en la página 13  
Se você não consegue encontrar sua vedação – poderá encontrar a sua solução na página 13

1) IP = industry pack | paquet industrie | paquete de la industria | pacote indústria  
SP = small pack | petit paquet | pequeño paquete | pequeno pacote

● on stock | sur stock | en Stock | há stock  
○ on request | á la demande | a solicitud | a pedido

see diagram | voir le schéma | véase el diagrama | veja o diagrama:  
\* → page | page | página | página 22, Fig. 2

d <sub>1</sub> [mm]	d <sub>2</sub> [mm]	b [mm]	DIN Norm	[MPa]	Pressure [psi]	Material	Design	Part No.	PU <sup>1)</sup>	US	EU
4	12	6	A	0,05	7.252	72 NBR 902	BA	6325 40411077	IP SP	○ ○	● ●
	16	7	A	0,05	7.252	72 NBR 902	BA	1931 40411004	IP SP	○ ○	● ●
5	15	6	A	0,02	2.901	72 NBR 902	BAFUD1	405057 40412767	IP SP	○ ○	● ●
	19	5	A	0,05	7.252	72 NBR 902	BA	32513 40412073	IP SP	○ ○	● ●
	22	8	A	0,05	7.252	72 NBR 902	BA	6335	–	○	○
6	16	5	A	0,05	7.252	72 NBR 902	BA	12019071 40413622	IP SP	● ○	● ●
	16	6	A	0,05	7.252	75 FKM 585	BAUM1X7	406308 40412779	IP SP	○ ○	● ●
	16	7	B	0,02	2.901	72 NBR 902	B1FUD1	470997 40413143	IP SP	● ○	● ●
	16	7	A	0,05	7.252	72 NBR 902	BA	6341 40411078	IP SP	● ○	● ●
	19	6	A	0,05	7.252	72 NBR 902	BA U2	6344 40411079	IP SP	○ ○	● ●
	22	7	A	0,02	2.901	72 NBR 902	BAFUD1X7	6352 40411080	IP SP	○ ○	● ●
	22	7	AS	0,02	2.901	72 NBR 902	BAUD1SL	12011104 40413569	IP SP	○ ○	● ●
	22	7	A	0,05	7.252	75 FKM 585	BAUM1X7	400296 40412717	IP SP	○ ○	● ●
7	16	7	B	0,05	7.252	72 NBR 902	B1	7797 49332095	IP SP	○ ○	● ●
	22	6	A	0,05	7.252	72 NBR 902	BA	6372	–	○	○
	22	7	A	0,05	7.252	72 NBR 902	BA	6374 40411082	IP SP	○ ○	● ●
	22	7	A	0,05	7.252	75 FKM 585	BAUM1X7	412598	–	○	○

d <sub>1</sub> [mm]	d <sub>2</sub> [mm]	b [mm]	DIN Norm	[MPa]	Pressure [psi]	Material	Design	Part No.	PU <sup>1)</sup>	US	EU
8	14	6	B	-	-	72 NBR 902	B1FOF	419913 40412965	IP SP	○ ○	● ●
	16	7	B	0,02	2.901	72 NBR 902	B1FUD1	428761 40412986	IP SP	● ○	● ●
	16	7	A	0,05	7.252	72 NBR 902	BA	7566 40411204	IP SP	○ ○	● ●
	16	7	AS	0,05	7.252	72 NBR 902	BASL	409737 40412880	IP SP	● ○	● ●
	18	5	A	0,05	7.252	72 NBR 902	BA	49303384 40413912	IP SP	● ○	● ●
	20	6	AS	0,05	7.252	75 FKM 585	BAUM1SLX7	421497 49332145	IP SP	○ ○	● ●
	20	8	A	0,05	7.252	72 NBR 902	BA	6403 40411083	IP SP	○ ○	● ●
	22	6	AS	*	*	72 NBR 902	BAB1SLO,5	462581 40413075	IP SP	● ○	● ●
	22	6	A	0,05	7.252	72 NBR 902	BAU2X2	49303390 40413917	IP SP	● ○	● ●
	22	7	B	0,05	7.252	72 NBR 902	B1 U2	19274 40411482	IP SP	○ ○	● ●
	22	7	A	0,05	7.252	72 NBR 902	BAU1X2	49303385 40413913	IP SP	● ○	● ●
	22	7	A	0,05	7.252	75 FKM 585	BAUM1X7	406310 40412780	IP SP	○ ○	● ●
	22	8	A	0,05	7.252	72 NBR 902	BAD	6418 40411086	IP SP	○ ○	● ●
	22	8	AS	0,05	7.252	75 FKM 585	BAUM2SLX7	468755	-	○	○
	24	7	B	0,05	7.252	72 NBR 902	B1	19276	-	○	○
	24	7	A	0,05	7.252	72 NBR 902	BA	6421 40411087	IP SP	○ ○	● ●
24	7	A	0,05	7.252	75 FKM 585	BAUM1X7	49325745 40412781	IP SP	○ ○	● ●	
9	17	4,50	B	0,05	7.252	72 NBR 902	B1	19279 40411483	IP SP	○ ○	● ●
	18	6	A	0,05	7.252	72 NBR 902	BA	6431 40411088	IP SP	○ ○	● ●
	18	6	A	0,05	7.252	75 FKM 585	BA	396104	-	○	○
	19	5	B	0,05	7.252	72 NBR 902	B1 U1	19280 40411484	IP SP	○ ○	● ●
	20	6	AS	*	*	72 NBR 902	BAB SLO 5X2	80489 40412107	IP SP	○ ○	● ●
	22	7	B	0,05	7.252	72 NBR 902	B1 U2	19281	-	○	○
	22	7	A	0,05	7.252	72 NBR 902	BA	6438 40411089	IP SP	○ ○	● ●
	24	7	A	0,05	7.252	72 NBR 902	BA U2	6443 40411090	IP SP	○ ○	● ●
26	7	A	0,05	7.252	72 NBR 902	BA	6445 40411091	IP SP	○ ○	● ●	
9,50	25,40	8	A	0,05	7.252	72 NBR 902	BA U2	6454 40411092	IP SP	○ ○	● ●
10	15	3	B	-	-	72 NBR 902	B1OF	129573 40412125	IP SP	○ ○	● ●
	16	4	B	0,02	2.901	72 NBR 902	B1 F	477154 40413176	IP SP	○ ○	● ●
	16	4	A	0,02	2.901	72 NBR 902	BA	12000016 40413517	IP SP	○ ○	● ●
	18	4	A	0,02	2.901	72 NBR 902	BA	12000017 40413518	IP SP	○ ○	● ●
	18	6	A	0,02	2.901	72 NBR 902	BAFUD1	49038839 40413801	IP SP	● ○	● ●
	19	7	B	0,02	2.901	72 NBR 902	B1FUD1	428763 40412987	IP SP	○ ○	● ●

d <sub>1</sub> [mm]	d <sub>2</sub> [mm]	b [mm]	DIN Norm	[MPa]	Pressure [psi]	Material	Design	Part No.	PU <sup>1)</sup>	US	EU
10	19	7	AS	0,05	7.252	72 NBR 902	BA SL	6463 40411093	IP SP	○ ○	● ●
	19	7	A	0,02	2.901	72 NBR 902	BAFUD1	471001 40413144	IP SP	● ○	● ●
	19	7	A	0,05	7.252	75 FKM 585	BAUM1X7	400287 40412716	IP SP	● ○	● ●
	20	6	A	0,05	7.252	72 NBR 902	BAD	6467 40411094	IP SP	● ○	● ●
	22	6	AS	*	*	75 FKM 595	BAB1SLO 5	49303386 40413914	IP SP	● ○	● ●
	22	6	AS	*	*	72 NBR 902	BAB1SLO 5	49303387 40413915	IP SP	● ○	● ●
	22	7	B	0,05	7.252	72 NBR 902	B1 U2	19288 40411485	IP SP	○ ○	● ●
	22	7	C	1	145	PTFE F56101	B2PT	406518 40412785	IP SP	○ ○	● ●
	22	7	A	0,02	2.901	72 NBR 902	BAFUD1X7	362172 40412584	IP SP	● ○	● ●
	22	7	A	0,05	7.252	75 FKM 585	BAUM1X7	390099 40412685	IP SP	○ ○	● ●
	22	8	C	0,05	7.252	72 NBR 902	B2 U2	22674	-	○	○
	22	8	A	0,05	7.252	72 NBR 902	BA	6485 40411095	IP SP	○ ○	● ●
	22	8	AS	0,05	7.252	72 NBR 902	BA SL	6486 40411096	IP SP	○ ○	● ●
	24	7	B	0,05	7.252	72 NBR 902	B1	19290 40411486	IP SP	○ ○	● ●
	24	7	A	0,05	7.252	72 NBR 902	BA	6492 40411097	IP SP	○ ○	● ●
	24	7	A	0,05	7.252	75 FKM 585	BAUM1X7	412571	-	○	○
	26	5	AS	0,05	7.252	75 FKM 585	BAUM1SLX27	468756 40413087	IP SP	○ ○	● ●
	26	7	B	0,05	7.252	72 NBR 902	B1 U2	19291 40411487	IP SP	○ ○	● ●
	26	7	A	0,05	7.252	72 NBR 902	BA	6501 40411098	IP SP	● ○	● ●
	26	7	AS	0,05	7.252	72 NBR 902	BA SL	3360 40411058	IP SP	○ ○	● ●
26	7	A	0,05	7.252	75 FKM 585	BAUM1X7	406315 40412782	IP SP	○ ○	● ●	
28	7	A	0,05	7.252	72 NBR 902	BA U2	6504 40411099	IP SP	○ ○	● ●	
30	10	C	0,05	7.252	72 NBR 902	B2 U2	22844	-	○	○	
30	10	A	0,05	7.252	72 NBR 902	BA	6511 40411100	IP SP	○ ○	● ●	
11	17	4	A	0,02	2.901	72 NBR 902	BA	12010767 40413538	IP SP	○ ○	● ●
	22	7	B	0,05	7.252	72 NBR 902	B1 U2	2487 40411008	IP SP	○ ○	● ●
	22	7	A	0,05	7.252	72 NBR 902	BA	6518 40411101	IP SP	○ ○	● ●
	22	7	AS	*	*	72 NBR 902	BABSL	12011513 40413593	IP SP	○ ○	● ●
	22	7	A	0,05	7.252	75 FKM 585	BAUM1X7	412600 40412938	IP SP	● ○	● ●
	26	7	AS	0,05	7.252	75 FKM 585	BAUM1SLX7	412558 40412934	IP SP	○ ○	● ●
	26	7	A	0,05	7.252	75 FKM 585	BAUM1X7	412566 40412936	IP SP	○ ○	● ●
11,80	28	5	AS	0,05	7.252	75 FKM 585	BAUM1SLX7	49002913	-	○	○
12	18	4,50	BS	0,02	2.901	72 NBR 902	B1FSL	49322466 40412619	IP SP	● ○	● ●

d <sub>1</sub> [mm]	d <sub>2</sub> [mm]	b [mm]	DIN Norm	[MPa]	Pressure [psi]	Material	Design	Part No.	PU <sup>1)</sup>	US	EU
12	18	5,50	B	-	-	72 NBR 902	B1 OF	19578 40411537	IP SP	○ ○	● ●
	19	5	A	0,05	7.252	72 NBR 902	BAD	6550 40411103	IP SP	○ ○	● ●
	20	5	B	0,05	7.252	72 NBR 902	B1	20296 40411656	IP SP	● ○	● ●
	20	6	A	0,05	7.252	75 FKM 585	BAUM1X7	49325746 40413778	IP SP	○ ○	● ●
	20	7	A	0,02	2.901	72 NBR 902	BA	12010771 40413539	IP SP	○ ○	● ●
	22	4	A	0,02	2.901	72 NBR 902	BAF	436286 40413006	IP SP	● ○	● ●
	22	5	A	0,05	7.252	75 FKM 585	BAUM1X27	49010681 40413671	IP SP	○ ○	● ●
	22	6	AS	*	*	72 NBR 902	BAB1SL	12011514 40413594	IP SP	● ○	● ●
	22	6	AS	*	*	75 FKM 595	BAB1SLO 5	49303388 40413916	IP SP	● ○	● ●
	22	6,50	A	0,05	7.252	72 NBR 902	BA FA	6555 40411104	IP SP	○ ○	● ●
	22	7	C	1	145	PTFE F56101	B2PT	406519 40412786	IP SP	○ ○	● ●
	22	7	A	0,05	7.252	72 NBR 902	BAU1X2	49315237 49321948	IP SP	● ○	● ●
	22	7	A	0,05	7.252	75 FKM 585	BAUM1X7	400278 40412715	IP SP	○ ○	● ●
	22	7	AS	0,05	7.252	75 FKM 585	BAUM2SLX7	468757 40413088	IP SP	○ ○	● ●
	22	8	C	0,05	7.252	72 NBR 902	B 2	23494 40411998	IP SP	○ ○	● ●
	24	6	AS	*	*	75 FKM 595	BAB SLO 5	325246 40412156	IP SP	○ ○	● ●
	24	6	AS	*	*	72 NBR 902	BABSLO.5	49331969 40413516	IP SP	○ ○	● ●
	24	6	A	0,05	7.252	75 FKM 585	BAUM1X7	429608 40412990	IP SP	○ ○	● ●
	24	6,50	A	0,05	7.252	72 NBR 902	BA	6572 40411106	IP SP	○ ○	● ●
	24	7	B	0,05	7.252	72 NBR 902	B1	7809 40411248	IP SP	○ ○	● ●
	24	7	A	0,05	7.252	72 NBR 902	BA	6575 40411107	IP SP	○ ○	● ●
	24	7	A	0,05	7.252	75 FKM 585	BAUM1X7	406316 40412783	IP SP	○ ○	● ●
	25	5	A	0,05	7.252	72 NBR 902	BA U2 X2	6582 40411108	IP SP	○ ○	● ●
	25	5	A	0,05	7.252	75 FKM 585	BAU2X2	378263 40412617	IP SP	○ ○	● ●
	25	6	AS	0,05	7.252	72 NBR 902	BAU1SLX2	49016141 40413716	IP SP	○ ○	● ●
	25	7	C	1	145	PTFE F56101	B2PT	406523 40412787	IP SP	○ ○	● ●
	25	8	A	0,05	7.252	72 NBR 902	BA U2	6590 40411109	IP SP	○ ○	● ●
	26	8	A	0,05	7.252	72 NBR 902	BA U2	6598 40411110	IP SP	○ ○	● ●
	28	5	AS	0,05	7.252	72 NBR 902	BAU1SLX2	526251 40413445	IP SP	● ○	● ●
	28	7	B	0,05	7.252	72 NBR 902	B1	7819 40411251	IP SP	○ ○	● ●
	28	7	AS	0,02	2.901	72 NBR 902	BAU2SL	12011106 40413570	IP SP	● ○	● ●

d <sub>1</sub> [mm]	d <sub>2</sub> [mm]	b [mm]	DIN Norm	[MPa]	Pressure [psi]	Material	Design	Part No.	PU <sup>1)</sup>	US	EU
12	28	7	A	0,05	7.252	72 NBR 902	BAU2X2	49004096 40413648	IP SP	● ○	● ●
	28	7	AS	0,05	7.252	75 FKM 585	BAUM1SLX7	412560 40412935	IP SP	● ○	● ●
	30	5	B	–	–	72 NBR 902	B1 OF	8010 40411276	IP SP	○ ○	● ●
	30	7	B	0,05	7.252	72 NBR 902	B1	2673	–	○	○
	30	7	A	0,05	7.252	72 NBR 902	BA	2669 40411030	IP SP	○ ○	● ●
	30	7	A	0,05	7.252	75 FKM 585	BAUM1X7	412668 40412941	IP SP	● ○	● ●
	30	10	C	0,05	7.252	72 NBR 902	B 2	22848 40411742	IP SP	○ ○	● ●
	30	10	A	0,05	7.252	72 NBR 902	BA	6620 40411111	IP SP	○ ○	● ●
	32	5	B	0,05	7.252	72 NBR 902	B1	19303 40411488	IP SP	○ ○	● ●
	32	7	B	0,05	7.252	72 NBR 902	B1	19304 40411489	IP SP	○ ○	● ●
	32	7	AS	*	*	72 NBR 902	BAB SL 0 5	62027 40412102	IP SP	○ ○	● ●
	32	7	A	0,05	7.252	72 NBR 902	BAU2X2	49004095 40413647	IP SP	● ○	● ●
	32	7	A	0,05	7.252	75 FKM 585	BAUM1X7	525462 40413430	IP SP	● ○	● ●
	32	10	A	0,05	7.252	72 NBR 902	BA	6633 40411112	IP SP	○ ○	● ●
	35	10	A	0,05	7.252	72 NBR 902	BA U2	6635 49332058	IP SP	○ ○	● ●
12,70	22	6	A	0,05	7.252	72 NBR 902	BA U1	6637 40411113	IP SP	○ ○	● ●
13	22	4	A	0,02	2.901	72 NBR 902	BA	12010781 40413540	IP SP	○ ○	● ●
	22	5	B	0,05	7.252	72 NBR 902	B1	19306 40411490	IP SP	○ ○	● ●
	23	6	A	0,05	7.252	72 NBR 902	BAD	6656 40411114	IP SP	○ ○	● ●
	25	5	A	0,05	7.252	72 NBR 902	BA	6658 40411115	IP SP	○ ○	● ●
	26	7	B	0,05	7.252	72 NBR 902	B1 U2	19307	–	○	○
	26	7	A	0,05	7.252	72 NBR 902	BAU2X2	49305560 49324565	IP SP	○ ○	● ●
	26	7	A	0,05	7.252	75 FKM 585	BAUM2X7	521531	–	○	○
	28	7	AS	0,05	7.252	72 NBR 902	BA SL	3367 40411059	IP SP	○ ○	● ●
	30	8	A	0,05	7.252	72 NBR 902	BA	6671 40411117	IP SP	○ ○	● ●
13,70	24	7	AS	0,05	7.252	75 FKM 585	BAUM2SLX27	521313 49332158	IP SP	● ○	● ●
14	20	5	A	–	–	72 NBR 902	BA OF	6681 40411118	IP SP	○ ○	● ●
	22	4	A	0,05	7.252	72 NBR 902	BA	33554 40412078	IP SP	○ ○	● ●
	22	4	A	0,05	7.252	75 FKM 585	BA	378313 49334820	IP SP	○ ○	● ●
	23	7	A	0,05	7.252	72 NBR 902	BA U2	6683 49334821	IP SP	○ ○	● ●
	23	7	A	0,05	7.252	75 FKM 585	BAU2	378357	–	○	○
	24	7	B	0,05	7.252	72 NBR 902	B1	7831 40411254	IP SP	○ ○	● ●
	24	7	AS	0,05	7.252	72 NBR 902	BA U2 SL	86818	–	○	○

d <sub>1</sub> [mm]	d <sub>2</sub> [mm]	b [mm]	DIN Norm	[MPa]	Pressure [psi]	Material	Design	Part No.	PU <sup>1)</sup>	US	EU
14	24	7	AS	*	*	75 FKM 595	BABSL	12013186 40413614	IP SP	● ○	● ●
	24	7	A	0,05	7.252	75 FKM 585	BAUM1X7	49325696 40412784	IP SP	○ ○	● ●
	24	7	AS	0,05	7.252	75 FKM 585	BAUM2SLX7	468758 40413089	IP SP	○ ○	● ●
	24	7	A	0,05	7.252	72 NBR 902	BAX2	531005 40413487	IP SP	○ ○	● ●
	25	5	A	0,05	7.252	72 NBR 902	BAU1X27	49316913 40411119	IP SP	○ ○	● ●
	25	5	A	0,05	7.252	75 FKM 585	BAUM1X27	49316911 49332262	IP SP	○ ○	● ●
	25	7	B	0,05	7.252	72 NBR 902	B1	21702 40411678	IP SP	○ ○	● ●
	26	7	B	0,05	7.252	72 NBR 902	B1	19311	-	○	○
	26	7	A	0,05	7.252	72 NBR 902	BA	6700 40411120	IP SP	○ ○	● ●
	28	7	B	0,05	7.252	72 NBR 902	B1 U2	7839	-	○	○
	28	7	A	0,02	2.901	72 NBR 902	BAFUD1X7	355486 40412555	IP SP	○ ○	● ●
	28	7	AS	0,02	2.901	72 NBR 902	BASL	12011750 40413610	IP SP	○ ○	● ●
	28	7	AS	0,05	7.252	75 FKM 585	BAUM2SLX7	405402 40412768	IP SP	● ○	● ●
	28	7	A	0,05	7.252	75 FKM 585	BAUM2X7	49081931	-	○	○
	30	7	B	0,05	7.252	72 NBR 902	B1	2680	-	○	○
	30	7	C	1	145	PTFE F56101	B2PT	406526 40412788	IP SP	○ ○	● ●
	30	7	A	0,05	7.252	75 FKM 585	BAUM1X7	412665 40412940	IP SP	○ ○	● ●
	30	10	A	0,05	7.252	72 NBR 902	BA U2	6717	-	○	○
	30	10	AS	0,05	7.252	72 NBR 902	BAD SL	38284 40412094	IP SP	○ ○	● ●
	32	7	B	0,05	7.252	72 NBR 902	B1 U2	19313 40411491	IP SP	○ ○	● ●
32	10	A	0,05	7.252	72 NBR 902	BA	6723 40411122	IP SP	○ ○	● ●	
35	7	A	0,05	7.252	72 NBR 902	BA	31450	-	○	○	
35	10	A	0,05	7.252	72 NBR 902	BA	6726	-	○	○	
15	24	7	BS	0,05	7.252	72 NBR 902	B1 SL	3482 40411063	IP SP	○ ○	● ●
	24	7	B	0,02	2.901	72 NBR 902	B1FUD1	428760 40412985	IP SP	○ ○	● ●
	24	7	A	0,05	7.252	75 FKM 585	BAU1X27	386187 40412629	IP SP	● ○	● ●
	24	7	A	0,05	7.252	72 NBR 902	BAU1X27	49301073 40411123	IP SP	● ○	● ●
	25	5	A	0,05	7.252	75 FKM 585	BAUM1SFX1	49325744 40413711	IP SP	○ ○	● ●
	25	5	A	0,05	7.252	72 NBR 902	BAX2	49065983 40413840	IP SP	● ○	● ●
	25	6	AS	*	*	72 NBR 902	BABSLO 5	326153 40412158	IP SP	○ ○	● ●
	25	6	AS	*	*	75 FKM 595	BABSLO 5	433218 40412998	IP SP	● ○	● ●
	25	6	AS	0,05	7.252	72 NBR 902	BAU1SLX2	49016152 40413718	IP SP	○ ○	● ●
	25	6	A	0,05	7.252	75 FKM 260466	BAU1X2	49319526 49340878	IP SP	○ ○	● ●
	26	4,50	B	-	-	72 NBR 902	B1 OF	19581 40411538	IP SP	○ ○	● ●

d <sub>1</sub> [mm]	d <sub>2</sub> [mm]	b [mm]	DIN Norm	[MPa]	Pressure [psi]	Material	Design	Part No.	PU <sup>1)</sup>	US	EU
15	26	7	B	0,05	7.252	72 NBR 902	B1	7878 40411262	IP SP	○ ○	● ●
	26	7	AS	0,05	7.252	72 NBR 902	BA U2 SLO 5	6749 40411125	IP SP	○ ○	● ●
26	7	A	0,05	7.252	72 NBR 902	BAD	6747 40411124	IP SP	○ ○	● ●	
	26	7	A	0,05	7.252	72 NBR 902	BAU2	49334789	-	○	○
26	7	A	0,05	7.252	72 NBR 902	BAU2X2	49028520 40413750	IP SP	○ ○	● ●	
	26	7	AS	0,05	7.252	75 FKM 585	BAUM2SLX7	471673 40413145	IP SP	○ ○	● ●
26	7	A	0,05	7.252	75 FKM 260466	BAUM2X7	49340039 49340060	IP SP	○ ○	● ●	
	26	7	A	0,05	7.252	75 FKM 585	BAUM2X7	407042 40412851	IP SP	● ○	● ●
28	7	B	0,02	2.901	72 NBR 902	B1FUD1	335083 40412397	IP SP	○ ○	● ●	
	28	7	A	0,05	7.252	75 FKM 260466	BAUM2X7	49340062 49340063	IP SP	○ ○	● ●
28	7	A	0,05	7.252	75 FKM 585	BAUM2X7	400666 40412724	IP SP	○ ○	● ●	
	28	9	A	0,05	7.252	72 NBR 902	BA	6753 40411126	IP SP	○ ○	● ●
30	4,50	A	0,02	2.901	72 NBR 902	BAUD	12010793 40413542	IP SP	● ○	● ●	
	30	7	B	0,02	2.901	72 NBR 902	B1FUD1	335085 40412398	IP SP	○ ○	● ●
30	7	C	1	145	PTFE F56101	B2PT	406529 40412789	IP SP	○ ○	● ●	
	30	7	AS	*	*	75 FKM 595	BAB1SLO,5	49332435 40413351	IP SP	● ○	● ●
30	7	AS	*	*	72 NBR 902	BAB1SLO,5	49332439 40412126	IP SP	○ ○	● ●	
	30	7	AS	0,02	2.901	72 NBR 902	BASL	12011109 40413572	IP SP	○ ○	● ●
30	7	A	0,05	7.252	72 NBR 902	BAU2X2	478442 40413199	IP SP	● ○	● ●	
	30	7	A	0,05	7.252	75 FKM 585	BAUM2X7	388063 40412635	IP SP	○ ○	● ●
30	7	A	0,05	7.252	75 FKM 260466	BAUM2X7	49331586 49340712	IP SP	○ ○	● ●	
	30	8	C	0,05	7.252	72 NBR 902	B 2	22675 49332099	IP SP	○ ○	● ●
30	8	B	0,05	7.252	72 NBR 902	B1 U2	24287	-	○	○	
	30	8	AS	0,05	7.252	72 NBR 902	BA SL	6764 40411127	IP SP	○ ○	● ●
30	10	BS	0,05	7.252	72 NBR 902	B1 SL	20254	-	○	○	
	30	10	C	0,05	7.252	72 NBR 902	B2 U2	22857	-	○	○
30	10	A	0,05	7.252	72 NBR 902	BA U2	7592 40411209	IP SP	○ ○	● ●	
	30	10	A	0,05	7.252	75 FKM 260466	BAUM2X7	49340064 49340065	IP SP	○ ○	● ●
30	10	A	0,05	7.252	75 FKM 585	BAUM2X7	389461 40412663	IP SP	○ ○	● ●	
	32	7	B	0,02	2.901	72 NBR 902	B1FUD1	335087 40412399	IP SP	○ ○	● ●
32	7	C	1	145	PTFE F56101	B2PT	406530 40412790	IP SP	○ ○	● ●	
	32	7	AS	*	*	72 NBR 902	BAB SLO 5	322185 40412154	IP SP	○ ○	● ●



d <sub>1</sub> [mm]	d <sub>2</sub> [mm]	b [mm]	DIN Norm	[MPa] Pressure [psi]	Material	Design	Part No.	PU <sup>1)</sup>	US	EU	
15	32	7	A	0,02	2.901	72 NBR 902	BAFUD1X7	49331340 40413627	IP SP	● ○	● ●
	32	7	A	0,05	7.252	75 FKM 585	BAUM2X7	411516 40412919	IP SP	● ○	● ●
	32	7	A	0,05	7.252	75 FKM 260466	BAUM2X7	49330325 49340713	IP SP	○ ○	● ●
	32	10	C	0,05	7.252	72 NBR 902	B 2	22858	-	○	○
	32	10	A	0,05	7.252	72 NBR 902	BA U2	6780 40411128	IP SP	○ ○	● ●
	35	6	AS	*	*	72 NBR 902	BAB SLO 5	2953 40411045	IP SP	● ○	● ●
	35	6	AS	*	*	75 FKM 595	BABSLO 5	346627 40412513	IP SP	● ○	● ●
	35	7	B	0,05	7.252	72 NBR 902	B1 U2	3098 40411057	IP SP	○ ○	● ●
	35	7	BS	0,02	2.901	72 NBR 902	B1FUD2SL	436749 40413008	IP SP	○ ○	● ●
	35	7	AS	0,05	7.252	75 FKM 585	BAU1SLX27	466955	-	○	○
	35	7	A	0,05	7.252	72 NBR 902	BAU1X2	49032758 40413761	IP SP	○ ○	● ●
	35	7	AS	0,05	7.252	72 NBR 902	BAU2SLX2	49016894 40413719	IP SP	○ ○	● ●
	35	7	A	0,05	7.252	75 FKM 585	BAUM2X7	411517 40412920	IP SP	● ○	● ●
	35	7	A	0,05	7.252	75 FKM 260466	BAUM2X7	49331587 49340714	IP SP	○ ○	● ●
	35	8	A	0,05	7.252	72 NBR 902	BA	7595 40411210	IP SP	○ ○	● ●
	35	10	C	0,05	7.252	72 NBR 902	B 2	22677 40411679	IP SP	○ ○	● ●
	35	10	B	0,05	7.252	72 NBR 902	B1 U2	8014	-	○	○
	35	10	A	0,05	7.252	72 NBR 902	BA	6795 40411129	IP SP	○ ○	● ●
	35	10	AS	0,05	7.252	72 NBR 902	BA SL	6796 40411130	IP SP	○ ○	● ●
	37	10	B	0,05	7.252	72 NBR 902	B1	8017	-	○	○
37	10	A	0,05	7.252	72 NBR 902	BAU2	459238	-	○	○	
40	7	A	0,05	7.252	72 NBR 902	BAU2X2	522178 40413332	IP SP	○ ○	● ●	
40	7	A	0,05	7.252	75 FKM 585	BAUM2X1	522177	-	○	○	
40	10	C	0,05	7.252	72 NBR 902	B2 U2	22859	-	○	○	
40	10	A	0,05	7.252	72 NBR 902	BA	6802 40411131	IP SP	○ ○	● ●	
42	7	A	0,05	7.252	72 NBR 902	BAU2X27	451922 40413024	IP SP	○ ○	● ●	
42	7	A	0,05	7.252	75 FKM 585	BAUM2X7	49001673 40413637	IP SP	○ ○	● ●	
42	10	C	0,05	7.252	72 NBR 902	B 2	22860	-	○	○	
42	10	C	0,02	2.901	72 NBR 902	B2FUD1	422249 40412972	IP SP	○ ○	● ●	
42	10	A	0,05	7.252	72 NBR 902	BA U2	6805 40411132	IP SP	○ ○	● ●	
16	22	4	B	-	-	72 NBR 902	B1 OF	19584 40411539	IP SP	○ ○	● ●
	24	4	B	-	-	72 NBR 902	B1 OF	23770 40412038	IP SP	○ ○	● ●
	24	4	A	0,02	2.901	72 NBR 902	BA	12010799 40413543	IP SP	● ○	● ●
	24	5	A	0,02	2.901	72 NBR 902	BA	12010800 40413544	IP SP	○ ○	● ●

d <sub>1</sub> [mm]	d <sub>2</sub> [mm]	b [mm]	DIN Norm	[MPa]	Pressure [psi]	Material	Design	Part No.	PU <sup>1)</sup>	US	EU
16	24	6	B	0,05	7.252	72 NBR 902	B1	20397 40411660	IP SP	○ ○	● ●
	24	7	B	0,05	7.252	72 NBR 902	B1	22979 40411773	IP SP	○ ○	● ●
24	7	B	–	–	72 NBR 902	B1 OF	19585	19585	–	○	○
24	7	A	0,02	2.901	72 NBR 902	BAUD1	12010801 40413545	12010801 40413545	IP SP	○ ○	● ●
26	7	B	0,05	7.252	72 NBR 902	B1 D	19325 40411492	19325 40411492	IP SP	○ ○	● ●
26	7	BS	0,05	7.252	72 NBR 902	B1U2SLX2	49001664 40413633	49001664 40413633	IP SP	○ ○	● ●
26	7	AS	*	*	72 NBR 902	BAB1SLO,5	49313677 40413080	49313677 40413080	IP SP	● ○	● ●
26	7	A	0,05	7.252	72 NBR 902	BAD	33708 40412079	33708 40412079	IP SP	○ ○	● ●
28	7	B	0,02	2.901	72 NBR 902	B1FUD1	335088 40412400	335088 40412400	IP SP	○ ○	● ●
28	7	AS	0,05	7.252	72 NBR 902	BAU2SLX2	49013602 40413712	49013602 40413712	IP SP	● ○	● ●
28	7	A	0,05	7.252	72 NBR 902	BAU2X2	49056039 40413817	49056039 40413817	IP SP	○ ○	● ●
28	7	AS	0,05	7.252	75 FKM 585	BAUM2SLX1	49044431 49332172	49044431 49332172	IP SP	● ○	● ●
28	7	A	0,05	7.252	75 FKM 260466	BAUM2X7	49340066 49340067	49340066 49340067	IP SP	○ ○	● ●
28	7	A	0,05	7.252	75 FKM 585	BAUM2X7	389802 40412680	389802 40412680	IP SP	● ○	● ●
30	6	B	0,02	2.901	72 NBR 902	B1FUD1	355469 40412542	355469 40412542	IP SP	○ ○	● ●
30	7	B	0,05	7.252	72 NBR 902	B1	19328 40411493	19328 40411493	IP SP	○ ○	● ●
30	7	A	0,05	7.252	72 NBR 902	BAU2X2	49305523 40411133	49305523 40411133	IP SP	○ ○	● ●
30	7	A	0,05	7.252	75 FKM 260466	BAUM2X7	49340068 49340069	49340068 49340069	IP SP	○ ○	● ●
30	7	A	0,05	7.252	75 FKM 585	BAUM2X7	386013 40412623	386013 40412623	IP SP	○ ○	● ●
30	10	A	0,05	7.252	72 NBR 902	BA U2	6839 40411134	6839 40411134	IP SP	○ ○	● ●
30	10	AS	0,05	7.252	75 FKM 585	BAUM2SLX7	468759 40413090	468759 40413090	IP SP	○ ○	● ●
32	7	B	0,05	7.252	72 NBR 902	B1 U2	11420 40411439	11420 40411439	IP SP	○ ○	● ●
32	7	A	0,05	7.252	72 NBR 902	BAU2X2	525282 40413428	525282 40413428	IP SP	○ ○	● ●
32	7	AS	0,05	7.252	75 FKM 585	BAUM2SLX7	405810 40412777	405810 40412777	IP SP	● ○	● ●
32	7	A	0,05	7.252	75 FKM 585	BAUM2X7	49326796 49326820	49326796 49326820	IP SP	○ ○	● ●
32	10	A	0,05	7.252	72 NBR 902	BA U2	6845 40411135	6845 40411135	IP SP	○ ○	● ●
35	7	B	0,05	7.252	72 NBR 902	B1	2748	2748	–	○	○
35	7	C	1	145	PTFE F56101	B2PT	406531 40412791	406531 40412791	IP SP	○ ○	● ●
35	7	A	0,05	7.252	72 NBR 902	BA	2746 40411033	2746 40411033	IP SP	○ ○	● ●
35	7	AS	0,05	7.252	75 FKM 585	BAUM2SLX7	404317 40412760	404317 40412760	IP SP	○ ○	● ●
35	7	A	0,05	7.252	75 FKM 585	BAUM2X7	49326797 49326821	49326797 49326821	IP SP	○ ○	● ●
35	9	AS	0,05	7.252	72 NBR 902	BAD FG SL	6847	6847	–	○	○

d <sub>1</sub> [mm]	d <sub>2</sub> [mm]	b [mm]	DIN Norm	[MPa] Pressure [psi]	Material	Design	Part No.	PU <sup>1)</sup>	US	EU	
16	35	10	C	0,05	7.252	72 NBR 902	B 2	22680 49332224	IP SP	○ ○	● ●
	35	10	A	0,05	7.252	72 NBR 902	BA	6851 49332059	IP SP	○ ○	● ●
	40	10	C	0,05	7.252	72 NBR 902	B 2	22863	-	○	○
	40	10	A	0,05	7.252	72 NBR 902	BA U2	6857 40411136	IP SP	○ ○	● ●
	40	10	AS	*	*	75 FKM 595	BABSLO 5	423803 40412977	IP SP	○ ○	● ●
	47	7	A	0,05	7.252	72 NBR 902	BAU2X27	451923 40413025	IP SP	○ ○	● ●
	47	7	A	0,05	7.252	75 FKM 585	BAUM2X7	49066494	-	○	○
17	25	4	A	0,02	2.901	72 NBR 902	BA	12010806 40413546	IP SP	● ○	● ●
	26	6	A	0,05	7.252	72 NBR 902	BA	7616 40411216	IP SP	● ○	● ●
	28	6	B	0,05	7.252	72 NBR 902	B1	19330 40411494	IP SP	○ ○	● ●
	28	6	A	0,05	7.252	72 NBR 902	BAU2X2	49072371 40413875	IP SP	● ○	● ●
	28	7	B	0,02	2.901	72 NBR 902	B1FUD1	335089 40412401	IP SP	○ ○	● ●
	28	7	A	0,05	7.252	72 NBR 902	BAU1X2	49023151 40413739	IP SP	● ○	● ●
	28	7	AS	0,05	7.252	72 NBR 902	BAU2SLX2	49072857 40413877	IP SP	● ○	● ●
	28	7	AS	0,05	7.252	75 FKM 585	BAUM2SLX7	520222 40413264	IP SP	● ○	● ●
	28	7	A	0,05	7.252	75 FKM 585	BAUM2X7	398038 40412704	IP SP	● ○	● ●
	28	7	A	0,05	7.252	75 FKM 260466	BAUM2X7	49332734 49340717	IP SP	○ ○	● ●
	30	6	AS	*	*	72 NBR 902	BAB1SL	12015495 40413621	IP SP	● ○	● ●
	30	6	AS	*	*	75 FKM 595	BAB1VSL	49328328 40413613	IP SP	○ ○	● ●
	30	7	B	0,02	2.901	72 NBR 902	B1FUD1	334378 40412237	IP SP	○ ○	● ●
	30	7	AS	0,05	7.252	72 NBR 902	BAU2SLX2	49304671 40413919	IP SP	○ ○	● ●
	30	7	A	0,05	7.252	72 NBR 902	BAU2X2	507567 40413256	IP SP	● ○	● ●
	30	7	A	0,05	7.252	75 FKM 260466	BAUM2X7	49340071 49340072	IP SP	○ ○	● ●
	30	7	A	0,05	7.252	75 FKM 585	BAUM2X7	399045 40412705	IP SP	○ ○	● ●
	30	10	B	0,05	7.252	72 NBR 902	B1 U2	19334 40411495	IP SP	○ ○	● ●
	32	7	B	0,05	7.252	72 NBR 902	B1 U2	2749	-	○	○
	32	7	AS	0,05	7.252	72 NBR 902	BA SL D	2184 40411005	IP SP	○ ○	● ●
	32	7	A	0,02	2.901	72 NBR 902	BAFUD1X7	355628 40412562	IP SP	○ ○	● ●
	32	7	AS	0,05	7.252	75 FKM 585	BAUM2SLX7	405409 40412769	IP SP	● ○	● ●
	32	7	A	0,05	7.252	75 FKM 260466	BAUM2X7	49340073 49340074	IP SP	○ ○	● ●
32	7	A	0,05	7.252	75 FKM 585	BAUM2X7	407043 40412852	IP SP	○ ○	● ●	
32	10	C	0,05	7.252	72 NBR 902	B 2	22681 40411680	IP SP	○ ○	● ●	

d <sub>1</sub> [mm]	d <sub>2</sub> [mm]	b [mm]	DIN Norm	[MPa]	Pressure [psi]	Material	Design	Part No.	PU <sup>1)</sup>	US	EU
17	32	10	A	0,05	7.252	72 NBR 902	BA	6884 40411138	IP SP	○ ○	● ●
	33	9	AS	0,05	7.252	72 NBR 902	BA SL	31254	-	○	○
34	4	B	0,05	7.252	72 NBR 902	B1	7893 40411263	334937 40412367	IP	○	●
									SP	○	●
35	7	B	0,02	2.901	72 NBR 902	B1FUD1	406532 40412792	12011728 40413609	IP	○	●
									SP	○	●
35	7	C	1	145	PTFE F56101	B2PT	406532 40412792	524144 40413390	IP	○	●
									SP	○	●
35	7	AS	*	*	72 NBR 902	BAB1SL	12011728 40413609	478759 40413234	IP	○	●
									SP	○	●
35	7	AS	0,05	7.252	72 NBR 902	BAU2SLX2	405803 40412776	49323707 49332263	IP	●	●
									SP	○	●
35	7	A	0,05	7.252	72 NBR 902	BAU2X2	405803 40412776	49323707 49332263	IP	●	●
									SP	○	●
35	7	AS	0,05	7.252	75 FKM 585	BAUM2SLX7	49323707 49332263	334938	IP	○	●
									SP	○	●
35	7	A	0,05	7.252	75 FKM 585	BAUM2X7	334938	334907 40412338	IP	○	●
									SP	○	●
35	8	B	0,02	2.901	72 NBR 902	B1FUD1	6893 40411139	6899 40411141	-	○	○
									B2FUD1	334908	-
35	8	A	0,05	7.252	72 NBR 902	BA U2	6899 40411141	6898 40411140	IP	○	●
									SP	○	●
35	10	B	0,02	2.901	72 NBR 902	B1FUD1	6898 40411140	6904 40411142	-	○	○
									B2FUD1	334908	-
35	10	C	0,02	2.901	72 NBR 902	B2FUD1	6904 40411142	392791 40412689	IP	○	●
									SP	○	●
35	10	A	0,05	7.252	72 NBR 902	BA	392791 40412689	8019	IP	○	●
									SP	○	●
35	10	AS	0,05	7.252	72 NBR 902	BA SL	8019	524509 40413412	-	○	○
									B1 U2	8019	-
37	7	A	0,05	7.252	72 NBR 902	BA	524509 40413412	478443 40413200	IP	●	●
									SP	○	●
37	7	AS	0,05	7.252	72 NBR 902	BASL	478443 40413200	524290 40413399	IP	○	●
									SP	○	●
40	7	B	0,05	7.252	72 NBR 902	B1 U2	524290 40413399	49309335 49340715	IP	○	●
									SP	○	●
40	7	AS	0,05	7.252	72 NBR 902	BAU2SLX2	49309335 49340715	400677 40412725	IP	●	●
									SP	○	●
40	7	A	0,05	7.252	72 NBR 902	BAU2X2	400677 40412725	22865 40411745	IP	○	●
									SP	○	●
40	7	AS	0,05	7.252	75 FKM 585	BAUM2SLX7	22865 40411745	7653 40411223	IP	○	●
									SP	○	●
40	7	A	0,05	7.252	75 FKM 260466	BAUM2X7	7653 40411223	356743 40412576	IP	○	●
									SP	○	●
40	7	AS	0,05	7.252	75 FKM 585	BAUM2SLX7	356743 40412576	524508 40413411	IP	○	●
									SP	○	●
40	7	A	0,05	7.252	75 FKM 585	BAUM2X7	524508 40413411	22866	IP	○	●
									SP	○	●
40	10	C	0,05	7.252	72 NBR 902	B 2	22866	6924 40411143	-	○	○
									B 2	22866	-
40	10	A	0,05	7.252	72 NBR 902	BA U2	6924 40411143	12000066 40413519	IP	○	●
									SP	○	●
17,50	28	6	A	0,02	2.901	72 NBR 902	BAU2	12000066 40413519	IP SP	○ ○	● ●
18	24	4	B	0,05	7.252	72 NBR 902	B1	11350 40411438	IP	○	●
									SP	○	●

d <sub>1</sub> [mm]	d <sub>2</sub> [mm]	b [mm]	DIN Norm	[MPa] Pressure [psi]	Material	Design	Part No.	PU <sup>1)</sup>	US	EU	
18	28	7	A	0,02	2.901	72 NBR 902	BAFUD1X7	355487 40412556	IP SP	○ ○	● ●
	28	7	A	0,05	7.252	75 FKM 260466	BAUM2X7	49340075 49340076	IP SP	○ ○	● ●
28	7	A	0,05	7.252	75 FKM 585	BAUM2X7	411518 40412921	IP SP	○ ○	● ●	
	30	6	AS	*	*	75 FKM 595	BAB SLO 5	49058914 40413818	IP SP	● ○	● ●
30	6	AS	*	*	72 NBR 902	BAB1FSL0,5	478785 40413249	IP SP	● ○	● ●	
	30	7	B	0,02	2.901	72 NBR 902	B1FUD1	335092 40412402	IP SP	○ ○	● ●
30	7	BS	0,05	7.252	72 NBR 902	B1SL	361194 40412583	IP SP	○ ○	● ●	
	30	7	A	0,05	7.252	72 NBR 902	BA	7664 40411224	IP SP	○ ○	● ●
30	7	AS	*	*	72 NBR 902	BAB1SL	12011517 40413597	IP SP	● ○	● ●	
	30	7	AS	0,02	2.901	72 NBR 902	BAFUD1SLX7	334286 40412183	IP SP	● ○	● ●
30	7	A	0,05	7.252	75 FKM 260466	BAUM2X7	49340077 49340078	IP SP	○ ○	● ●	
	30	7	A	0,05	7.252	75 FKM 585	BAUM2X7	399819 40412708	IP SP	● ○	● ●
32	6	AS	*	*	72 NBR 902	BAB1SL	12001667 40413528	IP SP	○ ○	● ●	
	32	7	B	0,05	7.252	72 NBR 902	B1	19345 40411496	IP SP	○ ○	● ●
32	7	C	1	145	PTFE F56101	B2PT	406533 40412793	IP SP	○ ○	● ●	
	32	7	A	0,05	7.252	72 NBR 902	BA U2	2751 40411034	IP SP	○ ○	● ●
32	7	A	0,05	7.252	75 FKM 260466	BAUM2X7	49341300 49341301	IP SP	○ ○	● ●	
	32	7	A	0,05	7.252	75 FKM 585	BAUM2X7	403077 40412754	IP SP	○ ○	● ●
32	8	AS	0,05	7.252	72 NBR 902	BA SL	6959 40411144	IP SP	○ ○	● ●	
	35	6	AS	*	*	72 NBR 902	BAB SLO 5	2957 40411046	IP SP	○ ○	● ●
35	6	AS	*	*	75 FKM 595	BABSLO5	49009018 40413659	IP SP	○ ○	● ●	
	35	7	B	0,05	7.252	72 NBR 902	B1 U2	2488 40411009	IP SP	○ ○	● ●
35	7	A	0,05	7.252	72 NBR 902	BA	2752 40411035	IP SP	○ ○	● ●	
	35	7	AS	0,05	7.252	75 FKM 585	BAU2SLX27	405796 40412775	IP SP	○ ○	● ●
35	7	AS	0,05	7.252	72 NBR 902	BAU2SLX27	451667 40413021	IP SP	● ○	● ●	
	35	7	A	0,05	7.252	75 FKM 260466	BAUM2X7	49341302 49341303	IP SP	○ ○	● ●
35	7	A	0,05	7.252	75 FKM 585	BAUM2X7	399825 40412709	IP SP	○ ○	● ●	
	35	8	C	0,05	7.252	72 NBR 902	B2 U2	22686 40411681	IP SP	○ ○	● ●
35	8	A	0,05	7.252	72 NBR 902	BA	6967 40411145	IP SP	○ ○	● ●	
	35	10	C	0,05	7.252	72 NBR 902	B 2	22867	-	○	○
35	10	A	0,05	7.252	72 NBR 902	BA	6979 40411147	IP SP	○ ○	● ●	

d <sub>1</sub> [mm]	d <sub>2</sub> [mm]	b [mm]	DIN Norm	[MPa]	Pressure [psi]	Material	Design	Part No.	PU <sup>1)</sup>	US	EU
18	35	10	AS	0,05	7.252	72 NBR 902	BA U2 SL	6978 40411146	IP SP	○ ○	● ●
	35	10	A	0,05	7.252	72 NBR 902	BAD	6980	-	○	○
	37	10	A	0,05	7.252	72 NBR 902	BA	6984 40411148	IP SP	○ ○	● ●
	40	7	A	0,05	7.252	72 NBR 902	BA	9588 40411432	IP SP	○ ○	● ●
	40	10	A	0,05	7.252	72 NBR 902	BA	6989 40411149	IP SP	○ ○	● ●
	47	10	AS	0,05	7.252	72 NBR 902	BAU2SLX2	520530 40413287	IP SP	○ ○	● ●
19	27	6	B	0,05	7.252	72 NBR 902	B1 U1	23774 40412039	IP SP	○ ○	● ●
	27	6	A	0,05	7.252	72 NBR 902	BA U1	6994 40411150	IP SP	● ○	● ●
	30	7	A	0,02	2.901	72 NBR 902	BAFUD1X7	355620 40412559	IP SP	○ ○	● ●
	32	7	B	0,05	7.252	72 NBR 902	B1	19346	-	○	○
	32	7	A	0,05	7.252	72 NBR 902	BAUX2	49002842 40413643	IP SP	○ ○	● ●
	35	6	AS	*	*	75 FKM 595	BAB2SLO,5	49073432 40413879	IP SP	● ○	● ●
	35	9	AS	0,05	7.252	72 NBR 902	BA SL	7003 40411151	IP SP	○ ○	● ●
	35	10	C	0,05	7.252	72 NBR 902	B 2	22870	-	○	○
	35	10	A	0,05	7.252	72 NBR 902	BA	7008 40411152	IP SP	○ ○	● ●
40	10	A	0,05	7.252	72 NBR 902	BA	7015 40411153	IP SP	○ ○	● ●	
20	28	6	B	0,05	7.252	72 NBR 902	B1U1X2	520585 40413288	IP SP	● ○	● ●
	28	6	A	0,02	2.901	72 NBR 902	BAFUD1X7	532598 40413497	IP SP	● ○	● ●
	30	5	B	0,02	2.901	72 NBR 902	B1FUD1	334376 40412236	IP SP	○ ○	● ●
	30	5	AS	0,05	7.252	72 NBR 902	BAU1SLX2	49068391 40413860	IP SP	○ ○	● ●
	30	5	A	0,05	7.252	72 NBR 902	BAU1X2	49033332 40413768	IP SP	○ ○	● ●
	30	5	AS	0,05	7.252	75 FKM 585	BAUM1SLX27	521225 40413322	IP SP	● ○	● ●
	30	5	A	0,05	7.252	75 FKM 260466	BAUM1X27	49344481 49344561	IP SP	○ ○	● ●
	30	5	A	0,05	7.252	75 FKM 585	BAUM1X27	49024463 40413745	IP SP	○ ○	● ●
	30	7	B	0,02	2.901	72 NBR 902	B1FUD1	355461 40412538	IP SP	● ○	● ●
	30	7	BS	0,02	2.901	72 NBR 902	B1FUD2SL	335093 40412403	IP SP	○ ○	● ●
	30	7	C	1	145	PTFE F56101	B2PT	406536 40412794	IP SP	○ ○	● ●
	30	7	AS	*	*	72 NBR 902	BAB1SL	49328468 40413624	IP SP	● ○	● ●
	30	7	AS	*	*	75 FKM 595	BAB1SLO,5	49057529	-	○	○
	30	7	AS	0,05	7.252	72 NBR 902	BAU2SLX2	524648 40413416	IP SP	○ ○	● ●
	30	7	A	0,05	7.252	72 NBR 902	BAU2X2	478758 40413233	IP SP	● ○	● ●
	30	7	A	0,05	7.252	75 FKM 585	BAUM2X7	399790 40412707	IP SP	● ○	● ●

d <sub>1</sub> [mm]	d <sub>2</sub> [mm]	b [mm]	DIN Norm	[MPa] Pressure [psi]	Material	Design	Part No.	PU <sup>1)</sup>	US	EU	
20	30	7	A	0,05	7.252	75 FKM 260466	BAUM2X7	49332735 49342475	IP SP	○ ○	● ●
	32	6	AS	*	*	75 FKM 595	BABSLO5F	520073 40413258	IP SP	● ○	● ●
	32	7	B	0,05	7.252	72 NBR 902	B1 U3	7919 40411264	IP SP	○ ○	● ●
	32	7	C	1	145	PTFE F56101	B2PT	406537 40412795	IP SP	○ ○	● ●
	32	7	AS	*	*	72 NBR 902	BAB1 SLO5	49017151 40413720	IP SP	● ○	● ●
	32	7	AS	0,02	2.901	72 NBR 902	BAFUD2SL1X7	334813 40412322	IP SP	○ ○	● ●
	32	7	A	0,05	7.252	72 NBR 902	BAU2X2	49064237 49321944	IP SP	● ○	● ●
	32	7	AS	0,05	7.252	75 FKM 585	BAUM2SLX7	466633 40413084	IP SP	○ ○	● ●
	32	7	A	0,05	7.252	75 FKM 260466	BAUM2X7	49341304 49341305	IP SP	○ ○	● ●
	32	7	A	0,05	7.252	75 FKM 585	BAUM2X7	399787 40412706	IP SP	● ○	● ●
	33	10	A	0,05	7.252	72 NBR 902	BA U3	7071 40411155	IP SP	○ ○	● ●
	35	6	AS	*	*	72 NBR 902	BAB SLO 5	2959 40411047	IP SP	● ○	● ●
	35	6	AS	*	*	75 FKM 595	BABSLO 5	49030261 40413754	IP SP	○ ○	● ●
	35	6	A	0,02	2.901	72 NBR 902	BAFUD1X7	334287 40412184	IP SP	○ ○	● ●
	35	7	BS	0,05	7.252	72 NBR 902	B1 SL	150731	-	○	○
	35	7	B	0,02	2.901	72 NBR 902	B1FUD2	532628 40413501	IP SP	○ ○	● ●
	35	7	C	1	145	PTFE F56101	B2PT	406538 40412796	IP SP	○ ○	● ●
	35	7	AS	0,05	7.252	72 NBR 902	BAU2SLX2	478764 40413237	IP SP	● ○	● ●
	35	7	A	0,05	7.252	72 NBR 902	BAU2X2	478761 40413236	IP SP	● ○	● ●
	35	7	AS	0,05	7.252	75 FKM 585	BAUM2SLX7	521004 40413306	IP SP	○ ○	● ●
	35	7	A	0,05	7.252	75 FKM 260466	BAUM2X7	49341306 49341307	IP SP	○ ○	● ●
	35	7	A	0,05	7.252	75 FKM 585	BAUM2X7	388022 40412630	IP SP	● ○	● ●
	35	8	A	0,05	7.252	72 NBR 902	BA U3	7081 40411156	IP SP	○ ○	● ●
	35	10	B	0,05	7.252	72 NBR 902	B1 U3	19698 40411544	IP SP	○ ○	● ●
	35	10	BS	0,05	7.252	72 NBR 902	B1 U3 SL	20070 40411611	IP SP	○ ○	● ●
	35	10	C	0,05	7.252	72 NBR 902	B2 U3	22689 40411682	IP SP	○ ○	● ●
	35	10	AS	0,05	7.252	72 NBR 902	BA U2 SL	7095 40411157	IP SP	○ ○	● ●
	35	10	A	0,05	7.252	72 NBR 902	BAU2X2	49018325 40413729	IP SP	○ ○	● ●
	36	7	A	0,05	7.252	72 NBR 902	BAU2X2	49007343 40413655	IP SP	○ ○	● ●
	36	7	A	0,05	7.252	75 FKM 260466	BAUM2X7	49341308 49341309	IP SP	○ ○	● ●
	36	7	A	0,05	7.252	75 FKM 585	BAUM2X7	478616 40413221	IP SP	○ ○	● ●

d <sub>1</sub> [mm]	d <sub>2</sub> [mm]	b [mm]	DIN Norm	[MPa]	Pressure [psi]	Material	Design	Part No.	PU <sup>1)</sup>	US	EU
20	37	6	B	0,05	7.252	72 NBR 902	B1	19360 40411497	IP SP	○ ○	● ●
			AS	0,05	7.252	75 FKM 585	BAUM2SLX7	524329	-	○	○
	37	6	A	0,05	7.252	75 FKM 585	BAUM2X7	524289	-	○	○
	37	7	AS	0,05	7.252	75 FKM 585	BAUM2SLX7	49344219 49344250	IP SP	○ ○	● ●
			AS	0,05	7.252	72 NBR 902	BAUM2SLX7	49344256 49344257	IP SP	○ ○	● ●
	37	7	A	0,05	7.252	75 FKM 585	BAUM2X7	49344251 49344252	IP SP	○ ○	● ●
	37	7	A	0,05	7.252	72 NBR 902	BAUM2X7	49344253 49344254	IP SP	○ ○	● ●
	37	10	C	0,05	7.252	72 NBR 902	B 2	22875	-	○	○
	38	8	A	0,05	7.252	72 NBR 902	BA	7112 40411159	IP SP	○ ○	● ●
			A	0,05	7.252	72 NBR 902	BA	7714 40411229	IP SP	○ ○	● ●
	40	6	A	0,05	7.252	72 NBR 902	BA	7714 40411229	IP SP	○ ○	● ●
	40	7	B	0,05	7.252	72 NBR 902	B1	19362 40411498	IP SP	○ ○	● ●
	40	7	BS	0,05	7.252	72 NBR 902	B1 SL	34892	-	○	○
	40	7	C	1	145	PTFE F56101	B2PT	406539 40412797	IP SP	○ ○	● ●
	40	7	AS	0,05	7.252	72 NBR 902	BA SL	7721 40411230	IP SP	● ○	● ●
	40	7	AS	*	*	75 FKM 595	BAB1 SLO 5	432903 40412997	IP SP	● ○	● ●
	40	7	AS	*	*	72 NBR 902	BAB2 SLO5	49001289 40413626	IP SP	○ ○	● ●
	40	7	A	0,05	7.252	72 NBR 902	BAU2X2	529398 40413464	IP SP	● ○	● ●
	40	7	A	0,05	7.252	75 FKM 585	BAUM2X7	397819 40412697	IP SP	○ ○	● ●
	40	7	A	0,05	7.252	75 FKM 260466	BAUM2X7	49331584 49340716	IP SP	○ ○	● ●
	40	8	A	0,05	7.252	72 NBR 902	BAD	7124 40411160	IP SP	○ ○	● ●
	40	10	B	0,05	7.252	72 NBR 902	B1	19699 40411545	IP SP	○ ○	● ●
	40	10	BS	0,05	7.252	72 NBR 902	B1 U3 SL	20071 40411612	IP SP	○ ○	● ●
	40	10	C	0,05	7.252	72 NBR 902	B2 U3	22877 40411747	IP SP	○ ○	● ●
	40	10	A	0,05	7.252	72 NBR 902	BA U3	7136 40411161	IP SP	○ ○	● ●
	40	10	A	0,05	7.252	72 NBR 902	BAD	11604	-	○	○
	42	6	AS	0,05	7.252	75 FKM 585	BAUM1SLX12	527066	-	○	○
	42	7	B	0,02	2.901	72 NBR 902	B1FUD2	334381 40412240	IP SP	○ ○	● ●
	42	7	AS	0,05	7.252	72 NBR 902	BAU2SLX2	49004094 40413646	IP SP	● ○	● ●
	42	7	A	0,05	7.252	72 NBR 902	BAU2X2	521667 40413328	IP SP	● ○	● ●
	42	7	AS	0,05	7.252	75 FKM 585	BAUM2SLX7	405792 40412774	IP SP	○ ○	● ●
	42	7	A	0,05	7.252	75 FKM 260466	BAUM2X7	49341310 49341311	IP SP	○ ○	● ●
	42	7	A	0,05	7.252	75 FKM 585	BAUM2X7	403079 40412755	IP SP	● ○	● ●
	42	10	B	0,05	7.252	72 NBR 902	B1 U3	19700 40411546	IP SP	○ ○	● ●



d <sub>1</sub> [mm]	d <sub>2</sub> [mm]	b [mm]	DIN Norm	[MPa] Pressure [psi]	Material	Design	Part No.	PU <sup>1)</sup>	US	EU	
20	42	10	C	0,05	7.252	72 NBR 902	B2 U3	22690 40411683	IP SP	○ ○	● ●
	42	10	A	0,05	7.252	72 NBR 902	BA	7723 40411231	IP SP	○ ○	● ●
	47	7	B	0,05	7.252	72 NBR 902	B1U2	210 40411000	IP SP	○ ○	● ●
	47	7	C	1	145	PTFE F56101	B2PT	406540 40412798	IP SP	○ ○	● ●
	47	7	AS	0,05	7.252	72 NBR 902	BAU2SLX2	49064167 40413833	IP SP	● ○	● ●
	47	7	A	0,05	7.252	72 NBR 902	BAU2X2	526946 40413451	IP SP	● ○	● ●
	47	7	AS	0,05	7.252	75 FKM 585	BAUM3SLX7	524288 40413397	IP SP	● ○	● ●
	47	7	A	0,05	7.252	75 FKM 260466	BAUM3X7	49341312 49341313	IP SP	○ ○	● ●
	47	7	A	0,05	7.252	75 FKM 585	BAUM3X7	399832 40412710	IP SP	● ○	● ●
	47	10	C	0,05	7.252	72 NBR 902	B 2	22878 40411748	IP SP	○ ○	● ●
	47	10	B	0,05	7.252	72 NBR 902	B1 U2	8024 40411279	IP SP	○ ○	● ●
	47	10	A	0,05	7.252	72 NBR 902	BA U3	7724 40411232	IP SP	○ ○	● ●
	52	6	AS	0,05	7.252	75 FKM 585	BAUM1SLX12	531003 49332221	IP SP	○ ○	● ●
	52	7	B	0,05	7.252	72 NBR 902	B1 U3	7790 40411245	IP SP	○ ○	● ●
	52	8	AS	0,05	7.252	72 NBR 902	BAU3SLX2	526094 40413440	IP SP	○ ○	● ●
	52	10	C	0,05	7.252	72 NBR 902	B 2	22880	-	○	○
52	10	A	0,05	7.252	72 NBR 902	BAU2X2	478760 40413235	IP SP	○ ○	● ●	
52	10	A	0,05	7.252	75 FKM 260466	BAUM3X7	49341314 49341315	IP SP	○ ○	● ●	
52	10	A	0,05	7.252	75 FKM 585	BAUM3X7	402488 40412746	IP SP	○ ○	● ●	
21	30	6,50	B	0,05	7.252	72 NBR 902	B1	19369	-	○	○
	32	7	A	0,05	7.252	72 NBR 902	BAU3X2	49034522 40413770	IP SP	○ ○	● ●
	35	8	A	0,05	7.252	72 NBR 902	BA	7197 40411162	IP SP	○ ○	● ●
	35	10	C	0,05	7.252	72 NBR 902	B2 U3	22691	-	○	○
	40	10	A	0,05	7.252	72 NBR 902	BA U3	7209 40411163	IP SP	○ ○	● ●
22	32	6	B	0,05	7.252	72 NBR 902	B1 U2	19376 40411500	IP SP	○ ○	● ●
	32	6	AS	*	*	72 NBR 902	BAB SLO 5	2966 40411048	IP SP	● ○	● ●
	32	6	AS	*	*	75 FKM 595	BABSLO 5	49323003 40412951	IP SP	● ○	● ●
	32	7	BS	0,05	7.252	72 NBR 902	B1D SL	20072 40411613	IP SP	○ ○	● ●
	32	7	B	0,02	2.901	72 NBR 902	B1FUD2	335094 40412404	IP SP	● ○	● ●
	32	7	A	0,05	7.252	72 NBR 902	BAD	7217 40411164	IP SP	○ ○	● ●
	32	7	AS	0,05	7.252	72 NBR 902	BAD SL	7530 40411198	IP SP	○ ○	● ●
	32	7	AS	0,05	7.252	72 NBR 902	BAU2SLX2	49302968 40413909	IP SP	○ ○	● ●

d <sub>1</sub> [mm]	d <sub>2</sub> [mm]	b [mm]	DIN Norm	[MPa]	Pressure [psi]	Material	Design	Part No.	PU <sup>1)</sup>	US	EU
22	32	7	AS	0,05	7.252	75 FKM 585	BAU2SLX2	49302969 40413910	IP SP	○ ○	● ●
			A	0,05	7.252	72 NBR 902	BAU2X2	49332355 40413629	IP SP	○ ○	● ●
32	7	7	A	0,05	7.252	75 FKM 260466	BAUM2X7	49344463 49344552	IP SP	○ ○	● ●
			A	0,05	7.252	75 FKM 585	BAUM2X7	402894 40412748	IP SP	● ○	● ●
33	7	7	A	0,05	7.252	72 NBR 902	BA U3	8976 40411371	IP SP	○ ○	● ●
35	5	5	AS	0,05	7.252	75 FKM 585	BAUM1SLX27	520867 40413303	IP SP	○ ○	● ●
			A	0,05	7.252	75 FKM 585	BAUM1X27	49075763	-	○	○
35	6	6	AS	*	*	72 NBR 902	BAB SLO 5	2968 40411049	IP SP	● ○	● ●
			AS	*	*	75 FKM 595	BABSLO 5	348896 40412520	IP SP	● ○	● ●
35	6,50	6	A	0,05	7.252	72 NBR 902	BA U3	7230 40411165	IP SP	○ ○	● ●
35	7	7	B	0,05	7.252	72 NBR 902	B1 U3	19705 40411547	IP SP	○ ○	● ●
35	7	7	BS	0,05	7.252	72 NBR 902	B1 U3 SL2	20073 40411614	IP SP	○ ○	● ●
35	7	7	AS	0,02	2.901	72 NBR 902	BAFUD2SLX7	346137 40412510	IP SP	○ ○	● ●
35	7	7	A	0,05	7.252	72 NBR 902	BAU3X2	49070845 40413871	IP SP	● ○	● ●
35	7	7	AS	0,05	7.252	75 FKM 585	BAUM3SLX7	520223 40413265	IP SP	○ ○	● ●
35	7	7	A	0,05	7.252	75 FKM 260466	BAUM3X7	49341316 49341317	IP SP	○ ○	● ●
35	7	7	A	0,05	7.252	75 FKM 585	BAUM3X7	388023 40412631	IP SP	● ○	● ●
35	8	8	B	0,05	7.252	72 NBR 902	B1	20259 40411651	IP SP	○ ○	● ●
35	8	8	A	0,05	7.252	72 NBR 902	BA	7727 40411233	IP SP	○ ○	● ●
35	10	10	A	0,05	7.252	72 NBR 902	BA U3	7238 40411166	IP SP	○ ○	● ●
37	7	7	A	0,05	7.252	72 NBR 902	BA	7243 40411167	IP SP	○ ○	● ●
38	8	8	A	0,05	7.252	72 NBR 902	BA	7249 40411168	IP SP	○ ○	● ●
40	7	7	B	0,05	7.252	72 NBR 902	B1	13976 40411454	IP SP	○ ○	● ●
40	7	7	BS	0,05	7.252	72 NBR 902	B1 U3 SL	3489 40411064	IP SP	○ ○	● ●
40	7	7	AS	0,05	7.252	72 NBR 902	BAU3SLX2	478610 40413219	IP SP	● ○	● ●
40	7	7	A	0,05	7.252	72 NBR 902	BAU3X2	478757 40413232	IP SP	● ○	● ●
40	7	7	AS	0,05	7.252	75 FKM 585	BAUM3SLX7	520028 40413257	IP SP	○ ○	● ●
40	7	7	A	0,05	7.252	75 FKM 260466	BAUM3X7	49341318 49341319	IP SP	○ ○	● ●
40	7	7	A	0,05	7.252	75 FKM 585	BAUM3X7	410775 40413735	IP SP	○ ○	● ●
40	8	8	A	0,05	7.252	72 NBR 902	BA U3	7252 40411169	IP SP	○ ○	● ●
40	9	9	AS	0,05	7.252	72 NBR 902	BAD FG SL	7254 40411170	IP SP	○ ○	● ●

d <sub>1</sub> [mm]	d <sub>2</sub> [mm]	b [mm]	DIN Norm	[MPa] Pressure [psi]	Material	Design	Part No.	PU <sup>1)</sup>	US	EU	
22	40	10	B	0,05	7.252	72 NBR 902	B1 U3	19707 40411548	IP SP	○ ○	● ●
	40	10	C	0,05	7.252	72 NBR 902	B2 U3	22883 40411749	IP SP	○ ○	● ●
	40	10	A	0,05	7.252	72 NBR 902	BA U3	7259 40411171	IP SP	○ ○	● ●
	42	10	C	0,05	7.252	72 NBR 902	B 2	22884	-	○	○
	42	10	B	0,05	7.252	72 NBR 902	B1	19708	-	○	○
	42	10	A	0,05	7.252	72 NBR 902	BA U3	7269 40411172	IP SP	○ ○	● ●
	45	7	A	0,05	7.252	72 NBR 902	BA U3	7273 40411173	IP SP	○ ○	● ●
	47	7	B	0,05	7.252	72 NBR 902	B1	2720 40411031	IP SP	○ ○	● ●
	47	7	A	0,05	7.252	72 NBR 902	BAU2X2	524511 40413413	IP SP	○ ○	● ●
	47	7	AS	0,05	7.252	72 NBR 902	BAU3SLX2	526318 40413446	IP SP	○ ○	● ●
	47	7	AS	0,05	7.252	75 FKM 585	BAUM3SLX7	405788 40412773	IP SP	○ ○	● ●
	47	7	A	0,05	7.252	75 FKM 585	BAUM3X7	523972 40413384	IP SP	○ ○	● ●
	47	9	C	0,05	7.252	72 NBR 902	B2	38026	-	○	○
	47	10	C	0,05	7.252	72 NBR 902	B2 U3	22693	-	○	○
	47	10	A	0,05	7.252	72 NBR 902	BA U3	7282 40411174	IP SP	○ ○	● ●
	52	10	AS	0,05	7.252	75 FKM 585	BAUM3SLX7	523044 40413352	IP SP	○ ○	● ●
62	10	AS	0,05	7.252	72 NBR 902	BAU2SLX2	520529 40413286	IP SP	○ ○	● ●	
23	40	8	A	0,05	7.252	72 NBR 902	BA U3	7301 40411175	IP SP	○ ○	● ●
	40	10	A	0,02	2.901	72 NBR 902	BAFUD2X7	334797 40412319	IP SP	○ ○	● ●
	42	10	A	0,05	7.252	72 NBR 902	BAU3	339040 49332254	IP SP	○ ○	● ●
	47	10	A	0,05	7.252	72 NBR 902	BA	7311 40411176	IP SP	○ ○	● ●
24	32	7	BS	0,05	7.252	72 NBR 902	B1 SL	20074 40411615	IP SP	○ ○	● ●
	35	7	B	0,05	7.252	72 NBR 902	B1	49335225 40411456	IP SP	○ ○	● ●
	35	7	B	0,05	7.252	75 FKM 585	B1U3X2	49337816 49337817	IP SP	○ ○	● ●
	35	7	A	0,05	7.252	72 NBR 902	BAU3X2	49321075 49336407	IP SP	● ○	● ●
	35	7	A	0,05	7.252	75 FKM 260466	BAUM3X7	49341322 49341323	IP SP	○ ○	● ●
	35	7	A	0,05	7.252	75 FKM 585	BAUM3X7	394587 40412690	IP SP	● ○	● ●
	36	6	B	0,05	7.252	72 NBR 902	B1	19388 40411501	IP SP	○ ○	● ●
	36	7	AS	0,05	7.252	72 NBR 902	BA SL	7325 40411177	IP SP	○ ○	● ●
	36	9	A	0,05	7.252	72 NBR 902	BA U3	7329 40411178	IP SP	○ ○	● ●
	37	7	B	0,05	7.252	72 NBR 902	B1	7942 40411269	IP SP	○ ○	● ●

d <sub>1</sub> [mm]	d <sub>2</sub> [mm]	b [mm]	DIN Norm	[MPa]	Pressure [psi]	Material	Design	Part No.	PU <sup>1)</sup>	US	EU
24	37	7	A	0,05	7.252	72 NBR 902	BA U3	7331 40411179	IP SP	○ ○	● ●
	37	7	A	0,05	7.252	75 FKM 260466	BAUM3X7	49341324 49341325	IP SP	○ ○	● ●
	37	7	A	0,05	7.252	75 FKM 585	BAUM3X7	397820 49342474	IP SP	○ ○	● ●
	40	7	B	0,05	7.252	72 NBR 902	B1 U3	2721	-	○	○
	40	7	AS	*	*	72 NBR 902	BAB SL	432530 40412994	IP SP	● ○	● ●
	40	7	AS	0,05	7.252	72 NBR 902	BAUM3SLX7	49339796 49339797	IP SP	○ ○	● ●
	40	7	AS	0,05	7.252	75 FKM 585	BAUM3SLX7	404319 40412761	IP SP	○ ○	● ●
	40	7	A	0,05	7.252	75 FKM 585	BAUM3X7	49326815 49326827	IP SP	○ ○	● ●
	40	7	A	0,05	7.252	72 NBR 902	BAUM3X7	49339799 40412091	IP SP	● ○	● ●
	40	10	C	0,05	7.252	72 NBR 902	B2 U3	22888	-	○	○
	40	10	A	0,05	7.252	72 NBR 902	BA U3	7337 40411180	IP SP	○ ○	● ●
	42	10	C	0,05	7.252	72 NBR 902	B2 U3	22889 40411750	IP SP	○ ○	● ●
	42	10	A	0,05	7.252	72 NBR 902	BA	7340 40411181	IP SP	○ ○	● ●
	47	7	B	0,05	7.252	72 NBR 902	B1	2723	-	○	○
	47	7	A	0,05	7.252	72 NBR 902	BA	13989 40411457	IP SP	○ ○	● ●
	47	10	B	0,05	7.252	72 NBR 902	B1 U3	19713	-	○	○
	47	10	C	0,05	7.252	72 NBR 902	B2 U3	8071	-	○	○
	47	10	A	0,05	7.252	72 NBR 902	BAU3X2	533292 40413514	IP SP	○ ○	● ●
	50	10	A	0,05	7.252	72 NBR 902	BA U3	7350 40411182	IP SP	○ ○	● ●
	52	12	C	0,05	7.252	72 NBR 902	B2 U3	22893 40411751	IP SP	○ ○	● ●
62	10	A	0,05	7.252	72 NBR 902	BAU3X27	451668	-	○	○	
62	10	A	0,05	7.252	75 FKM 585	BAUM3X7	49066495	-	○	○	
25	32	5	B	-	-	72 NBR 902	B1 OF	23841 40412043	IP SP	● ○	● ●
	32	7	BS	0,02	2.901	72 NBR 902	B1FUD1SL	335096 40412405	IP SP	○ ○	● ●
	33	6	A	0,05	7.252	72 NBR 902	BA	347393	-	○	○
	33	6	A	0,02	2.901	72 NBR 902	BAFUD1X7	532600 40413499	IP SP	○ ○	● ●
	35	6	AS	*	*	72 NBR 902	BAB SLO 5	2990 40411050	IP SP	● ○	● ●
	35	6	AS	*	*	75 FKM 595	BABSLO 5	342369 40412495	IP SP	● ○	● ●
	35	7	B	0,02	2.901	72 NBR 902	B1FUD2	532629 40413502	IP SP	● ○	● ●
	35	7	AS	0,05	7.252	72 NBR 902	BAU2SLX2	478777 40413248	IP SP	● ○	● ●
	35	7	A	0,05	7.252	72 NBR 902	BAU2X2	49068256 40413853	IP SP	● ○	● ●
	35	7	AS	0,05	7.252	75 FKM 585	BAUM2SLX7	49027215 40413747	IP SP	○ ○	● ●
	35	7	A	0,05	7.252	75 FKM 260466	BAUM2X7	49344464 49344553	IP SP	○ ○	● ●

d <sub>1</sub> [mm]	d <sub>2</sub> [mm]	b [mm]	DIN Norm	[MPa] Pressure [psi]	Material	Design	Part No.	PU <sup>1)</sup>	US	EU	
25	35	7	A	0,05	7.252	75 FKM 585	BAUM2X7	397821 40412698	IP SP	● ○	● ●
	35	8	A	0,05	7.252	72 NBR 902	BA U2	7374 40411183	IP SP	○ ○	● ●
36	6	AS	*	*	*	72 NBR 902	BAB2SLO,5	527283 40413455	IP SP	○ ○	● ●
	7	A	0,05	7.252	72 NBR 902	BA	7380 40411184	IP SP	○ ○	● ●	
37	5	A	0,02	2.901	72 NBR 902	BAUD	12010847 40413548	IP SP	○ ○	● ●	
37	6	AS	*	*	75 FKM 595	BAB SLO5 F	520074 40413259	IP SP	● ○	● ●	
37	6	AS	*	*	72 NBR 902	BAB2SLO5	49009338 40413664	IP SP	○ ○	● ●	
37	7	B	0,05	7.252	72 NBR 902	B1 U3	19392 40411502	IP SP	○ ○	● ●	
37	7	A	0,05	7.252	72 NBR 902	BAU3X2	49028651 49332167	IP SP	● ○	● ●	
37	7	A	0,05	7.252	75 FKM 585	BAUM2X1	49033008 40413763	IP SP	○ ○	● ●	
37	7	A	0,05	7.252	75 FKM 260466	BAUM2X1	49301903 49340718	IP SP	○ ○	● ●	
38	7	B	0,05	7.252	72 NBR 902	B1	19394 40411503	IP SP	○ ○	● ●	
38	7	C	1	145	PTFE F56101	B2PT	406568 40412799	IP SP	○ ○	● ●	
38	7	A	0,05	7.252	72 NBR 902	BAU3X2	49325741 40411185	IP SP	● ○	● ●	
38	7	AS	0,05	7.252	75 FKM 585	BAUM3SLX7	529448 40413475	IP SP	○ ○	● ●	
38	7	A	0,05	7.252	75 FKM 260466	BAUM3X7	49341326 49341327	IP SP	○ ○	● ●	
38	7	A	0,05	7.252	75 FKM 585	BAUM3X7	410776 40412898	IP SP	● ○	● ●	
40	5	A	0,02	2.901	72 NBR 902	BAFUD1X27	355425 40412531	IP SP	○ ○	● ●	
40	5	A	0,05	7.252	75 FKM 585	BAUM1X27	526412 40413448	IP SP	○ ○	● ●	
40	6	B	0,05	7.252	72 NBR 902	B1	19395 40411504	IP SP	○ ○	● ●	
40	7	B	0,05	7.252	72 NBR 902	B1 U3	3579 40411070	IP SP	○ ○	● ●	
40	7	C	1	145	PTFE F56101	B2PT	406569 40412800	IP SP	○ ○	● ●	
40	7	AS	*	*	72 NBR 902	BAB SLO 5	307424 40412145	IP SP	● ○	● ●	
40	7	AS	*	*	75 FKM 595	BAB3SLO5	366923 40412599	IP SP	● ○	● ●	
40	7	AS	0,05	7.252	72 NBR 902	BAU3SLX2	524142 40413389	IP SP	● ○	● ●	
40	7	A	0,05	7.252	72 NBR 902	BAU3X2	529328 40413463	IP SP	● ○	● ●	
40	7	AS	0,05	7.252	75 FKM 585	BAUM3SLX7	410111 40412881	IP SP	● ○	● ●	
40	7	A	0,05	7.252	75 FKM 585	BAUM3X7	400258 40412711	IP SP	● ○	● ●	
40	7	A	0,05	7.252	75 FKM 260466	BAUM3X7	49083232 49340719	IP SP	○ ○	● ●	
40	8	B	0,05	7.252	72 NBR 902	B1 U3	19716 40411549	IP SP	○ ○	● ●	
40	8	AS	0,05	7.252	72 NBR 902	BAU3SLX2	49017913 40413727	IP SP	● ○	● ●	

d <sub>1</sub> [mm]	d <sub>2</sub> [mm]	b [mm]	DIN Norm	[MPa]	Pressure [psi]	Material	Design	Part No.	PU <sup>1)</sup>	US	EU
25	40	9	C	0,05	7.252	72 NBR 902	B2 U3	2490 40411010	IP SP	○ ○	● ●
	40	9	AS	0,05	7.252	72 NBR 902	BA U3 SL2	7413 40411186	IP SP	○ ○	● ●
	40	10	B	0,05	7.252	72 NBR 902	B1 U3	19717 40411550	IP SP	○ ○	● ●
	40	10	C	0,05	7.252	72 NBR 902	B2 U3	22694 40411684	IP SP	○ ○	● ●
	40	10	A	0,02	2.901	72 NBR 902	BAFUD2X7	334805 40412320	IP SP	○ ○	● ●
	42	6	AS	*	*	72 NBR 902	BAB2SL	12001675 40413529	IP SP	● ○	● ●
	42	6	AS	*	*	75 FKM 595	BABSLO5	49068382 40413858	IP SP	● ○	● ●
	42	6	AS	0,05	7.252	72 NBR 902	BAU1SLX2	522901 40413348	IP SP	○ ○	● ●
	42	6	A	0,05	7.252	75 FKM 585	BAU1X2	49036524 49332170	IP SP	○ ○	● ●
	42	6	A	0,02	2.901	72 NBR 902	BAU2	12010853 40413549	IP SP	○ ○	● ●
	42	6	AS	0,05	7.252	75 FKM 585	BAUM1SLX21	522919 40413349	IP SP	● ○	● ●
	42	7	B	0,02	2.901	72 NBR 902	B1FUD2	334379 40412238	IP SP	○ ○	● ●
	42	7	C	1	145	PTFE F56101	B2PT	406570 40412801	IP SP	○ ○	● ●
	42	7	A	0,05	7.252	72 NBR 902	BAU3X2	478756 40413231	IP SP	● ○	● ●
	42	7	A	0,05	7.252	75 FKM 260466	BAUM3X7	49343976 49343977	IP SP	○ ○	● ●
	42	7	A	0,05	7.252	75 FKM 585	BAUM3X7	390889 40412688	IP SP	● ○	● ●
	42	7	AS	0,05	7.252	72 NBR 902	BAUSLX2	478776 40413247	IP SP	● ○	● ●
	42	9	C	0,05	7.252	72 NBR 902	B2 U3	4571 40411073	IP SP	○ ○	● ●
	42	10	BS	0,05	7.252	72 NBR 902	B1 SL	20077 40411616	IP SP	○ ○	● ●
	42	10	B	0,05	7.252	72 NBR 902	B1 U3	19718 40411551	IP SP	○ ○	● ●
	42	10	C	0,05	7.252	72 NBR 902	B2 U3	22895 40411752	IP SP	○ ○	● ●
	42	10	A	0,02	2.901	72 NBR 902	BAFUD2X7	334806 40412321	IP SP	○ ○	● ●
42,90	9,50	B	0,05	7.252	72 NBR 902	B1	19720 40411553	IP SP	○ ○	● ●	
42,90	9,50	A	0,05	7.252	72 NBR 902	BA	7746 40411237	IP SP	○ ○	● ●	
43	10	A	0,05	7.252	72 NBR 902	BAD	7438 40411188	IP SP	○ ○	● ●	
45	7	A	0,05	7.252	75 FKM 260466	BAUM3X7	49341705 49341706	IP SP	○ ○	● ●	
45	7	A	0,05	7.252	75 FKM 585	BAUM3X7	410777 40412899	IP SP	○ ○	● ●	
45	8	AS	0,05	7.252	75 FKM 585	BAUM3SLX7	49066496	-	○	○	
45	10	C	0,05	7.252	72 NBR 902	B 2	22896	-	○	○	
45	10	B	0,05	7.252	72 NBR 902	B1 U3	19721	-	○	○	
45	10	A	0,05	7.252	72 NBR 902	BA	7446 40411189	IP SP	○ ○	● ●	
45	10	AS	0,05	7.252	72 NBR 902	BA U3 SL2	7755 40411238	IP SP	○ ○	● ●	

d <sub>1</sub> [mm]	d <sub>2</sub> [mm]	b [mm]	DIN Norm	[MPa] Pressure [psi]	Material	Design	Part No.	PU <sup>1)</sup>	US	EU
25	46	7	A	0,05	7.252	72 NBR 902	BA U3	7457 40411190	IP SP	○ ○ ●
	47	6	AS	*	*	72 NBR 902	BAB SLO 5	2991 40411051	IP SP	● ○ ●
	47	6	AS	*	*	75 FKM 595	BABSLO 5	418622 40412952	IP SP	● ○ ●
	47	7	B	0,02	2.901	72 NBR 902	B1FUD2	334939 40412368	IP SP	○ ○ ●
	47	7	BS	0,02	2.901	72 NBR 902	B1FUD2SL	355474 40412545	IP SP	○ ○ ●
	47	7	C	1	145	PTFE F56101	B2PT	406571 40412802	IP SP	○ ○ ●
	47	7	AS	0,05	7.252	72 NBR 902	BAU3SLX2	478790 40413250	IP SP	● ○ ●
	47	7	A	0,05	7.252	72 NBR 902	BAU3X2	478755 40413230	IP SP	● ○ ●
	47	7	AS	0,05	7.252	75 FKM 585	BAUM3SLX7	436712 40413007	IP SP	● ○ ●
	47	7	A	0,05	7.252	75 FKM 585	BAUM3X7	388045 40412632	IP SP	● ○ ●
	47	7	A	0,05	7.252	75 FKM 260466	BAUM3X7	49320596 49340720	IP SP	○ ○ ●
	47	8	BS	0,02	2.901	72 NBR 902	B1FUD2SL	421018 40412970	IP SP	○ ○ ●
	47	8	A	0,05	7.252	72 NBR 902	BAD	7460 40411191	IP SP	○ ○ ●
	47	9	C	0,02	2.901	72 NBR 902	B2FUD2	334909 40412340	IP SP	○ ○ ●
	47	10	B	0,02	2.901	72 NBR 902	B1FUD2	334940 40412369	IP SP	○ ○ ●
	47	10	BS	0,02	2.901	72 NBR 902	B1FUD2SL	334941 40412370	IP SP	○ ○ ●
	47	10	CS	0,05	7.252	72 NBR 902	B2 SL	33189 40412076	IP SP	○ ○ ●
	47	10	C	0,02	2.901	72 NBR 902	B2FUD2	334910 40412341	IP SP	○ ○ ●
	47	10	A	0,02	2.901	72 NBR 902	BAFUD2X7	355411 40412530	IP SP	○ ○ ●
	47	10	AS	0,05	7.252	75 FKM 585	BAUM2SLX1	527065	-	○ ○
	50	7	AS	0,05	7.252	75 FKM 585	BAUM3SLX7	410112 40412882	IP SP	○ ○ ●
	50	7	A	0,05	7.252	75 FKM 585	BAUM3X7	49326816 49326828	IP SP	○ ○ ●
	50	10	C	0,05	7.252	72 NBR 902	B 2	22898	-	○ ○
	50	10	B	0,05	7.252	72 NBR 902	B1 U3	19723	-	○ ○
	50	10	A	0,05	7.252	72 NBR 902	BA FG	7483 40411193	IP SP	○ ○ ●
	50	12	C	0,05	7.252	72 NBR 902	B2 FG	22899 40411753	IP SP	○ ○ ●
	52	7	BS	0,05	7.252	72 NBR 902	B1 U3 SL	3494 40411065	IP SP	○ ○ ●
	52	7	B	0,02	2.901	72 NBR 902	B1FUD2	334942 40412371	IP SP	○ ○ ●
	52	7	C	1	145	PTFE F56101	B2PT	406572 40412803	IP SP	○ ○ ●
	52	7	AS	0,05	7.252	72 NBR 902	BAU3SLX2	524698 40413420	IP SP	● ○ ●
	52	7	A	0,05	7.252	72 NBR 902	BAU3X2	49080979 40413889	IP SP	● ○ ●
	52	7	AS	0,05	7.252	75 FKM 585	BAUM3SLX7	524117 40413386	IP SP	● ○ ●
	52	7	A	0,05	7.252	75 FKM 585	BAUM3X7	400698 40412726	IP SP	● ○ ●

d <sub>1</sub> [mm]	d <sub>2</sub> [mm]	b [mm]	DIN Norm	[MPa]	Pressure [psi]	Material	Design	Part No.	PU <sup>1)</sup>	US	EU
25	52	7	A	0,05	7.252	75 FKM 260466	BAUM3X7	49331589 49340721	IP SP	○ ○	● ●
	52	8	B	0,02	2.901	72 NBR 902	B1FUD2	334943 40412372	IP SP	○ ○	● ●
	52	8	A	0,05	7.252	72 NBR 902	BAD	7488 40411194	IP SP	○ ○	● ●
	52	9	C	0,02	2.901	72 NBR 902	B2FUD2	334911 40412342	IP SP	○ ○	● ●
	52	10	B	0,02	2.901	72 NBR 902	B1FUD2	334944 40412373	IP SP	○ ○	● ●
	52	10	C	0,02	2.901	72 NBR 902	B2FUD2	334912 40412343	IP SP	○ ○	● ●
	52	10	A	0,02	2.901	72 NBR 902	BAFUD2X7	334818 40412323	IP SP	○ ○	● ●
	52	12	BS	0,05	7.252	72 NBR 902	B1 U3 SL2	20123 40411621	IP SP	○ ○	● ●
	52	12	B	0,02	2.901	72 NBR 902	B1FUD2	334946	-	○	○
	52	12	C	0,02	2.901	72 NBR 902	B2FUD2	334913 40412344	IP SP	○ ○	● ●
	62	7	B	0,05	7.252	72 NBR 902	B1 U3	128732	-	○	○
	62	7	AS	0,05	7.252	72 NBR 902	BAU3SLX27	451924 40413026	IP SP	○ ○	● ●
	62	7	AS	0,05	7.252	75 FKM 585	BAU3SLX27	49065282	-	○	○
	62	7	A	0,05	7.252	75 FKM 260466	BAUM3X7	49341709 49341760	IP SP	○ ○	● ●
	62	7	A	0,05	7.252	75 FKM 585	BAUM3X7	422899 40412973	IP SP	● ○	● ●
	62	10	A	0,05	7.252	72 NBR 902	BAU3	7503 40411195	IP SP	○ ○	● ●
	62	12	C	0,05	7.252	72 NBR 902	B2 FG	22902 40411754	IP SP	○ ○	● ●
26	35	7	B	0,05	7.252	72 NBR 902	B1 U2	7947 40411270	IP SP	○ ○	● ●
	35	7	AS	0,02	2.901	72 NBR 902	BAUD1SL	12000470 40413521	IP SP	○ ○	● ●
	36	7	A	0,05	7.252	72 NBR 902	BA U2	7520 40411196	IP SP	○ ○	● ●
	37	7	B	0,05	7.252	72 NBR 902	B1	19407	-	○	○
	37	7	A	0,05	7.252	72 NBR 902	BA U3	7525 40411197	IP SP	○ ○	● ●
	37	7	AS	0,05	7.252	72 NBR 902	BA U3 SL1	49342476 40411060	IP SP	○ ○	● ●
	37	7	AS	0,05	7.252	75 FKM 585	BAUM2SLX7	407128 40412858	IP SP	○ ○	● ●
	37	7	A	0,05	7.252	75 FKM 585	BAUM2X7	49326798 49326822	IP SP	○ ○	● ●
	40	6	AS	*	*	75 FKM 595	BABSLO 5	426478 40412979	IP SP	● ○	● ●
	42	7	B	0,05	7.252	72 NBR 902	B1 U3	2273 40411006	IP SP	○ ○	● ●
	42	7	AS	*	*	75 FKM 595	BABSLO5	49021064 40413734	IP SP	● ○	● ●
	42	7	A	0,02	2.901	72 NBR 902	BAFUD2X7	355636 40412569	IP SP	○ ○	● ●
	42	7	AS	0,02	2.901	72 NBR 902	BAUD2SL	12011128 40413574	IP SP	○ ○	● ●
	42	7	A	0,05	7.252	75 FKM 260466	BAUM3X7	49341764 49341765	IP SP	○ ○	● ●
	42	7	A	0,05	7.252	75 FKM 585	BAUM3X7	402895 40412749	IP SP	○ ○	● ●



d <sub>1</sub> [mm]	d <sub>2</sub> [mm]	b [mm]	DIN Norm	[MPa] Pressure [psi]	Material	Design	Part No.	PU <sup>1)</sup>	US	EU	
26	42	10	C	0,05	7.252	72 NBR 902	B2 U3	22905 40411755	IP SP	○ ○	● ●
			A	0,05	7.252	72 NBR 902	BA	7535	-	○	○
	42	10	AS	0,05	7.252	72 NBR 902	BA SL	308072 40412146	IP SP	○ ○	● ●
			B	0,02	2.901	72 NBR 902	B1FUD2	341006	-	○	○
	47	7	A	0,05	7.252	72 NBR 902	BA U3	9567 40411429	IP SP	○ ○	● ●
			A	0,05	7.252	75 FKM 260466	BAUM3X7	49341768 49341769	IP SP	○ ○	● ●
	47	7	A	0,05	7.252	75 FKM 585	BAUM3X7	388813 49342473	IP SP	○ ○	● ●
			C	0,05	7.252	72 NBR 902	B 2	22906	-	○	○
	47	10	A	0,05	7.252	72 NBR 902	BA U3	7540 40411200	IP SP	○ ○	● ●
			A	0,05	7.252	72 NBR 902	BA	7546 40411201	IP SP	○ ○	● ●
	52	10	A	0,05	7.252	72 NBR 902	BA U3	7549	-	○	○
			A	0,05	7.252	72 NBR 902	BA U2	49344243 40412096	IP SP	○ ○	● ●
27	37	7	AS	0,05	7.252	75 FKM 585	BAUM2SLX7	49344226 49344227	IP SP	○ ○	● ●
			AS	0,05	7.252	72 NBR 902	BAUM2SLX7	49344228 49344229	IP SP	○ ○	● ●
	37	7	A	0,05	7.252	75 FKM 585	BAUM2X7	49344240 49344242	IP SP	○ ○	● ●
			C	0,05	7.252	72 NBR 902	B2 U3	22700	-	○	○
	41	10	A	0,05	7.252	72 NBR 902	BAD	7558 40411202	IP SP	○ ○	● ●
			C	0,05	7.252	72 NBR 902	B 2	22701	-	○	○
	42	10	A	0,02	2.901	72 NBR 902	BAUD2	12010871 40413551	IP SP	○ ○	● ●
			A	0,05	7.252	72 NBR 902	BA	12010872 40413552	IP SP	○ ○	● ●
	47	7	A	0,05	7.252	72 NBR 902	BA	7564 40411203	IP SP	○ ○	● ●
			C	0,05	7.252	72 NBR 902	B 2	22911 40411756	IP SP	○ ○	● ●
	47	10	A	0,05	7.252	72 NBR 902	BA FG	7567 40411205	IP SP	○ ○	● ●
			A	0,05	7.252	72 NBR 902	BA	7573 40411206	IP SP	○ ○	● ●
	52	10	A	0,05	7.252	72 NBR 902	BA	7576 40411207	IP SP	○ ○	● ●
			B	-	-	72 NBR 902	B1FOF	428755 40412984	IP SP	○ ○	● ●
	28	36	8	A	0,02	2.901	72 NBR 902	BAUD1FX7	520461 49332189	IP SP	○ ○
B				0,05	7.252	72 NBR 902	B1 U3	7957 40411271	IP SP	○ ○	● ●
38		7	A	0,05	7.252	72 NBR 902	BA U2	7582 40411208	IP SP	○ ○	● ●
			AS	0,05	7.252	75 FKM 585	BAUM2SLX7	410113 40412883	IP SP	○ ○	● ●
38		7	A	0,05	7.252	75 FKM 260466	BAUM2X7	49344465 49344554	IP SP	○ ○	● ●
			A	0,05	7.252	75 FKM 585	BAUM2X7	523862 40413383	IP SP	○ ○	● ●
40		6	AS	*	*	72 NBR 902	BAB2 SLO 5	338223 40412478	IP SP	○ ○	● ●

d <sub>1</sub> [mm]	d <sub>2</sub> [mm]	b [mm]	DIN Norm	[MPa]	Pressure [psi]	Material	Design	Part No.	PU <sup>1)</sup>	US	EU
28	40	6	AS	*	*	75 FKM 595	BAB2SLO 5	339414 40412480	IP SP	● ○	● ●
	40	7	B	0,05	7.252	72 NBR 902	B1	19410 40411505	IP SP	○ ○	● ●
	40	7	AS	0,05	7.252	72 NBR 902	BA SL	7771 40411241	IP SP	○ ○	● ●
	40	7	AS	*	*	72 NBR 902	BAB2SL	523549 40413362	IP SP	○ ○	● ●
	40	7	A	0,02	2.901	72 NBR 902	BAFUD2X7	355391 40412525	IP SP	○ ○	● ●
	40	7	A	0,05	7.252	75 FKM 260466	BAUM3X7	49341800 49341801	IP SP	○ ○	● ●
	40	7	A	0,05	7.252	75 FKM 585	BAUM3X7	400715 40412727	IP SP	○ ○	● ●
	40	7,50	C	0,05	7.252	72 NBR 902	B 2	38409	-	○	○
	40	8	AS	*	*	72 NBR 902	BAB2 SL	432619 40412995	IP SP	● ○	● ●
	40	8	AS	*	*	75 FKM 595	BABSLO 5	404676 40412766	IP SP	○ ○	● ●
	40	9	AS	*	*	72 NBR 902	BAB SLO 5	68078	-	○	○
	40	10	B	0,05	7.252	72 NBR 902	B1 U3	19412	-	○	○
	42	7	B	0,05	7.252	72 NBR 902	B1	251 40411001	IP SP	○ ○	● ●
	42	8	B	0,05	7.252	72 NBR 902	B1	19413 40411506	IP SP	○ ○	● ●
	42	8	A	0,05	7.252	72 NBR 902	BA	7601 40411211	IP SP	○ ○	● ●
	42	8	AS	0,05	7.252	72 NBR 902	BAU3SLX2	49310212 40413027	IP SP	○ ○	● ●
	42	10	AS	0,05	7.252	72 NBR 902	BA SL	7603 40411212	IP SP	○ ○	● ●
	42,50	8	B	0,05	7.252	72 NBR 902	B1	19732 40411554	IP SP	○ ○	● ●
	42,50	8	A	0,05	7.252	72 NBR 902	BA	7605 40411213	IP SP	○ ○	● ●
	42,90	9,50	A	0,05	7.252	72 NBR 902	BA	7608	-	○	○
	43	10	A	0,05	7.252	72 NBR 902	BAD	7611 40411214	IP SP	○ ○	● ●
	45	7,50	B	0,05	7.252	72 NBR 902	B1 U3	19416 40411507	IP SP	○ ○	● ●
	45	7,50	A	0,02	2.901	72 NBR 902	BAUD1FX7	520462 40413280	IP SP	○ ○	● ●
	45	8	AS	0,05	7.252	75 FKM 585	BAUM3SLX7	474113 40413152	IP SP	○ ○	● ●
	45	8	A	0,05	7.252	75 FKM 585	BAUM3X7	49326817 49326829	IP SP	○ ○	● ●
	47	5	A	0,05	7.252	72 NBR 902	BA	7613 40411215	IP SP	● ○	● ●
	47	7	B	0,05	7.252	72 NBR 902	B1	2730 40411032	IP SP	○ ○	● ●
	47	7	C	1	145	PTFE F56101	B2PT	406616 40412804	IP SP	○ ○	● ●
	47	7	AS	0,05	7.252	72 NBR 902	BAU3SLX2	49037522 40413787	IP SP	○ ○	● ●
	47	7	A	0,05	7.252	72 NBR 902	BAU3X2	478466 40413201	IP SP	● ○	● ●
	47	7	AS	0,05	7.252	75 FKM 585	BAUM3SLX7	521005 40413307	IP SP	○ ○	● ●
	47	7	A	0,05	7.252	75 FKM 260466	BAUM3X7	49302480 49340722	IP SP	○ ○	● ●

d <sub>1</sub> [mm]	d <sub>2</sub> [mm]	b [mm]	DIN Norm	[MPa] Pressure [psi]	Material	Design	Part No.	PU <sup>1)</sup>	US	EU	
28	47	7	A	0,05	7.252	75 FKM 585	BAUM3X7	390252 40412687	IP SP	● ○	● ●
	47	9	C	0,05	7.252	72 NBR 902	B 2	2479	-	○	○
	47	9	AS	0,05	7.252	72 NBR 902	BAD FG SL	7618 40411217	IP SP	○ ○	● ●
	47	10	B	0,05	7.252	72 NBR 902	B1	19733 49332098	IP SP	○ ○	● ●
	47	10	BS	0,05	7.252	72 NBR 902	B1 SL	20126 40411622	IP SP	○ ○	● ●
	47	10	C	0,05	7.252	72 NBR 902	B2	22915 40411757	IP SP	○ ○	● ●
	47	10	A	0,05	7.252	72 NBR 902	BA U3	7623 40411218	IP SP	○ ○	● ●
	50	10	C	0,05	7.252	72 NBR 902	B2 U3	22704 40411685	IP SP	○ ○	● ●
	50	10	A	0,05	7.252	72 NBR 902	BA U3	7631 40411219	IP SP	○ ○	● ●
	52	7	B	0,05	7.252	72 NBR 902	B1 U3	13994 40411459	IP SP	○ ○	● ●
	52	7	AS	0,05	7.252	72 NBR 902	BAU3SLX27	451926 40413028	IP SP	○ ○	● ●
	52	7	A	0,05	7.252	72 NBR 902	BAU3X2	49305509 49324566	IP SP	○ ○	● ●
	52	7	AS	0,05	7.252	75 FKM 585	BAUM3SLX1	49011964 40413682	IP SP	○ ○	● ●
	52	7	A	0,05	7.252	75 FKM 260466	BAUM3X7	49341802 49341803	IP SP	○ ○	● ●
	52	7	A	0,05	7.252	75 FKM 585	BAUM3X7	400263 40412712	IP SP	● ○	● ●
	52	9	C	0,05	7.252	72 NBR 902	B 2	19623 40411540	IP SP	○ ○	● ●
	52	10	C	0,05	7.252	72 NBR 902	B2 U3	22705 40411686	IP SP	○ ○	● ●
	52	10	A	0,05	7.252	72 NBR 902	BA U3	7639 40411220	IP SP	○ ○	● ●
	52	10	AS	0,05	7.252	72 NBR 902	BAU3SLX2	49037521 40413786	IP SP	○ ○	● ●
	52	12	C	0,05	7.252	72 NBR 902	B 2 FG	22917 40411758	IP SP	○ ○	● ●
55	9	A	0,05	7.252	72 NBR 902	BA	7645 40411221	IP SP	○ ○	● ●	
72	10	A	0,05	7.252	72 NBR 902	BAU3X27	451927 40413029	IP SP	○ ○	● ●	
72	10	A	0,05	7.252	75 FKM 585	BAUM3X7	49066497	-	○	○	
29	43	7	A	0,05	7.252	72 NBR 902	BA U3	7652 40411222	IP SP	○ ○	● ●
	47	10	C	0,05	7.252	72 NBR 902	B 2	22923 40411760	IP SP	○ ○	● ●
	52	10	C	0,05	7.252	72 NBR 902	B 2	22924 40411761	IP SP	○ ○	● ●
30	40	7	B	0,05	7.252	72 NBR 902	B1U2X2	49070842 40413868	IP SP	○ ○	● ●
	40	7	C	1	145	PTFE F56101	B2PT	406617 40412805	IP SP	○ ○	● ●
	40	7	AS	0,05	7.252	72 NBR 902	BAU2SLX2	529402 40413468	IP SP	● ○	● ●
	40	7	A	0,05	7.252	72 NBR 902	BAU2X2	520216 40413263	IP SP	● ○	● ●
	40	7	AS	0,05	7.252	75 FKM 585	BAUM2SLX7	479046 40413252	IP SP	● ○	● ●

d <sub>1</sub> [mm]	d <sub>2</sub> [mm]	b [mm]	DIN Norm	[MPa]	Pressure [psi]	Material	Design	Part No.	PU <sup>1)</sup>	US	EU
30	40	7	A	0,05	7.252	75 FKM 260466	BAUM2X7	49344466	IP	○	●
								49344556	SP	○	●
40	7	7	A	0,05	7.252	75 FKM 585	BAUM2X7	400273	IP	●	●
								40412714	SP	○	●
40	8	8	AS	0,02	2.901	72 NBR 902	BAFUD2SL1X7	334820	IP	○	●
								40412324	SP	○	●
42	5,70	AS	0,05	7.252	72 NBR 902	BAU1SLX2	478769	40413240	IP	●	●
								40413240	SP	○	●
42	5,70	A	0,05	7.252	72 NBR 902	BAU1X2	478056	40413195	IP	○	●
								40413195	SP	○	●
42	6	B	0,05	7.252	72 NBR 902	B1	20417	40411661	IP	○	●
								40411661	SP	○	●
42	6	AS	*	*	72 NBR 902	BAB SLO 5	3003	40411052	IP	○	●
								40411052	SP	○	●
42	6	AS	*	*	75 FKM 595	BABSLO 5	418629	40412953	IP	●	●
								40412953	SP	○	●
42	7	B	0,02	2.901	72 NBR 902	B1FUD2	334268	40412172	IP	○	●
								40412172	SP	○	●
42	7	BS	0,02	2.901	72 NBR 902	B1FUD2SL	335097	40412406	IP	○	●
								40412406	SP	○	●
42	7	AS	*	*	72 NBR 902	BAB2SL	12001682	40413530	IP	○	●
								40413530	SP	○	●
42	7	AS	0,05	7.252	72 NBR 902	BAU2SLX2	529400	40413466	IP	●	●
								40413466	SP	○	●
42	7	A	0,05	7.252	72 NBR 902	BAU3X2	524506	40413409	IP	○	●
								40413409	SP	○	●
42	7	AS	0,05	7.252	75 FKM 585	BAUM3SLX7	479045	40413251	IP	●	●
								40413251	SP	○	●
42	7	A	0,05	7.252	75 FKM 585	BAUM3X7	400271	40412713	IP	●	●
								40412713	SP	○	●
42	7	A	0,05	7.252	75 FKM 260466	BAUM3X7	49347970	49340723	IP	○	●
								49340723	SP	○	●
42	8	AS	0,05	7.252	72 NBR 902	BAU2SLX2	49004319	40413650	IP	○	●
								40413650	SP	○	●
44	10	B	0,05	7.252	72 NBR 902	B1 U3	19424	40411508	IP	○	●
								40411508	SP	○	●
45	7	C	1	145	PTFE F56101	B2PT	406619	40412806	IP	○	●
								40412806	SP	○	●
45	7	A	0,05	7.252	72 NBR 902	BA U3X2	49318509	49336447	IP	●	●
								49336447	SP	○	●
45	7	AS	0,05	7.252	75 FKM 585	BAUM3SLX7	410115	40412884	IP	●	●
								40412884	SP	○	●
45	7	A	0,05	7.252	75 FKM 585	BAUM3X7	49326851	49326911	IP	○	●
								49326911	SP	○	●
45	8	AS	0,05	7.252	72 NBR 902	BAU3SLX2	49334799	40413612	IP	●	●
								40413612	SP	○	●
45	9,50	A	0,05	7.252	72 NBR 902	BA U3	7695		-	○	○
45	10	A	0,05	7.252	72 NBR 902	BA U3	7700	40411227	IP	○	●
								40411227	SP	○	●
45	13	AS	0,05	7.252	72 NBR 902	BA U3 SL	30497	40412059	IP	○	●
								40412059	SP	○	●
47	6	A	0,05	7.252	72 NBR 902	BAU2X2	528822	40413458	IP	○	●
								40413458	SP	○	●
47	7	B	0,05	7.252	72 NBR 902	B1 U3	39845	40412099	IP	○	●
								40412099	SP	○	●
47	7	C	1	145	PTFE F56101	B2PT	406620	40412807	IP	○	●
								40412807	SP	○	●
47	7	A	0,05	7.252	72 NBR 902	BAU2X2	478441	40413198	IP	○	●
								40413198	SP	○	●
47	7	AS	0,05	7.252	72 NBR 902	BAU3SLX2	49072349	40413874	IP	●	●
								40413874	SP	○	●

d <sub>1</sub> [mm]	d <sub>2</sub> [mm]	b [mm]	DIN Norm	[MPa] Pressure [psi]	Material	Design	Part No.	PU <sup>1)</sup>	US	EU
30	47	7	AS	0,05	7.252	75 FKM 585	BAUM3SLX7	404326	IP	●
								40412764	SP	○
47	7	7	A	0,05	7.252	75 FKM 585	BAUM3X7	386014	IP	●
								40412624	SP	○
47	7	7	A	0,05	7.252	75 FKM 260466	BAUM3X7	49331588	IP	○
								49340724	SP	○
47	8	8	C	0,05	7.252	72 NBR 902	B 2	23631	IP	○
								40412014	SP	○
47	8	8	B	0,05	7.252	72 NBR 902	B1	7979	IP	○
								40411273	SP	○
47	8	8	BS	0,05	7.252	72 NBR 902	B1 U3 SL	150732	IP	○
								40412137	SP	○
47	8	8	A	0,05	7.252	72 NBR 902	BA U3	7708	IP	○
								40411228	SP	○
47	8	8	AS	0,05	7.252	72 NBR 902	BAU3SLX2	49073308	IP	○
								49332174	SP	○
47	10	10	B	0,05	7.252	72 NBR 902	B1 U3	19737	IP	○
								40411555	SP	○
47	10	10	BS	0,05	7.252	72 NBR 902	B1 U3 SL	20127	IP	○
								40411623	SP	○
47	10	10	C	0,05	7.252	72 NBR 902	B2 U3	22708	IP	○
								40411688	SP	○
47	10	10	A	0,02	2.901	72 NBR 902	BAFUD2X7	355392	IP	○
								40412526	SP	○
48	7	7	A	0,05	7.252	75 FKM 260466	BAUM3X7	49341791	IP	○
								49341792	SP	○
48	7	7	A	0,05	7.252	75 FKM 585	BAUM3X7	478615	IP	○
								40413220	SP	○
48	8	8	A	0,02	2.901	72 NBR 902	BAF UD2 X7	335179	IP	○
								40412435	SP	○
48	8	8	AS	0,05	7.252	75 FKM 585	BAUM3SLX7	476383	IP	○
								40413169	SP	○
48	10	10	C	0,05	7.252	72 NBR 902	B 2	22926	IP	○
								40411762	SP	○
48	10	10	A	0,05	7.252	72 NBR 902	BA	7729	IP	○
								40411234	SP	○
50	7	7	B	0,02	2.901	72 NBR 902	B1FUD2	334266	IP	○
								40412170	SP	○
50	7	7	C	1	145	PTFE F56101	B2PT	406621	IP	○
								40412808	SP	○
50	7	7	AS	*	*	72 NBR 902	BAB2SLO5	49019367	IP	○
								40413731	SP	○
50	7	7	AS	*	*	75 FKM 595	BABSL	49081862	IP	○
								40413894	SP	○
50	7	7	A	0,05	7.252	72 NBR 902	BAU3X2	49073461	IP	●
								40413880	SP	○
50	7	7	A	0,05	7.252	75 FKM 260466	BAUM3X7	49341793	IP	○
								49341794	SP	○
50	7	7	A	0,05	7.252	75 FKM 585	BAUM3X7	400726	IP	●
								40412728	SP	○
50	8	8	A	0,02	2.901	72 NBR 902	BA	12010884	IP	○
								40413553	SP	○
50	9	9	C	0,02	2.901	72 NBR 902	B2FUD2	334656	IP	○
								40412280	SP	○
50	10	10	B	0,02	2.901	72 NBR 902	B1FUD2	334655	IP	○
								40412279	SP	○
50	10	10	C	0,02	2.901	72 NBR 902	B2FUD2	334361	IP	○
								40412225	SP	○
50	10	10	A	0,05	7.252	72 NBR 902	BA U3	7742	IP	○
								40411236	SP	○

d <sub>1</sub> [mm]	d <sub>2</sub> [mm]	b [mm]	DIN Norm	[MPa]	Pressure [psi]	Material	Design	Part No.	PU <sup>1)</sup>	US	EU
30	50	10	A	0,05	7.252	72 NBR 902	BAD	7741 40411235	IP SP	○ ○	● ●
	50	10	AS	0,02	2.901	72 NBR 902	BAF UD2 SL X7	335184 40412437	IP SP	● ○	● ●
50	12	BS	0,05	7.252	72 NBR 902	B1 U3 SL2	20129 40411624	IP SP	○ ○	● ●	
	12	B	0,02	2.901	72 NBR 902	B1FUD2	334269	–	○	○	
50	12	C	0,02	2.901	72 NBR 902	B2FUD2	334657 40412281	IP SP	○ ○	● ●	
	52	6	AS	0,05	7.252	72 NBR 902	BAU1SLX2	522129 40413331	IP SP	○ ○	● ●
52	6	AS	0,05	7.252	75 FKM 585	BAUM1SLX21	522920 40413350	IP SP	○ ○	● ●	
	7	B	0,02	2.901	72 NBR 902	B1FUD2	334374 40412234	IP SP	○ ○	● ●	
52	7	AS	*	*	72 NBR 902	BAB2SLO,5	49333589 40412694	IP SP	● ○	● ●	
	7	AS	*	*	75 FKM 595	BABSLO,5	49334932 49342411	IP SP	○ ○	● ●	
52	7	A	0,05	7.252	72 NBR 902	BAU2X2	529401 40413467	IP SP	● ○	● ●	
	7	AS	0,05	7.252	72 NBR 902	BAU3SLX2	524704 40413424	IP SP	● ○	● ●	
52	7	AS	0,05	7.252	75 FKM 585	BAUM3SLX7	410116 40412885	IP SP	● ○	● ●	
	7	A	0,05	7.252	75 FKM 260466	BAUM3X7	49341796 49341798	IP SP	○ ○	● ●	
52	7	A	0,05	7.252	75 FKM 585	BAUM3X7	400453 40412718	IP SP	● ○	● ●	
	8	A	0,05	7.252	72 NBR 902	BA U3	31709 40412069	IP SP	○ ○	● ●	
52	9	CS	0,05	7.252	72 NBR 902	B 2 SL	34894 40412080	IP SP	○ ○	● ●	
	9	C	0,02	2.901	72 NBR 902	B2FUD2	334691 40412307	IP SP	○ ○	● ●	
52	10	B	0,02	2.901	72 NBR 902	B1FUD2	334686 40412303	IP SP	○ ○	● ●	
	10	BS	0,02	2.901	72 NBR 902	B1FUD2SL	355630 40412564	IP SP	○ ○	● ●	
52	10	C	0,02	2.901	72 NBR 902	B2FUD2	334690 40412306	IP SP	○ ○	● ●	
	10	A	0,02	2.901	72 NBR 902	BAFUD2X7	334293 40412185	IP SP	○ ○	● ●	
52	10	AS	0,05	7.252	72 NBR 902	BAU3SLX2	526319 40413447	IP SP	○ ○	● ●	
	12	BS	0,05	7.252	72 NBR 902	B1 U3 SL	20130	–	○	○	
52	12	B	0,02	2.901	72 NBR 902	B1FUD2	334685 40412302	IP SP	○ ○	● ●	
	12	C	0,02	2.901	72 NBR 902	B2FUD2	334334 40412203	IP SP	○ ○	● ●	
52	12	A	0,05	7.252	72 NBR 902	BA	7758 40411239	IP SP	○ ○	● ●	
	55	7	AS	0,05	7.252	72 NBR 902	BAU3SLX2	478774 40413245	IP SP	● ○	● ●
55	7	A	0,05	7.252	72 NBR 902	BAU3X2	529837 40413480	IP SP	● ○	● ●	
	7	AS	0,05	7.252	75 FKM 585	BAUM3SLX7	477661 40413184	IP SP	● ○	● ●	
55	7	A	0,05	7.252	75 FKM 585	BAUM3X7	49326852 49326912	IP SP	○ ○	● ●	
	10	AS	0,05	7.252	72 NBR 902	BA U3 SL	7767 40411240	IP SP	○ ○	● ●	

d <sub>1</sub> [mm]	d <sub>2</sub> [mm]	b [mm]	DIN Norm	[MPa] Pressure [psi]	Material	Design	Part No.	PU <sup>1)</sup>	US	EU	
30	55	10	A	0,05	7.252	72 NBR 902	BAU3X2	531106 40413491	IP SP	○ ○	● ●
	55	12	B	0,05	7.252	72 NBR 902	B1FG	49064052 40413832	IP SP	● ○	● ●
	56	10	C	0,05	7.252	72 NBR 902	B2 U3	22932	-	○	○
	56	10	A	0,05	7.252	72 NBR 902	BA U3	7772 40411242	IP SP	○ ○	● ●
	56	12	C	0,05	7.252	72 NBR 902	B 2 FG	22933 40411763	IP SP	○ ○	● ●
	60	10	A	0,05	7.252	72 NBR 902	BA FG	7775 40411243	IP SP	○ ○	● ●
	62	6	B	0,05	7.252	72 NBR 902	B1 U2	19429 40411509	IP SP	○ ○	● ●
	62	7	BS	0,02	2.901	72 NBR 902	B1FUD2SL	355466 40412541	IP SP	○ ○	● ●
	62	7	AS	0,05	7.252	72 NBR 902	BAU3SLX2	478773 40413244	IP SP	● ○	● ●
	62	7	A	0,05	7.252	72 NBR 902	BAU3X2	524703 40413423	IP SP	● ○	● ●
	62	7	AS	0,05	7.252	75 FKM 585	BAUM3SLX7	531232 40413495	IP SP	● ○	● ●
	62	7	A	0,05	7.252	75 FKM 585	BAUM3X7	400456 40412719	IP SP	● ○	● ●
	62	7	A	0,05	7.252	75 FKM 260466	BAUM3X7	49331585 49340733	IP SP	○ ○	● ●
	62	9	C	0,02	2.901	72 NBR 902	B2FUD2	334914 40412345	IP SP	○ ○	● ●
	62	10	C	0,02	2.901	72 NBR 902	B2FUD2	334915 40412346	IP SP	○ ○	● ●
	62	10	A	0,02	2.901	72 NBR 902	BAFUD2X7	334294 40412186	IP SP	○ ○	● ●
	62	12	B	0,02	2.901	72 NBR 902	B1FUD2	334948 40412374	IP SP	○ ○	● ●
	62	12	C	0,02	2.901	72 NBR 902	B2FUD2	334916 40412347	IP SP	○ ○	● ●
	62	12	A	0,05	7.252	72 NBR 902	BA U3	7783 40411244	IP SP	○ ○	● ●
	72	8	B	0,05	7.252	72 NBR 902	B1U3	340620 40412486	IP SP	○ ○	● ●
72	10	C	0,02	2.901	72 NBR 902	B2FUD2	334356 40412220	IP SP	● ○	● ●	
72	10	A	0,05	7.252	72 NBR 902	BAD	7788 49332094	IP SP	○ ○	● ●	
72	10	AS	0,05	7.252	72 NBR 902	BAU3SLX2	524141 40413388	IP SP	○ ○	● ●	
72	10	A	0,05	7.252	72 NBR 902	BAU3X2	49009357 40413665	IP SP	○ ○	● ●	
72	10	A	0,05	7.252	75 FKM 260466	BAUM3X7	49341799 49341810	IP SP	○ ○	● ●	
72	10	A	0,05	7.252	75 FKM 585	BAUM3X7	432764 40412996	IP SP	○ ○	● ●	
31	42	8	A	0,02	2.901	72 NBR 902	BAUD2FX7	520468 40413283	IP SP	○ ○	● ●
	52	7	A	0,02	2.901	72 NBR 902	BAUD2	523556 40413367	IP SP	○ ○	● ●
32	42	7	A	0,02	2.901	72 NBR 902	BA	12010894 40413554	IP SP	○ ○	● ●
	42	7	AS	0,05	7.252	75 FKM 585	BAUM2SLX7	450967 40413013	IP SP	● ○	● ●
	42	7	A	0,05	7.252	75 FKM 260466	BAUM2X7	49344467 49344557	IP SP	○ ○	● ●

d <sub>1</sub> [mm]	d <sub>2</sub> [mm]	b [mm]	DIN Norm	[MPa]	Pressure [psi]	Material	Design	Part No.	PU <sup>1)</sup>	US	EU
32	42	7	A	0,05	7.252	75 FKM 585	BAUM2X7	402911 40412750	IP SP	● ○	● ●
	44	8	AS	*	*	72 NBR 902	BABSL1 5	69442 40412106	IP SP	○ ○	● ●
	45	6	A	0,05	7.252	72 NBR 902	BA	7798 40411247	IP SP	○ ○	● ●
	45	7	B	0,02	2.901	72 NBR 902	B1FUD2	346127 40412506	IP SP	○ ○	● ●
	45	7	A	0,05	7.252	75 FKM 595	BAU3	520083 49332156	IP SP	○ ○	● ●
	45	7	A	0,05	7.252	72 NBR 902	BAU3X2	49032838 40413762	IP SP	● ○	● ●
	45	7	AS	0,02	2.901	72 NBR 902	BAUD2SL	523419 40413360	IP SP	○ ○	● ●
	47	6	AS	*	*	75 FKM 595	BAB2SLO5	49033017 40413765	IP SP	● ○	● ●
	47	6	AS	*	*	72 NBR 902	BAB2SLO5	49306044 40411002	IP SP	● ○	● ●
	47	7	B	0,02	2.901	72 NBR 902	B1FUD2	423370 40412974	IP SP	○ ○	● ●
	47	7	A	0,05	7.252	72 NBR 902	BAU3X2	49017474 40413726	IP SP	● ○	● ●
	47	7	AS	0,05	7.252	75 FKM 585	BAUM3SLX7	407132 40412859	IP SP	● ○	● ●
	47	7	A	0,05	7.252	75 FKM 260466	BAUM3X7	49342466 49342467	IP SP	○ ○	● ●
	47	7	A	0,05	7.252	75 FKM 585	BAUM3X7	400458 40412720	IP SP	● ○	● ●
	47	8	C	1	145	PTFE F56101	B2PT	406650 40412809	IP SP	○ ○	● ●
	47	9	C	0,05	7.252	72 NBR 902	B2 U3	2484	-	○	○
	47	10	B	0,05	7.252	72 NBR 902	B1	19750	-	○	○
	47	10	BS	0,02	2.901	72 NBR 902	B1FUD2SL	355465 40412540	IP SP	○ ○	● ●
	47	10	C	0,05	7.252	72 NBR 902	B2 U3	22714 40411689	IP SP	○ ○	● ●
	47	10	A	0,05	7.252	72 NBR 902	BA U3	7811 40411249	IP SP	○ ○	● ●
	48	8	A	0,05	7.252	72 NBR 902	BA	7815 40411250	IP SP	○ ○	● ●
	50	7	B	0,05	7.252	72 NBR 902	B1	19443 40411511	IP SP	○ ○	● ●
	50	7	A	0,05	7.252	75 FKM 260466	BAUM3X7	49342468 49342469	IP SP	○ ○	● ●
	50	7	A	0,05	7.252	75 FKM 585	BAUM3X7	410778 40412900	IP SP	○ ○	● ●
	50	8	A	0,05	7.252	72 NBR 902	BA U3	32679 40412074	IP SP	○ ○	● ●
	50	10	C	0,05	7.252	72 NBR 902	B2 U3	22715 40411690	IP SP	○ ○	● ●
	50	10	A	0,05	7.252	72 NBR 902	BA FG	7821 40411252	IP SP	○ ○	● ●
	50	10	AS	0,05	7.252	72 NBR 902	BA U3 SL	7822 40411253	IP SP	○ ○	● ●
	50	10	AS	0,05	7.252	75 FKM 585	BAUM3SLX7	523389 40413353	IP SP	○ ○	● ●
	50	12	C	0,05	7.252	72 NBR 902	B2 U3	22942 49332182	IP SP	○ ○	● ●
	52	5	A	0,02	2.901	72 NBR 902	BA	12010897	-	○	○
	52	6	AS	*	*	72 NBR 902	BAB2SLO,5	49082995 40413902	IP SP	○ ○	● ●



d <sub>1</sub> [mm]	d <sub>2</sub> [mm]	b [mm]	DIN Norm	[MPa] Pressure [psi]	Material	Design	Part No.	PU <sup>1)</sup>	US	EU	
32	52	7	B	0,02	2.901	72 NBR 902	B1FUD2	355631 40412565	IP SP	○ ○	● ●
	52	7	AS	0,05	7.252	72 NBR 902	BAU3SLX2	49035052 40413772	IP SP	● ○	● ●
	52	7	A	0,05	7.252	72 NBR 902	BAU3X2	524454 40413403	IP SP	● ○	● ●
	52	7	AS	0,05	7.252	75 FKM 585	BAUM3SLX7	521226 40413323	IP SP	● ○	● ●
	52	7	A	0,05	7.252	75 FKM 260466	BAUM3X7	49342490 49342491	IP SP	○ ○	● ●
	52	7	A	0,05	7.252	75 FKM 585	BAUM3X7	400754 40412729	IP SP	● ○	● ●
	52	9	C	0,02	2.901	72 NBR 902	B2FUD2	334673	-	○	○
	52	10	B	0,02	2.901	72 NBR 902	B1FUD2	334270 49332256	IP SP	○ ○	● ●
	52	10	C	0,02	2.901	72 NBR 902	B2FUD2	334335 40412204	IP SP	○ ○	● ●
	52	10	A	0,05	7.252	72 NBR 902	BA	7833 40411255	IP SP	○ ○	● ●
	52	10	AS	0,02	2.901	72 NBR 902	BAFUD2SL	12015221 40413620	IP SP	○ ○	● ●
	52	12	BS	0,05	7.252	72 NBR 902	B1 SL	20132 49332180	IP SP	○ ○	● ●
	52	12	C	0,02	2.901	72 NBR 902	B2FUD2	334345 40412209	IP SP	○ ○	● ●
	55	10	A	0,05	7.252	72 NBR 902	BA	7838 40411256	IP SP	○ ○	● ●
	55	12	C	0,05	7.252	72 NBR 902	B 2 FG	22945 40411764	IP SP	○ ○	● ●
	56	10	AS	0,05	7.252	72 NBR 902	BA U SL	7842 40411257	IP SP	○ ○	● ●
	62	7	A	0,05	7.252	72 NBR 902	BA	371152 40412606	IP SP	○ ○	● ●
	62	10	C	0,05	7.252	72 NBR 902	B 2	22949	-	○	○
	62	10	A	0,05	7.252	72 NBR 902	BA	7850 40411258	IP SP	○ ○	● ●
	62	10	AS	0,05	7.252	72 NBR 902	BAU3SLX27	451928 40413030	IP SP	○ ○	● ●
62	10	AS	0,05	7.252	75 FKM 585	BAUM3SLX1	49011963	-	○	○	
62	10	A	0,05	7.252	75 FKM 585	BAUM3X1	49326853 49326913	IP SP	○ ○	● ●	
72	12	C	0,05	7.252	72 NBR 902	B 2	22952 40411766	IP SP	○ ○	● ●	
80	12	AS	0,05	7.252	72 NBR 902	BAU3SLX2	520528 40413285	IP SP	○ ○	● ●	
33	45	7	A	0,05	7.252	72 NBR 902	BA U3	7856 40411259	IP SP	○ ○	● ●
	45	7	AS	0,02	2.901	72 NBR 902	BAFUD2SLX7	397855	-	○	○
	50	6	AS	0,02	2.901	72 NBR 902	BAU2SL	12011140 40413575	IP SP	○ ○	● ●
	50	8	A	0,05	7.252	72 NBR 902	BA	7862 40411260	IP SP	○ ○	● ●
	50	10	C	0,05	7.252	72 NBR 902	B2 U3	22953 40411767	IP SP	○ ○	● ●
	50	10	AS	0,02	2.901	72 NBR 902	BAU3SL	12011141 40413576	IP SP	○ ○	● ●
	52	6	A	0,02	2.901	72 NBR 902	BAUD1	12010900 40413555	IP SP	○ ○	● ●
	52	10	C	0,05	7.252	72 NBR 902	B2 U3	22955 40411768	IP SP	○ ○	● ●
	52	10	A	0,05	7.252	72 NBR 902	BA	7875 40411261	IP SP	○ ○	● ●

d <sub>1</sub> [mm]	d <sub>2</sub> [mm]	b [mm]	DIN Norm	[MPa]	Pressure [psi]	Material	Design	Part No.	PU <sup>1)</sup>	US	EU
33	55	7	B	0,05	7.252	72 NBR 902	B1U3	149452	-	○	○
34	45	7	B	0,05	7.252	72 NBR 902	B1 D	20275 40411655	IP SP	○ ○	● ●
	46	8	A	0,05	7.252	72 NBR 902	BAU3X2	49002841 40413642	IP SP	○ ○	● ●
	47	9	B	0,05	7.252	72 NBR 902	B1	19445 40411512	IP SP	○ ○	● ●
	49,30	9,50	B	0,05	7.252	72 NBR 902	B1 U3	19756 40411556	IP SP	○ ○	● ●
	50	10	C	0,05	7.252	72 NBR 902	B2 U3	22717	-	○	○
	50	10	A	0,05	7.252	72 NBR 902	BA	7920 40411265	IP SP	○ ○	● ●
	52	7	B	0,05	7.252	72 NBR 902	B1	19447 40411513	IP SP	○ ○	● ●
	52	7	AS	0,05	7.252	72 NBR 902	BAU3SLX2	520466 40413282	IP SP	○ ○	● ●
	52	7	A	0,05	7.252	72 NBR 902	BAU3X2	521284 40413325	IP SP	○ ○	● ●
	52	8	B	0,05	7.252	72 NBR 902	B1 U3	19448	-	○	○
	52	8	A	0,05	7.252	72 NBR 902	BA U3	7921 40411266	IP SP	○ ○	● ●
	52	10	C	0,05	7.252	72 NBR 902	B 2	22963 49332120	IP SP	○ ○	● ●
	52	10	A	0,05	7.252	72 NBR 902	BA U3	7926 40411267	IP SP	○ ○	● ●
	52	10	AS	0,02	2.901	72 NBR 902	BAUD2SL	12011142 40413577	IP SP	○ ○	● ●
	58	13	C	0,05	7.252	72 NBR 902	B 2 FG	22965 49332121	IP SP	○ ○	● ●
	62	10	A	0,05	7.252	72 NBR 902	BA	7931 40411268	IP SP	○ ○	● ●
72	12	C	0,05	7.252	72 NBR 902	B 2 FG	22968	-	○	○	
35	45	7	B	0,02	2.901	72 NBR 902	B1FUD2	334380 40412239	IP SP	○ ○	● ●
	45	7	BS	0,02	2.901	72 NBR 902	B1FUD2SL2	346129 40412507	IP SP	○ ○	● ●
	45	7	A	0,05	7.252	72 NBR 902	BAUM2X7	49342541 40412131	IP SP	○ ○	● ●
	45	7	A	0,05	7.252	75 FKM 585	BAUM2X7	402913 40412751	IP SP	○ ○	● ●
	45	7	A	0,05	7.252	75 FKM 260466	BAUM3X7	49311685 49340734	IP SP	○ ○	● ●
	47	4,50	AS	0,05	7.252	72 NBR 902	BAU1SLX2	478057 40413196	IP SP	○ ○	● ●
	47	4,50	A	0,05	7.252	72 NBR 902	BAU1X2	478767 40413239	IP SP	○ ○	● ●
	47	4,50	A	0,05	7.252	75 FKM 585	BAUM1X21	521388 40413327	IP SP	○ ○	● ●
	47	6	B	0,05	7.252	72 NBR 902	B1 U2	19459 40411514	IP SP	○ ○	● ●
	47	6	AS	*	*	72 NBR 902	BAB2SL	12001688 40413531	IP SP	● ○	● ●
	47	6	AS	*	*	75 FKM 595	BAB2SLO 5	418676 40412954	IP SP	● ○	● ●
	47	7	B	0,02	2.901	72 NBR 902	B1FUD2	355463 40412539	IP SP	○ ○	● ●
	47	7	BS	0,02	2.901	72 NBR 902	B1FUD2SL2	334280 40412180	IP SP	● ○	● ●
	47	7	A	0,05	7.252	75 FKM 595	BA V11 U3	121904	-	○	○
	47	7	AS	0,05	7.252	75 FKM 585	BAD SL	305066	-	○	○

d <sub>1</sub> [mm]	d <sub>2</sub> [mm]	b [mm]	DIN Norm	[MPa] Pressure [psi]	Material	Design	Part No.	PU <sup>1)</sup>	US	EU	
35	47	7	AS	0,05	7.252	72 NBR 902	BAU2SLX2	478775 40413246	IP SP	● ○	● ●
	47	7	A	0,05	7.252	72 NBR 902	BAU3X2	478754 40413229	IP SP	● ○	● ●
	47	7	AS	0,05	7.252	75 FKM 585	BAUM3SLX7	478651 40413222	IP SP	● ○	● ●
	47	7	A	0,05	7.252	75 FKM 585	BAUM3X7	388048 40412633	IP SP	● ○	● ●
	47	7	A	0,05	7.252	75 FKM 260466	BAUM3X7	49313625 49340735	IP SP	○ ○	● ●
	47	8	C	1	145	PTFE F56101	B2PT	406651 40412810	IP SP	○ ○	● ●
	47	10	B	0,05	7.252	72 NBR 902	B1 U3	19463 40411515	IP SP	○ ○	● ●
	48	7	AS	0,05	7.252	75 FKM 585	BAUM3SLX7	410779 40412901	IP SP	● ○	● ●
	48	7	A	0,05	7.252	75 FKM 585	BAUM3X7	49326854 49326914	IP SP	○ ○	● ●
49,30	9,50		B	0,05	7.252	72 NBR 902	B1 U3	19464	-	○	○
49,30	9,50		A	0,05	7.252	72 NBR 902	BA	7970	-	○	○
	50	7	B	0,02	2.901	72 NBR 902	B1FUD2	335008 40412394	IP SP	○ ○	● ●
	50	7	AS	*	*	72 NBR 902	BAB2SL	12011521 40413598	IP SP	● ○	● ●
	50	7	A	0,05	7.252	72 NBR 902	BAU3X2	49325909 40412561	IP SP	● ○	● ●
	50	7	AS	0,05	7.252	75 FKM 585	BAUM3SLX7	429489 40412989	IP SP	● ○	● ●
	50	7	A	0,05	7.252	75 FKM 260466	BAUM3X7	49342492 49342493	IP SP	○ ○	● ●
	50	7	A	0,05	7.252	75 FKM 585	BAUM3X7	400759 40412730	IP SP	○ ○	● ●
	50	8	C	1	145	PTFE F56101	B2PT	406652 40412811	IP SP	○ ○	● ●
	50	8	AS	0,05	7.252	72 NBR 902	BAU3SLX2	49023892 40413742	IP SP	● ○	● ●
	50	9	C	0,02	2.901	72 NBR 902	B2FUD2	335011 40412396	IP SP	○ ○	● ●
	50	10	B	0,02	2.901	72 NBR 902	B1FUD2	335009 49332251	IP SP	○ ○	● ●
	50	10	BS	0,02	2.901	72 NBR 902	B1FUD2SL2	335099 40412407	IP SP	○ ○	● ●
	50	10	C	0,02	2.901	72 NBR 902	B2FUD2	335010 40412395	IP SP	○ ○	● ●
	50	10	A	0,05	7.252	72 NBR 902	BAU3	49325930 40411272	IP SP	○ ○	● ●
	50	12	BS	0,05	7.252	72 NBR 902	B1 SL	20090	-	○	○
	50	12	C	0,02	2.901	72 NBR 902	B2FUD2	335476	-	○	○
	52	6	AS	*	*	72 NBR 902	BAB SLO 5	3004 40411053	IP SP	● ○	● ●
	52	6	AS	*	*	75 FKM 595	BABSLO 5	418688 40412955	IP SP	● ○	● ●
	52	7	B	0,02	2.901	72 NBR 902	B1FUD2	334271 40412173	IP SP	● ○	● ●
	52	7	AS	0,05	7.252	72 NBR 902	BAU2SLX2	529399 40413465	IP SP	○ ○	● ●
	52	7	AS	0,05	7.252	72 NBR 902	BAU3SLX2	526079 40413439	IP SP	○ ○	● ●
	52	7	A	0,05	7.252	72 NBR 902	BAU3X2	478467 40413202	IP SP	● ○	● ●
	52	7	AS	0,05	7.252	75 FKM 585	BAUM3SLX7	521006 40413308	IP SP	● ○	● ●

d <sub>1</sub> [mm]	d <sub>2</sub> [mm]	b [mm]	DIN Norm	[MPa]	Pressure [psi]	Material	Design	Part No.	PU <sup>1)</sup>	US	EU
35	52	7	A	0,05	7.252	75 FKM 585	BAUM3X7	403081 40412756	IP SP	● ○	● ●
	52	7	A	0,05	7.252	75 FKM 260466	BAUM3X7	49347971 49340740	IP SP	○ ○	● ●
	52	8	C	1	145	PTFE F56101	B2PT	406653 40412812	IP SP	○ ○	● ●
	52	9	C	0,02	2.901	72 NBR 902	B2FUD2	334917 40412348	IP SP	○ ○	● ●
	52	9	CS	0,05	7.252	72 NBR 902	B2U3X2SL2	49324807 40412081	IP SP	○ ○	● ●
	52	10	B	0,02	2.901	72 NBR 902	B1FUD2	334272 40412174	IP SP	○ ○	● ●
	52	10	C	0,02	2.901	72 NBR 902	B2FUD2	334918 40412349	IP SP	○ ○	● ●
	52	10	A	0,02	2.901	72 NBR 902	BAFUD2X7	334307 40412191	IP SP	○ ○	● ●
	52	10	AS	0,05	7.252	72 NBR 902	BAU3SLX2	49036047 40413777	IP SP	● ○	● ●
	52	12	BS	0,05	7.252	72 NBR 902	B1 U3 SL	20135 40411625	IP SP	○ ○	● ●
	52	12	B	0,02	2.901	72 NBR 902	B1FUD2	334273 40412175	IP SP	○ ○	● ●
	52	12	C	0,02	2.901	72 NBR 902	B2FUD2	334919 40412350	IP SP	○ ○	● ●
	55	7	AS	0,05	7.252	72 NBR 902	BAU3SLX2	49338270 49338293	IP SP	○ ○	● ●
	55	7	AS	0,05	7.252	75 FKM 585	BAUM3SLX7	410780 40412902	IP SP	● ○	● ●
	55	7	A	0,05	7.252	75 FKM 260466	BAUM3X7	49342494 49342495	IP SP	○ ○	● ●
	55	7	A	0,05	7.252	75 FKM 585	BAUM3X7	526017 40413435	IP SP	● ○	● ●
	55	7,50	A	0,05	7.252	75 FKM 585	BAU2X2	49036525	-	○	○
	55	8	C	1	145	PTFE F56101	B2PT	406698 40412813	IP SP	○ ○	● ●
	55	8	A	0,02	2.901	72 NBR 902	BAFUD2X7	355625 40412560	IP SP	● ○	● ●
	55	10	AS	0,05	7.252	72 NBR 902	BA U3 SL2 X6	301731 40412140	IP SP	○ ○	● ●
	55	10	A	0,05	7.252	72 NBR 902	BAU3X2	49055701 40413815	IP SP	○ ○	● ●
	55	11	AS	0,05	7.252	72 NBR 902	BAU3SL	49325931 40413827	IP SP	○ ○	● ●
	55	12	C	0,05	7.252	72 NBR 902	B 2 FG	22974 40411769	IP SP	○ ○	● ●
	55	12	B	0,05	7.252	72 NBR 902	B1	19765 40411557	IP SP	○ ○	● ●
	55,50	9	B	0,05	7.252	72 NBR 902	B1 U3	19467 40411516	IP SP	○ ○	● ●
	56	8	A	0,02	2.901	72 NBR 902	BA UD	523407 40413357	IP SP	○ ○	● ●
	56	10	B	0,05	7.252	72 NBR 902	B1 U3	19766	-	○	○
	56	10	BS	0,05	7.252	72 NBR 902	B1 U3 SL2	20136 40411626	IP SP	○ ○	● ●
	56	10	C	0,05	7.252	72 NBR 902	B2 U3	22975 40411770	IP SP	○ ○	● ●
	56	10	A	0,05	7.252	72 NBR 902	BA U3	8018 40411277	IP SP	○ ○	● ●
	56	12	BS	0,05	7.252	72 NBR 902	B1 SL	20137 40411627	IP SP	○ ○	● ●
	56	12	B	0,05	7.252	72 NBR 902	B1 U3	19767	-	○	○

d <sub>1</sub> [mm]	d <sub>2</sub> [mm]	b [mm]	DIN Norm	[MPa]	Pressure [psi]	Material	Design	Part No.	PU <sup>1)</sup>	US	EU
35	56	12	C	0,05	7.252	72 NBR 902	B2 U3	22976	-	○	○
	56	12	A	0,05	7.252	72 NBR 902	BAFG	8021 40411278	IP SP	○ ○	● ●
	58	10	A	0,02	2.901	72 NBR 902	BAU3	12010911 40413556	IP SP	● ○	● ●
	58	13	C	0,05	7.252	72 NBR 902	B 2 FG	22977 40411771	IP SP	○ ○	● ●
	58	13	A	0,05	7.252	72 NBR 902	BA	8032	-	○	○
	60	7	AS	0,05	7.252	75 FKM 585	BAUM3SLX7	49343717 49343718	IP SP	○ ○	● ●
	60	7	AS	0,05	7.252	72 NBR 902	BAUM3SLX7	49343772 49343773	IP SP	○ ○	● ●
	60	7	A	0,05	7.252	75 FKM 585	BAUM3X7	49343770 49343771	IP SP	○ ○	● ●
	60	10	C	0,05	7.252	72 NBR 902	B 2	22978 40411772	IP SP	○ ○	● ●
	60	10	B	0,05	7.252	72 NBR 902	B1	19769 40411558	IP SP	○ ○	● ●
	60	10	A	0,05	7.252	72 NBR 902	BAUM3X7	49343774 40413557	IP SP	○ ○	● ●
	60	12	C	0,05	7.252	72 NBR 902	B 2 FG	22980	-	○	○
	62	7	B	0,02	2.901	72 NBR 902	B1F UD2	335187 40412438	IP SP	○ ○	● ●
	62	7	AS	0,05	7.252	72 NBR 902	BAU2SLX2	521678 40413329	IP SP	● ○	● ●
	62	7	A	0,05	7.252	72 NBR 902	BAU3X2	524700 40413422	IP SP	● ○	● ●
	62	7	AS	0,05	7.252	75 FKM 585	BAUM3SLX7	477670 40413193	IP SP	● ○	● ●
	62	7	A	0,05	7.252	75 FKM 585	BAUM3X7	400459 40412721	IP SP	● ○	● ●
	62	7	A	0,05	7.252	75 FKM 260466	BAUM3X7	49311686 49340741	IP SP	○ ○	● ●
	62	8	B	0,02	2.901	72 NBR 902	B1FUD2	335973 40412455	IP SP	○ ○	● ●
	62	8	C	1	145	PTFE F56101	B2PT	406699 40412814	IP SP	○ ○	● ●
	62	8	AS	0,05	7.252	72 NBR 902	BAU2SLX2	477145 40413173	IP SP	● ○	● ●
	62	8	AS	0,05	7.252	75 FKM 585	BAU2SLX2	477146 40413174	IP SP	● ○	● ●
	62	9	C	0,02	2.901	72 NBR 902	B2FUD2	335998 40412476	IP SP	○ ○	● ●
	62	10	B	0,02	2.901	72 NBR 902	B1FUD2	335974 40412456	IP SP	○ ○	● ●
	62	10	C	0,02	2.901	72 NBR 902	B2FUD2	335997 40412475	IP SP	○ ○	● ●
	62	10	A	0,05	7.252	72 NBR 902	BAD	8049 40411280	IP SP	○ ○	● ●
	62	10	A	0,02	2.901	72 NBR 902	BAFUD2X7	355435 40412532	IP SP	○ ○	● ●
	62	10	AS	0,05	7.252	72 NBR 902	BAU3SLX2	49063546 40413828	IP SP	● ○	● ●
	62	12	B	0,05	7.252	72 NBR 902	B1 U3	19772	-	○	○
	62	12	BS	0,05	7.252	72 NBR 902	B1 U3 SL	20138 40411628	IP SP	○ ○	● ●
	62	12	C	0,02	2.901	72 NBR 902	B2FUD2	335996 40412474	IP SP	○ ○	● ●
	62	12	AS	0,05	7.252	72 NBR 902	BA U3 SL	8055 40411281	IP SP	○ ○	● ●
	65	10	C	0,05	7.252	72 NBR 902	B2 U3	22983 40411774	IP SP	○ ○	● ●

d <sub>1</sub> [mm]	d <sub>2</sub> [mm]	b [mm]	DIN Norm	[MPa]	Pressure [psi]	Material	Design	Part No.	PU <sup>1)</sup>	US	EU
35	65	10	A	0,05	7.252	72 NBR 902	BA	8060 40411282	IP SP	○ ○	● ●
	65	10	AS	0,05	7.252	72 NBR 902	BAU3SL	396063 40412693	IP SP	○ ○	● ●
	68	10	AS	0,05	7.252	72 NBR 902	BAU3SLX2	522766 40413346	IP SP	○ ○	● ●
	70	12	C	0,05	7.252	72 NBR 902	B2 U3	22985 40411775	IP SP	○ ○	● ●
	72	7	A	0,02	2.901	72 NBR 902	BAFUD2X7	407517 40412872	IP SP	○ ○	● ●
	72	7	AS	0,05	7.252	75 FKM 585	BAUM3SLX1	49334700 40413696	IP SP	○ ○	● ●
	72	7	A	0,05	7.252	75 FKM 260466	BAUM3X7	49342496 49342497	IP SP	○ ○	● ●
	72	7	A	0,05	7.252	75 FKM 585	BAUM3X7	400466 40412722	IP SP	○ ○	● ●
	72	8	AS	0,05	7.252	72 NBR 902	BAU3SLX2	49337315 49337316	IP SP	○ ○	● ●
	72	10	AS	0,05	7.252	72 NBR 902	BAU3SLX2	49037524 40413789	IP SP	● ○	● ●
	72	10	A	0,05	7.252	72 NBR 902	BAU3X2	49037523 40413788	IP SP	○ ○	● ●
	72	12	B	0,02	2.901	72 NBR 902	B1FUD2	334956 40412375	IP SP	○ ○	● ●
	72	12	C	0,02	2.901	72 NBR 902	B2FUD2	334920 40412351	IP SP	○ ○	● ●
	72	12	AS	0,05	7.252	72 NBR 902	BA SL	35525 40412088	IP SP	○ ○	● ●
	72	12	A	0,02	2.901	72 NBR 902	BAFUD2X7	355478 40412548	IP SP	○ ○	● ●
	80	10	AS	0,02	2.901	72 NBR 902	BAUDSL	12000498 40413523	IP SP	○ ○	● ●
	80	12	A	0,05	7.252	72 NBR 902	BAU3X2	524507 40413410	IP SP	○ ○	● ●
	80	13	C	0,02	2.901	72 NBR 902	B2FUD2	334921 40412352	IP SP	○ ○	● ●
80	13	A	0,05	7.252	75 FKM 585	BAUM3X1	49012064 40413694	IP SP	○ ○	● ●	
36	47	7	B	0,05	7.252	72 NBR 902	B1	20250 40411650	IP SP	○ ○	● ●
	47	7	A	0,05	7.252	72 NBR 902	BA	3441 40411061	IP SP	○ ○	● ●
	47	7	A	0,05	7.252	75 FKM 260466	BAUM3X7	49342498 49342499	IP SP	○ ○	● ●
	47	7	A	0,05	7.252	75 FKM 585	BAUM3X7	403084 40412757	IP SP	○ ○	● ●
	50	7	B	0,05	7.252	72 NBR 902	B1	31481	-	○	○
	50	7	A	0,02	2.901	72 NBR 902	BAFUD2X7	355476 40412546	IP SP	○ ○	● ●
	50	7	AS	0,05	7.252	75 FKM 585	BAUM3SLX7	410183 40412886	IP SP	● ○	● ●
	50	7	A	0,05	7.252	75 FKM 585	BAUM3X7	49326855 49326915	IP SP	○ ○	● ●
	50	10	A	0,05	7.252	72 NBR 902	BA	8074 40411283	IP SP	○ ○	● ●
	52	7	B	0,05	7.252	72 NBR 902	B1 U3	19470 40411517	IP SP	○ ○	● ●
	52	7	B	0,05	7.252	72 NBR 902	B1U3	424793	-	○	○
	52	7	A	0,05	7.252	72 NBR 902	BAU3X2	49009240 40413661	IP SP	● ○	● ●
	52	7	A	0,05	7.252	75 FKM 260466	BAUM3X7	49342500 49342501	IP SP	○ ○	● ●

d <sub>1</sub> [mm]	d <sub>2</sub> [mm]	b [mm]	DIN Norm	[MPa] Pressure [psi]	Material	Design	Part No.	PU <sup>1)</sup>	US	EU	
36	52	7	A	0,05	7.252	75 FKM 585	BAUM3X7	410781 40412903	IP SP	○ ○	● ●
	52	9	C	0,05	7.252	72 NBR 902	B 2	2865 40411043	IP SP	○ ○	● ●
	52	9	B	0,05	7.252	72 NBR 902	B1	19471	-	○	○
	54	7	A	0,05	7.252	72 NBR 902	BAU3X2	533282 40413513	IP SP	○ ○	● ●
	56	10	C	0,05	7.252	72 NBR 902	B 2	22988	-	○	○
	56	10	A	0,05	7.252	72 NBR 902	BA U3	8083 40411285	IP SP	○ ○	● ●
	56	12	C	0,05	7.252	72 NBR 902	B 2	22720	-	○	○
	62	7	A	0,05	7.252	72 NBR 902	BA	18265 40411475	IP SP	○ ○	● ●
	62	7	AS	0,02	2.901	72 NBR 902	BAUD2SLX7	12014769 40413618	IP SP	○ ○	● ●
	62	9	C	0,05	7.252	72 NBR 902	B 2	18224	-	○	○
	62	10	C	0,05	7.252	72 NBR 902	B 2	22721 40411691	IP SP	○ ○	● ●
	62	12	C	0,05	7.252	72 NBR 902	B2	22991 40411776	IP SP	○ ○	● ●
	68	10	AS	0,05	7.252	72 NBR 902	BAU4SLX2	475374 40413165	IP SP	○ ○	● ●
	72	12	C	0,05	7.252	72 NBR 902	B 2	22993 40411777	IP SP	○ ○	● ●
37	47	6	AS	*	*	75 FKM 595	BAB1SLO 5	49337417 49338147	IP SP	○ ○	● ●
	52	8	A	0,05	7.252	72 NBR 902	BA U3	8112 40411287	IP SP	○ ○	● ●
	52	10	C	0,05	7.252	72 NBR 902	B2 U3	20711 40411669	IP SP	○ ○	● ●
	56	10	C	0,05	7.252	72 NBR 902	B 2	27478 40412055	IP SP	○ ○	● ●
	58	13	C	0,05	7.252	72 NBR 902	B 2	23496 40411999	IP SP	○ ○	● ●
	62	9	C	0,05	7.252	72 NBR 902	B2 U3	22996 40411778	IP SP	○ ○	● ●
	62	10	A	0,05	7.252	72 NBR 902	BA	8118 40411288	IP SP	○ ○	● ●
80	13	C	0,05	7.252	72 NBR 902	B2 U3	22999	-	○	○	
38	50	6	AS	*	*	72 NBR 902	BAB2SL	523552 40413365	IP SP	● ○	● ●
	50	7	B	0,05	7.252	72 NBR 902	B1 U3	20372 40411659	IP SP	○ ○	● ●
	50	7	BS	0,05	7.252	72 NBR 902	B1 U3 SL	20093 40411617	IP SP	○ ○	● ●
	50	7	A	0,02	2.901	72 NBR 902	BAFUD2X7	334309 40412192	IP SP	○ ○	● ●
	50	7	A	0,05	7.252	75 FKM 260466	BAUM3X7	49342503 49342504	IP SP	○ ○	● ●
	50	7	A	0,05	7.252	75 FKM 585	BAUM3X7	410782 40412904	IP SP	○ ○	● ●
	52	7	BS	0,05	7.252	72 NBR 902	B1 U3 SL1	13610 40411450	IP SP	○ ○	● ●
	52	7	B	0,02	2.901	72 NBR 902	B1FUD2	334371 40412231	IP SP	○ ○	● ●
	52	7	AS	0,05	7.252	72 NBR 902	BAU3SLX2	49002810 40413641	IP SP	● ○	● ●
	52	7	A	0,05	7.252	72 NBR 902	BAU3X2	49008124 40413656	IP SP	○ ○	● ●

d <sub>1</sub> [mm]	d <sub>2</sub> [mm]	b [mm]	DIN Norm	[MPa]	Pressure [psi]	Material	Design	Part No.	PU <sup>1)</sup>	US	EU
38	52	7	AS	0,05	7.252	75 FKM 585	BAUM3SLX7	410184 40412887	IP SP	● ○	● ●
	52	7	A	0,05	7.252	75 FKM 260466	BAUM3X7	49342505 49342506	IP SP	○ ○	● ●
	52	7	A	0,05	7.252	75 FKM 585	BAUM3X7	402914 40412752	IP SP	○ ○	● ●
	52	8	A	0,05	7.252	72 NBR 902	BA U3	17193 40411473	IP SP	○ ○	● ●
	52	10	B	0,02	2.901	72 NBR 902	B1FUD2	334689 40412305	IP SP	○ ○	● ●
	52	10	A	0,05	7.252	72 NBR 902	BA U3	8135 40411289	IP SP	○ ○	● ●
	54	6,50	A	0,05	7.252	72 NBR 902	BA	8137 40411290	IP SP	○ ○	● ●
	54	10	A	0,05	7.252	72 NBR 902	BA	8141 40411291	IP SP	○ ○	● ●
	55	7	B	0,05	7.252	72 NBR 902	B1 U3	2507 40411013	IP SP	○ ○	● ●
	55	7	A	0,05	7.252	72 NBR 902	BAU3X2	49002526 40413639	IP SP	● ○	● ●
	55	7	A	0,05	7.252	75 FKM 260466	BAUM3X7	49342507 49342508	IP SP	○ ○	● ●
	55	7	A	0,05	7.252	75 FKM 585	BAUM3X7	388816 40412641	IP SP	○ ○	● ●
	55	8	C	1	145	PTFE F56101	B2PT	406700 40412815	IP SP	○ ○	● ●
	55	9	C	0,05	7.252	72 NBR 902	B2 U3	2486 40411007	IP SP	○ ○	● ●
	55	10	C	0,05	7.252	72 NBR 902	B2 U3	23000	-	○	○
	55	10	A	0,05	7.252	72 NBR 902	BA	356911	-	○	○
	55	10	A	0,05	7.252	72 NBR 902	BA U3	8145 40411292	IP SP	○ ○	● ●
	55	10	AS	0,05	7.252	75 FKM 585	BAUM3SLX7	476382 40413168	IP SP	○ ○	● ●
	55	12	C	0,05	7.252	72 NBR 902	B2 U3	23001	-	○	○
	56	10	C	0,05	7.252	72 NBR 902	B2 U3	23002 40411779	IP SP	○ ○	● ●
	56	10	A	0,05	7.252	72 NBR 902	BAU3X2	49073380 40413878	IP SP	● ○	● ●
	56	10	AS	0,05	7.252	75 FKM 585	BAUM3SLX7	49042633	-	○	○
	56	12	C	0,05	7.252	72 NBR 902	B 2 FG	23003	-	○	○
	56	12	B	0,05	7.252	72 NBR 902	B1	19785	-	○	○
	58	10	A	0,05	7.252	72 NBR 902	BA	8151 40411293	IP SP	○ ○	● ●
	60	7	A	0,05	7.252	75 FKM 260466	BAUM3X7	49342509 49342510	IP SP	○ ○	● ●
	60	7	A	0,05	7.252	75 FKM 585	BAUM3X7	410783 40412905	IP SP	○ ○	● ●
	60	10	A	0,05	7.252	72 NBR 902	BA U3	8153 40411294	IP SP	○ ○	● ●
	62	7	B	0,02	2.901	72 NBR 902	B1FUD2	334957	-	○	○
	62	7	A	0,05	7.252	72 NBR 902	BA U3	13052 40411448	IP SP	○ ○	● ●
	62	7	AS	0,05	7.252	75 FKM 585	BAUM3SLX7	407134 40412860	IP SP	● ○	● ●
	62	7	A	0,05	7.252	75 FKM 585	BAUM3X7	400528 40412723	IP SP	○ ○	● ●
	62	7	A	0,05	7.252	75 FKM 260466	BAUM3X7	49311718 49340742	IP SP	○ ○	● ●



d <sub>1</sub> [mm]	d <sub>2</sub> [mm]	b [mm]	DIN Norm	[MPa]	Pressure [psi]	Material	Design	Part No.	PU <sup>1)</sup>	US	EU
38	62	9	C	0,02	2.901	72 NBR 902	B2FUD2	334922	-	○	○
	62	10	C	0,02	2.901	72 NBR 902	B2FUD2	334923 40412353	IP SP	○ ○	● ●
	62	10	A	0,05	7.252	72 NBR 902	BA U3	8156 40411295	IP SP	○ ○	● ●
	62	12	B	0,02	2.901	72 NBR 902	B1FUD2	334274	-	○	○
	62	12	C	0,02	2.901	72 NBR 902	B2FUD2	334924 40412354	IP SP	○ ○	● ●
	62	12	A	0,05	7.252	72 NBR 902	BA	8162 40411296	IP SP	○ ○	● ●
	65	10	C	0,05	7.252	72 NBR 902	B 2	23008	-	○	○
	65	10	A	0,05	7.252	72 NBR 902	BA FG	8165 40411297	IP SP	○ ○	● ●
	65	10	AS	0,05	7.252	72 NBR 902	BAU3SL	325682 40412157	IP SP	○ ○	● ●
	72	10	A	0,02	2.901	72 NBR 902	BAUD2	523550 40413363	IP SP	○ ○	● ●
	72	12	C	0,05	7.252	72 NBR 902	B2 U3	23012 40411780	IP SP	○ ○	● ●
	72	12	A	0,05	7.252	72 NBR 902	BA U3	302909	-	○	○
	74	10	AS	0,05	7.252	72 NBR 902	BA U3 SL	8167 40411298	IP SP	○ ○	● ●
	80	12	A	0,05	7.252	72 NBR 902	BA	8169 40411299	IP SP	○ ○	● ●
	90	12	A	0,05	7.252	72 NBR 902	BAU3X27	453161	-	○	○
90	12	A	0,05	7.252	75 FKM 585	BAUM4X7	49066498	-	○	○	
39	52	6,50	B	0,05	7.252	72 NBR 902	B1	7990 40411274	IP SP	○ ○	● ●
	55,50	9	B	0,05	7.252	72 NBR 902	B1 U3	19480 40411519	IP SP	○ ○	● ●
	62	12	C	0,05	7.252	72 NBR 902	B2	23016 40411781	IP SP	○ ○	● ●
40	47	4	B	-	-	72 NBR 902	B1OF	49325740 40412496	IP SP	○ ○	● ●
	50	7	A	0,05	7.252	72 NBR 902	BAU2X2	475178 40413158	IP SP	○ ○	● ●
	52	6	A	0,02	2.901	72 NBR 902	BAFUD1X7	334824 40412325	IP SP	● ○	● ●
	52	7	B	0,02	2.901	72 NBR 902	B1FUD2	334276 40412177	IP SP	○ ○	● ●
	52	7	BS	0,02	2.901	72 NBR 902	B1FUD2SL	355635 40412568	IP SP	○ ○	● ●
	52	7	AS	*	*	72 NBR 902	BAB2SL0,5	49313078 49321960	IP SP	● ○	● ●
	52	7	AS	0,05	7.252	72 NBR 902	BAD SL	8222 40411301	IP SP	○ ○	● ●
	52	7	AS	0,05	7.252	72 NBR 902	BAU3SLX2	525281 40413427	IP SP	● ○	● ●
	52	7	A	0,05	7.252	72 NBR 902	BAU3X2	49032729 40413760	IP SP	○ ○	● ●
	52	7	AS	0,05	7.252	75 FKM 585	BAUM3SLX7	521007 40413309	IP SP	○ ○	● ●
	52	7	A	0,05	7.252	75 FKM 585	BAUM3X7	388077 40412637	IP SP	● ○	● ●
	52	7	A	0,05	7.252	75 FKM 260466	BAUM3X7	49313624 49340743	IP SP	○ ○	● ●
	52	8	C	1	145	PTFE F56101	B2PT	406701 40412816	IP SP	○ ○	● ●
	52	8	A	0,05	7.252	72 NBR 902	BA	8226 40411302	IP SP	○ ○	● ●
	52	12	B	0,05	7.252	72 NBR 902	B1	21706	-	○	○

d <sub>1</sub> [mm]	d <sub>2</sub> [mm]	b [mm]	DIN Norm	[MPa]	Pressure [psi]	Material	Design	Part No.	PU <sup>1)</sup>	US	EU
40	55	6	AS	*	*	75 FKM 595	BAB3 SLO5	49035486 40413773	IP SP	● ○	● ●
	55	6	AS	*	*	72 NBR 902	BAB3SLO5	49034624 40413771	IP SP	● ○	● ●
	55	7	B	0,02	2.901	72 NBR 902	B1FUD2	334372 40412232	IP SP	○ ○	● ●
	55	7	AS	0,05	7.252	72 NBR 902	BAU3SLX2	49068383 40413859	IP SP	● ○	● ●
	55	7	A	0,05	7.252	72 NBR 902	BAU3X2	478753 40413228	IP SP	● ○	● ●
	55	7	AS	0,05	7.252	75 FKM 585	BAUM3SLX7	407135 40412861	IP SP	● ○	● ●
	55	7	A	0,05	7.252	75 FKM 260466	BAUM3X7	49344468 49344558	IP SP	○ ○	● ●
	55	7	A	0,05	7.252	75 FKM 585	BAUM3X7	388060 40412634	IP SP	● ○	● ●
	55	8	B	0,05	7.252	72 NBR 902	B1	19483 40411520	IP SP	○ ○	● ●
	55	8	C	1	145	PTFE F56101	B2PT	406702 40412817	IP SP	○ ○	● ●
	55	8	A	0,02	2.901	72 NBR 902	BAFUD2X7	423373 40412976	IP SP	○ ○	● ●
	55	8	AS	0,05	7.252	72 NBR 902	BAU3SLX2	529404 40413470	IP SP	● ○	● ●
	55	9	BS	0,05	7.252	72 NBR 902	B1 U3 SL	126187	-	○	○
	55	9	C	0,02	2.901	72 NBR 902	B2FUD2	334363 40412227	IP SP	○ ○	● ●
	55	10	B	0,02	2.901	72 NBR 902	B1FUD2	334658 40412282	IP SP	○ ○	● ●
	55	10	AS	0,05	7.252	72 NBR 902	BA SL	8235 40411304	IP SP	○ ○	● ●
	55	10	A	0,05	7.252	72 NBR 902	BA U3	8234 40411303	IP SP	○ ○	● ●
	55	12	C	0,02	2.901	72 NBR 902	B2FUD2	334687 40412304	IP SP	○ ○	● ●
	55	12	A	0,05	7.252	72 NBR 902	BA	8239 40411305	IP SP	○ ○	● ●
	55,50	9	B	0,05	7.252	72 NBR 902	B1 U3	19484	-	○	○
	56	6	AS	*	*	72 NBR 902	BAB2SL	12001693 40413532	IP SP	○ ○	● ●
	56	7	AS	0,05	7.252	75 FKM 585	BAUM3SLX7	49343038 49343070	IP SP	○ ○	● ●
	56	7	AS	0,05	7.252	72 NBR 902	BAUM3SLX7	49343071 49343072	IP SP	● ○	● ●
	56	7	A	0,05	7.252	75 FKM 585	BAUM3X7	49343074 49343075	IP SP	○ ○	● ●
	56	7	A	0,05	7.252	72 NBR 902	BAUM3X7	49343078 49343079	IP SP	○ ○	● ●
	56	10	B	0,05	7.252	72 NBR 902	B1 U3	19790 40411560	IP SP	○ ○	● ●
	56	10	C	0,05	7.252	72 NBR 902	B2 U3	22725 40411692	IP SP	○ ○	● ●
	56	12	C	0,05	7.252	72 NBR 902	B2 U3	22726	-	○	○
	58	8	AS	*	*	72 NBR 902	BABSLO 5	411826 40412933	IP SP	○ ○	● ●
	58	9	B	0,05	7.252	72 NBR 902	B1 U3	19486 40411521	IP SP	○ ○	● ●
	58	9	BS	0,05	7.252	72 NBR 902	B1 U3 SL	20095 40411618	IP SP	○ ○	● ●
	58	9	AS	0,02	2.901	72 NBR 902	BAFUD2SLX7	355477 40412547	IP SP	○ ○	● ●

d <sub>1</sub> [mm]	d <sub>2</sub> [mm]	b [mm]	DIN Norm	[MPa] Pressure [psi]	Material	Design	Part No.	PU <sup>1)</sup>	US	EU	
40	58	9	AS	0,05	7.252	75 FKM 585	BAUM3SLX7	418363 40412948	IP SP	○ ○	● ●
	58	9	A	0,05	7.252	75 FKM 585	BAUM3X7	49326856 49326916	IP SP	○ ○	● ●
	58	10	C	0,05	7.252	72 NBR 902	B2 U3	39660 40412097	IP SP	○ ○	● ●
	58	12	A	0,05	7.252	72 NBR 902	BA U4	8254 40411307	IP SP	○ ○	● ●
	60	8	C	1	145	PTFE F56101	B2PT	406713 40412818	IP SP	○ ○	● ●
	60	10	CS	0,05	7.252	72 NBR 902	B 2 SL	23632 40412015	IP SP	○ ○	● ●
	60	10	B	0,05	7.252	72 NBR 902	B1 U3	31466 40412063	IP SP	○ ○	● ●
	60	10	C	0,05	7.252	72 NBR 902	B2U3	23019 40411782	IP SP	○ ○	● ●
	60	10	A	0,02	2.901	72 NBR 902	BAFUD2X7	334311 40412193	IP SP	● ○	● ●
	60	10	AS	0,05	7.252	72 NBR 902	BAU3SLX2	49023925 40413743	IP SP	○ ○	● ●
	60	10	A	0,05	7.252	75 FKM 260466	BAUM3X7	49342511 49342512	IP SP	○ ○	● ●
	60	10	A	0,05	7.252	75 FKM 585	BAUM3X7	402487 40412745	IP SP	○ ○	● ●
	60	12	B	0,05	7.252	72 NBR 902	B1	19792 40411561	IP SP	○ ○	● ●
	60	12	C	0,05	7.252	72 NBR 902	B2 U3	23020 40411783	IP SP	○ ○	● ●
	60	12	A	0,05	7.252	75 FKM 595	BA V11 U3	129960	-	○	○
	62	6	AS	*	*	72 NBR 902	BAB S10 5	3018 40411054	IP SP	● ○	● ●
	62	6	AS	*	*	75 FKM 595	BAB3 S105	528295 40413456	IP SP	● ○	● ●
	62	7	B	0,02	2.901	72 NBR 902	B1FUD2	334383 40412242	IP SP	● ○	● ●
	62	7	AS	0,05	7.252	72 NBR 902	BAU3SLX2	478770 40413241	IP SP	● ○	● ●
	62	7	A	0,05	7.252	72 NBR 902	BAU3X2	478752 40413227	IP SP	● ○	● ●
	62	7	AS	0,05	7.252	75 FKM 260466	BAUM3SLX7	49339571 49343951	IP SP	○ ○	● ●
	62	7	AS	0,05	7.252	75 FKM 585	BAUM3SLX7	410185 40412888	IP SP	● ○	● ●
	62	7	A	0,05	7.252	75 FKM 585	BAUM3X7	388076 40413907	IP SP	● ○	● ●
	62	7	A	0,05	7.252	75 FKM 260466	BAUM3X7	49311678 49340745	IP SP	○ ○	● ●
	62	8	C	1	145	PTFE F56101	B2PT	406715 40412819	IP SP	○ ○	● ●
	62	8	AS	0,05	7.252	72 NBR 902	BAU2SLX2	477523 40413178	IP SP	● ○	● ●
	62	9	CS	0,05	7.252	72 NBR 902	B2 U3 SL2	34896 40412082	IP SP	○ ○	● ●
	62	9	C	0,02	2.901	72 NBR 902	B2FUD2	334354 40412218	IP SP	○ ○	● ●
	62	10	BS	0,05	7.252	72 NBR 902	B1 U3 SL2	20142 40411629	IP SP	○ ○	● ●
	62	10	B	0,02	2.901	72 NBR 902	B1FUD2	334385 40412244	IP SP	○ ○	● ●
	62	10	C	0,02	2.901	72 NBR 902	B2FUD2	334684 40412301	IP SP	○ ○	● ●
	62	10	AS	0,05	7.252	72 NBR 902	BAU3SLX2	49023829 40413740	IP SP	● ○	● ●

d <sub>1</sub> [mm]	d <sub>2</sub> [mm]	b [mm]	DIN Norm	[MPa]	Pressure [psi]	Material	Design	Part No.	PU <sup>1)</sup>	US	EU
40	62	10	A	0,05	7.252	72 NBR 902	BAU4X2	531174 40413494	IP SP	● ○	● ●
	62	12	BS	0,05	7.252	72 NBR 902	B1 D SL	20143 40411630	IP SP	○ ○	● ●
	62	12	B	0,02	2.901	72 NBR 902	B1FUD2	334669 40412291	IP SP	○ ○	● ●
	62	12	C	0,02	2.901	72 NBR 902	B2FUD2	334670 40412292	IP SP	○ ○	● ●
	62	12	A	0,05	7.252	72 NBR 902	BA U3	8286 40411309	IP SP	○ ○	● ●
	65	10	C	0,05	7.252	72 NBR 902	B 2	23023 40411784	IP SP	○ ○	● ●
	65	10	B	0,05	7.252	72 NBR 902	B1 U3	19795 40411562	IP SP	○ ○	● ●
	65	10	AS	0,05	7.252	72 NBR 902	BA SL	39765 40412098	IP SP	○ ○	● ●
	65	10	A	0,02	2.901	72 NBR 902	BAFUD2X7	355482 40412551	IP SP	○ ○	● ●
	65	12	B	0,05	7.252	72 NBR 902	B1 U3	19796	-	○	○
	65	12	C	0,05	7.252	72 NBR 902	B2 U3	23024 40411785	IP SP	○ ○	● ●
	65	12	CS	0,05	7.252	72 NBR 902	B2 U3 SL	23446 40411990	IP SP	○ ○	● ●
65	12	A	0,05	7.252	72 NBR 902	BA	8298 40411310	IP SP	○ ○	● ●	
68	6	AS	0,05	7.252	72 NBR 902	BAU1SLX2	529094 40413460	IP SP	○ ○	● ●	
68	6	AS	0,05	7.252	75 FKM 585	BAUM1SLX12	529095 40413461	IP SP	○ ○	● ●	
68	7	B	0,05	7.252	72 NBR 902	B1 U3	21687 40411677	IP SP	○ ○	● ●	
68	8	AS	0,05	7.252	72 NBR 902	BAU2SLX2	49029022 40413753	IP SP	○ ○	● ●	
68	8	AS	0,05	7.252	72 NBR 902	BAU3SLX2	49068666 40413862	IP SP	● ○	● ●	
68	8	A	0,05	7.252	72 NBR 902	BAU3X2	49001672 40413636	IP SP	● ○	● ●	
68	8	AS	0,05	7.252	75 FKM 585	BAUM3SLX7	477665 40413188	IP SP	○ ○	● ●	
68	8	A	0,05	7.252	75 FKM 585	BAUM3X7	49012132 40413710	IP SP	○ ○	● ●	
68	10	A	0,05	7.252	72 NBR 902	BAU3X2	524498 40413404	IP SP	○ ○	● ●	
68	12	C	0,05	7.252	72 NBR 902	B 2 FG	23025 40411786	IP SP	○ ○	● ●	
68	12	B	0,05	7.252	72 NBR 902	B1	19797 40411563	IP SP	○ ○	● ●	
70	8	A	0,05	7.252	72 NBR 902	BA	8304 40411311	IP SP	○ ○	● ●	
70	10	A	0,05	7.252	72 NBR 902	BA	8307 40411312	IP SP	○ ○	● ●	
70	12	C	0,05	7.252	72 NBR 902	B 2	23026 40411787	IP SP	○ ○	● ●	
72	7	B	0,05	7.252	72 NBR 902	B1	2567 40411022	IP SP	○ ○	● ●	
72	7	AS	0,05	7.252	72 NBR 902	BAU3SLX2	478772 40413243	IP SP	● ○	● ●	
72	7	A	0,05	7.252	72 NBR 902	BAU3X2	49037526 40413791	IP SP	○ ○	● ●	
72	7	AS	0,05	7.252	75 FKM 585	BAUM3SLX7	49332335 49343681	IP SP	○ ○	● ●	
72	7	A	0,05	7.252	75 FKM 260466	BAUM3X7	49342513 49342514	IP SP	○ ○	● ●	

d <sub>1</sub> [mm]	d <sub>2</sub> [mm]	b [mm]	DIN Norm	[MPa]	Pressure [psi]	Material	Design	Part No.	PU <sup>1)</sup>	US	EU
40	72	7	A	0,05	7.252	75 FKM 585	BAUM3X7	400807 40412732	IP SP	○ ○	● ●
	72	9	C	0,05	7.252	72 NBR 902	B 2	9548	-	○	○
	72	10	C	0,05	7.252	72 NBR 902	B2 U3	23027 40411788	IP SP	○ ○	● ●
	72	10	AS	0,05	7.252	72 NBR 902	BAU2SLX2	477144 40413172	IP SP	● ○	● ●
	72	10	AS	0,05	7.252	75 FKM 585	BAU2SLX2	477147 40413175	IP SP	○ ○	● ●
	72	12	C	0,05	7.252	72 NBR 902	B 2 U3	23028 40411789	IP SP	○ ○	● ●
	72	12	B	0,05	7.252	72 NBR 902	B1 FG	19801 40411564	IP SP	○ ○	● ●
	72	12	A	0,05	7.252	72 NBR 902	BA U4	8312 40411314	IP SP	○ ○	● ●
	80	7	AS	0,05	7.252	72 NBR 902	BAU3SLX2	49004252 40413649	IP SP	○ ○	● ●
	80	7	AS	0,05	7.252	75 FKM 585	BAUM3SLX1	49011968 40413686	IP SP	○ ○	● ●
	80	10	AS	0,05	7.252	75 FKM 585	BAU3SLX1	49310289 40413039	IP SP	● ○	● ●
	80	10	AS	0,05	7.252	72 NBR 902	BAU3SLX2	455619 40413040	IP SP	● ○	● ●
	80	10	A	0,05	7.252	75 FKM 585	BAU3X1	49326857 49326917	IP SP	○ ○	● ●
	80	10	A	0,05	7.252	72 NBR 902	BAU3X2	49037525 40413790	IP SP	○ ○	● ●
	80	10	A	0,05	7.252	75 FKM 260466	BAUM3	49331590 49342472	IP SP	○ ○	● ●
	80	12	AS	0,02	2.901	72 NBR 902	BA SL	12011162 40413578	IP SP	○ ○	● ●
80	13	C	0,05	7.252	72 NBR 902	B2U4	23030 40411790	IP SP	○ ○	● ●	
80	13	A	0,05	7.252	72 NBR 902	BA FG D	8318 49332267	IP SP	○ ○	● ●	
85	10	AS	0,05	7.252	72 NBR 902	BAU3SLX2	523394 40413355	IP SP	○ ○	● ●	
85	10	A	0,05	7.252	72 NBR 902	BAU3X2	523393 40413354	IP SP	○ ○	● ●	
85	10	A	0,05	7.252	75 FKM 260466	BAUM3X7	49342515 49342516	IP SP	○ ○	● ●	
85	10	A	0,05	7.252	75 FKM 585	BAUM3X7	474893 40413155	IP SP	○ ○	● ●	
90	8	AS	0,02	2.901	72 NBR 902	BAUD2SL	12012533 40413611	IP SP	● ○	● ●	
90	10	AS	0,05	7.252	72 NBR 902	BAU2SLX2	520957 40413305	IP SP	● ○	● ●	
90	10	A	0,05	7.252	72 NBR 902	BAU2X2	49037527 40413792	IP SP	○ ○	● ●	
90	10	A	0,05	7.252	75 FKM 585	BAUM2	49326799 49326823	IP SP	○ ○	● ●	
90	10	AS	0,05	7.252	75 FKM 585	BAUM2SLX1	520956 40413304	IP SP	○ ○	● ●	
90	12	AS	0,02	2.901	72 NBR 902	BAFUD2SLX7	407522 40412873	IP SP	○ ○	● ●	
41	56	10	A	0,05	7.252	72 NBR 902	BAD	153820 40412139	IP SP	○ ○	● ●
	62	10	C	0,05	7.252	72 NBR 902	B2 U4	23031 40411791	IP SP	○ ○	● ●

d <sub>1</sub> [mm]	d <sub>2</sub> [mm]	b [mm]	DIN Norm	[MPa]	Pressure [psi]	Material	Design	Part No.	PU <sup>1)</sup>	US	EU
42	55	7	B	0,05	7.252	72 NBR 902	B1 U3	19491 40411522	IP SP	○ ○	● ●
	55	7	A	0,05	7.252	72 NBR 902	BAU3X2	49031451 40413759	IP SP	○ ○	● ●
55	8	B	0,05	7.252	72 NBR 902	B1 U4	13997 40411460	IP SP	○ ○	● ●	
	8	C	1	145	PTFE F56101	B2PT	406716 40412820	IP SP	○ ○	● ●	
55	8	AS	0,02	2.901	72 NBR 902	BAFUD3SLX7	407523 40412874	IP SP	○ ○	● ●	
	8	A	0,05	7.252	72 NBR 902	BAU3X2	530818 40413485	IP SP	○ ○	● ●	
55	8	AS	0,05	7.252	75 FKM 585	BAUM4SLX7	404322 40412763	IP SP	○ ○	● ●	
	10	BS	0,05	7.252	72 NBR 902	B1SL	29870 40412058	IP SP	○ ○	● ●	
56	7	B	0,05	7.252	72 NBR 902	B1	7994 40411275	IP SP	○ ○	● ●	
	7	AS	0,05	7.252	72 NBR 902	BA U3 SL	121799 40412121	IP SP	○ ○	● ●	
56	7	A	0,05	7.252	72 NBR 902	BAU3	523558 40413369	IP SP	○ ○	● ●	
	9	B	0,05	7.252	72 NBR 902	B1	19494 40411523	IP SP	○ ○	● ●	
60	10	B	0,05	7.252	72 NBR 902	B1 U4	19804 40411565	IP SP	○ ○	● ●	
	10	C	0,05	7.252	72 NBR 902	B2 U4	22728 49332181	IP SP	○ ○	● ●	
60	10	A	0,05	7.252	72 NBR 902	BA	8356 40411315	IP SP	○ ○	● ●	
	12	C	0,05	7.252	72 NBR 902	B2 U4	23034 40411792	IP SP	○ ○	● ●	
62	7	BS	0,05	7.252	72 NBR 902	B1 SL	4004 40411072	IP SP	○ ○	● ●	
	7	B	0,05	7.252	72 NBR 902	B1 U3	19495 40411524	IP SP	○ ○	● ●	
62	7	AS	*	*	72 NBR 902	BAB3SLO 5	383616 40412621	IP SP	● ○	● ●	
	7	AS	*	*	75 FKM 585	BAB3SLO,5	49313742 49321946	IP SP	● ○	● ●	
62	8	B	0,05	7.252	72 NBR 902	B1 U4	14004 40411461	IP SP	○ ○	● ●	
	8	A	0,05	7.252	72 NBR 902	BAU4X2	478766 40413238	IP SP	○ ○	● ●	
62	8	AS	0,02	2.901	72 NBR 902	BAUD3SL	12011163 40413579	IP SP	● ○	● ●	
	8	AS	0,05	7.252	75 FKM 260466	BAUM4SLX7	49339572 49343819	IP SP	○ ○	● ●	
62	8	AS	0,05	7.252	75 FKM 585	BAUM4SLX7	524291 40413400	IP SP	○ ○	● ●	
	8	A	0,05	7.252	75 FKM 585	BAUM4X7	388822 40412642	IP SP	● ○	● ●	
62	10	B	0,05	7.252	72 NBR 902	B1 U4	19806 40411566	IP SP	○ ○	● ●	
	10	C	0,05	7.252	72 NBR 902	B2 U4	22729 49332225	IP SP	○ ○	● ●	
62	10	CS	0,05	7.252	72 NBR 902	B2 U4 SL2	20700 40411668	IP SP	○ ○	● ●	
	10	A	0,05	7.252	72 NBR 902	BA U4	8363 40411316	IP SP	○ ○	● ●	
62	12	B	0,05	7.252	72 NBR 902	B1 U4	19807 40411567	IP SP	○ ○	● ●	

d <sub>1</sub> [mm]	d <sub>2</sub> [mm]	b [mm]	DIN Norm	[MPa] Pressure [psi]	Material	Design	Part No.	PU <sup>1)</sup>	US	EU
42	62	12	BS	0,05	7.252	72 NBR 902	B1 U4 SL	31467	IP	○ ●
			40412064					SP		
	62	12	C	0,05	7.252	72 NBR 902	B2 U4	23035	IP	○ ●
			40411793					SP		
	62	12	A	0,05	7.252	72 NBR 902	BA	8367	IP	○ ●
			40411317					SP		
	65	10	C	0,05	7.252	72 NBR 902	B2 U4	23036	-	○ ○
			8373					IP		
	65	10	A	0,05	7.252	72 NBR 902	BA		40411318	SP
			466342					IP	○ ●	
	65	10	AS	0,02	2.901	72 NBR 902	BAFUD3SLX7			40413083
			389459					IP	○ ●	
	65	10	A	0,05	7.252	75 FKM 585	BAUM4X7			40412662
			19811					-	○ ○	
	65	12	B	0,05	7.252	72 NBR 902	B1 U4			23037
			40411794					SP	○ ●	
	66	13	C	0,05	7.252	72 NBR 902	B 2	23038	-	○ ○
			407044					-		
	68	8	A	0,05	7.252	75 FKM 585	BAUM4X7		49011583	IP
			40413677					SP	○ ●	
68	10	C	0,05	7.252	72 NBR 902	B2U4X2	334958	-	○ ○	
		49001667					IP			● ●
72	8	B	0,02	2.901	72 NBR 902	B1FUD3		40413635	SP	
		475175					IP	● ●		
72	8	A	0,05	7.252	72 NBR 902	BAU3X2			40413156	SP
		477669					IP	○ ●		
72	8	AS	0,05	7.252	72 NBR 902	BAU4SLX2			40413192	SP
		411519					IP	● ●		
72	8	A	0,05	7.252	75 FKM 585	BAUM4X7			40412922	SP
		334925					IP	○ ●		
72	10	C	0,02	2.901	72 NBR 902	B2FUD3			40412355	SP
		8381					IP	○ ●		
72	10	A	0,05	7.252	72 NBR 902	BA U4			40411319	SP
		450733					IP	○ ●		
72	10	AS	0,05	7.252	72 NBR 902	BAU4SLX27			40413011	SP
		334959					IP	○ ●		
72	12	B	0,02	2.901	72 NBR 902	B1FUD3			40412376	SP
		334926					-	○ ○		
72	12	C	0,02	2.901	72 NBR 902	B2FUD3			21189	-
		22732					IP	○ ●		
43	58	7,50	B	0,05	7.252	72 NBR 902			B1 U3	40411693
			40411320				SP	○ ●		
	60	10	C	0,05	7.252	72 NBR 902	B 2	22733	IP	○ ●
			40411694					SP		
	60	10	A	0,05	7.252	72 NBR 902	BA	22734	IP	○ ●
40411695			SP					○ ●		
62	10	C	0,05	7.252	72 NBR 902	B2U4	347394	IP	○ ●	
		40412516					SP			○ ●
72	10	C	0,05	7.252	72 NBR 902	B 2	22735	IP	○ ●	
		40411696					SP			○ ●
44	58,40	10	A	0,05	7.252	72 NBR 902	BA U4	8406	IP	○ ●
			40411321					SP		
60	10	C	0,05	7.252	72 NBR 902	B2 U4	23043	IP	○ ●	
		40411796					SP			○ ●
60	10	A	0,05	7.252	72 NBR 902	BA U4	8408	IP	○ ●	
		40411322					SP			○ ●
62	10	C	0,05	7.252	72 NBR 902	B2 U4	23044	-	○ ○	
		411520					IP			○ ●
62	12	C	0,05	7.252	72 NBR 902	B2 U4		40412923	SP	
		19815					-	○ ○		
65	8	A	0,05	7.252	75 FKM 585	BAUM4X7			23043	IP
		40411796					SP	○ ●		
65	10	B	0,05	7.252	72 NBR 902	B1	19815	-	○ ○	

d <sub>1</sub> [mm]	d <sub>2</sub> [mm]	b [mm]	DIN Norm	[MPa]	Pressure [psi]	Material	Design	Part No.	PU <sup>1)</sup>	US	EU
44	65	10	C	0,05	7.252	72 NBR 902	B2 U4	22736 40411697	IP SP	○ ○	● ●
	65	10	A	0,05	7.252	72 NBR 902	BA FG	8414 40411323	IP SP	○ ○	● ●
	70	12	C	0,05	7.252	72 NBR 902	B2 U4	23046 40411797	IP SP	○ ○	● ●
	72	10	A	0,05	7.252	72 NBR 902	BA	8420 40411324	IP SP	○ ○	● ●
	72	12	C	0,05	7.252	72 NBR 902	B 2 FG	23047	-	○	○
	80	13	A	0,05	7.252	72 NBR 902	BA U4	146270 40412132	IP SP	○ ○	● ●
45	52	4	B	-	-	72 NBR 902	B1OF	377784 40412614	IP SP	○ ○	● ●
	55	7	B	0,02	2.901	72 NBR 902	B1FUD2	334386 40412245	IP SP	○ ○	● ●
	55	7	AS	0,05	7.252	72 NBR 902	BAU2SLX27	49337920 40413512	IP SP	○ ○	● ●
	55	7	A	0,05	7.252	72 NBR 902	BAU2X2	49022656 40413738	IP SP	○ ○	● ●
	58	7	A	0,05	7.252	72 NBR 902	BA	8442 40411325	IP SP	○ ○	● ●
	58	7	AS	*	*	72 NBR 902	BAB3SLO 5	49306075 40412596	IP SP	● ○	● ●
	58	7	AS	0,02	2.901	72 NBR 902	BAUD2SL	12013433 40413616	IP SP	○ ○	● ●
	60	6	BS	0,05	7.252	72 NBR 902	B1 U2 SL X2	102203	-	○	○
	60	7	B	0,02	2.901	72 NBR 902	B1FUD2	335101 40412408	IP SP	○ ○	● ●
	60	7	BS	0,02	2.901	72 NBR 902	B1FUD2SL2	335102 40412409	IP SP	○ ○	● ●
	60	7	A	0,05	7.252	72 NBR 902	BAD	8447 40411326	IP SP	○ ○	● ●
	60	7	AS	0,05	7.252	72 NBR 902	BAU3SLX2	478771 40413242	IP SP	● ○	● ●
	60	7	A	0,05	7.252	72 NBR 902	BAU3X2	49311516 49336406	IP SP	● ○	● ●
	60	7	A	0,05	7.252	75 FKM 595	BAV1U3	121905 49332269	IP SP	○ ○	● ●
	60	8	B	0,02	2.901	72 NBR 902	B1FUD3	334384 40412243	IP SP	○ ○	● ●
	60	8	CS	0,05	7.252	72 NBR 902	B2 U3 SL2	23427 40411986	IP SP	○ ○	● ●
	60	8	C	1	145	PTFE F56101	B2PT	406717 40412821	IP SP	○ ○	● ●
	60	8	A	0,05	7.252	72 NBR 902	BAU4X2	524652 40413417	IP SP	● ○	● ●
	60	8	AS	0,02	2.901	72 NBR 902	BAUD3SL	12011165 40413580	IP SP	● ○	● ●
	60	8	AS	0,05	7.252	75 FKM 585	BAUM4SLX7	407136 40412862	IP SP	● ○	● ●
	60	8	A	0,05	7.252	75 FKM 260466	BAUM4X7	49314312 49340747	IP SP	○ ○	● ●
	60	8	A	0,05	7.252	75 FKM 585	BAUM4X7	397330 49314312	IP SP	● ○	● ●
	60	10	B	0,02	2.901	72 NBR 902	B1FUD3	334679 40412297	IP SP	○ ○	● ●
	60	10	C	0,02	2.901	72 NBR 902	B2FUD3	334682 40412299	IP SP	○ ○	● ●
	60	10	A	0,05	7.252	72 NBR 902	BA U4	8454 40411327	IP SP	○ ○	● ●
	60	12	C	0,02	2.901	72 NBR 902	B2FUD3	334681 40412298	IP SP	○ ○	● ●



d <sub>1</sub> [mm]	d <sub>2</sub> [mm]	b [mm]	DIN Norm	[MPa] Pressure [psi]	Material	Design	Part No.	PU <sup>1)</sup>	US	EU	
45	62	7	B	0,05	7.252	72 NBR 902	B1 D	19504 40411526	IP SP	○ ○	● ●
	62	7	AS	*	*	72 NBR 902	BABSLO 5	348882 40412519	IP SP	● ○	● ●
	62	7	AS	*	*	75 FKM 595	BABSLO 5	418708 40412956	IP SP	● ○	● ●
	62	7	A	0,05	7.252	72 NBR 902	BAU3X2	49028673 40413752	IP SP	○ ○	● ●
	62	7	A	0,05	7.252	75 FKM 260466	BAUM3X7	49344469 49344559	IP SP	○ ○	● ●
	62	7	A	0,05	7.252	75 FKM 585	BAUM3X7	522386 49334525	IP SP	○ ○	● ●
	62	7	A	0,05	7.252	75 FKM 260466	BAUM4X7	49344480 49344560	IP SP	○ ○	● ●
	62	7,50	AS	0,05	7.252	72 NBR 902	BAD SL	8461 40411328	IP SP	○ ○	● ●
	62	8	B	0,05	7.252	72 NBR 902	B1 U4	2499 40411011	IP SP	○ ○	● ●
	62	8	BS	0,05	7.252	72 NBR 902	B1U4SLX2	523595 40413378	IP SP	○ ○	● ●
	62	8	C	1	145	PTFE F56101	B2PT	406789 40412827	IP SP	○ ○	● ●
	62	8	AS	0,05	7.252	72 NBR 902	BAU4SLX2	529403 40413469	IP SP	○ ○	● ●
	62	8	A	0,05	7.252	72 NBR 902	BAU4X2	526947 40413452	IP SP	○ ○	● ●
	62	8	AS	0,05	7.252	75 FKM 585	BAUM4SLX7	49069905 40413865	IP SP	○ ○	● ●
	62	8	A	0,05	7.252	75 FKM 585	BAUM4X7	388081 40412638	IP SP	○ ○	● ●
	62	10	B	0,05	7.252	72 NBR 902	B1 U4	19822 40411568	IP SP	○ ○	● ●
	62	10	C	0,05	7.252	72 NBR 902	B2 U4	23048 40411798	IP SP	○ ○	● ●
	62	10	CS	0,05	7.252	72 NBR 902	B2 U4 SL2	34897 40412083	IP SP	○ ○	● ●
	62	10	AS	0,05	7.252	72 NBR 902	BA U4 SL2	8479 40411329	IP SP	○ ○	● ●
	62	10	A	0,02	2.901	72 NBR 902	BAFUD3X7	334295 40412187	IP SP	○ ○	● ●
	62	12	B	0,05	7.252	72 NBR 902	B1 U4	19823 40411569	IP SP	○ ○	● ●
	62	12	C	0,05	7.252	72 NBR 902	B2 U4	23049 40411799	IP SP	○ ○	● ●
	62	12	CS	0,02	2.901	72 NBR 902	B2FUD3SL	334351 40412215	IP SP	○ ○	● ●
	62	12	A	0,05	7.252	72 NBR 902	BAD	8483 40411330	IP SP	○ ○	● ●
65	7	7	AS	*	*	75 FKM 595	BAB3 SLO5	49035662 40413774	IP SP	○ ○	● ●
65	7	7	AS	*	*	72 NBR 902	BAB3SLO5F	526240 40413444	IP SP	○ ○	● ●
65	7	7	AS	0,05	7.252	75 FKM 585	BAUM3SLX7	49068659	-	○	○
65	8	8	B	0,02	2.901	72 NBR 902	B1FUD3	334645 40412269	IP SP	○ ○	● ●
65	8	8	C	1	145	PTFE F56101	B2PT	406792 40412828	IP SP	○ ○	● ●
65	8	8	AS	*	*	72 NBR 902	BAB3SL	12011524 40413599	IP SP	○ ○	● ●
65	8	8	A	0,05	7.252	72 NBR 902	BAU4X2	49037529 40413794	IP SP	○ ○	● ●

d <sub>1</sub> [mm]	d <sub>2</sub> [mm]	b [mm]	DIN Norm	[MPa]	Pressure [psi]	Material	Design	Part No.	PU <sup>1)</sup>	US	EU
45	65	8	A	0,05	7.252	75 FKM 585	BAUM4X7	398036 40412703	IP SP	● ○	● ●
	65	8	A	0,05	7.252	75 FKM 260466	BAUM4X7	49337906 49340749	IP SP	○ ○	● ●
65	10	B	0,02	2.901	72 NBR 902	B1FUD3	334644 40412268	IP SP	○ ○	● ●	
	65	10	BS	0,02	2.901	72 NBR 902	B1FUD3SL	334275 40412176	IP SP	○ ○	● ●
65	10	C	0,02	2.901	72 NBR 902	B2FUD3	334357 40412221	IP SP	○ ○	● ●	
	65	10	A	0,02	2.901	72 NBR 902	BAFUD3X7	355409 40412528	IP SP	● ○	● ●
65	10	AS	0,05	7.252	72 NBR 902	BAU4SLX2	49311442 49336408	IP SP	● ○	● ●	
	65	10	AS	0,05	7.252	75 FKM 585	BAUM4SLX7	405454 40412772	IP SP	● ○	● ●
65	12	B	0,02	2.901	72 NBR 902	B1FUD3	334646 40412270	IP SP	○ ○	● ●	
	65	12	C	0,02	2.901	72 NBR 902	B2FUD3	334366 40412229	IP SP	○ ○	● ●
66	6	A	0,05	7.252	72 NBR 902	BA	31719 40412070	IP SP	○ ○	● ●	
	66	6	AS	0,05	7.252	72 NBR 902	BAU2SLX2	49019342 40413730	IP SP	● ○	● ●
68	10	C	0,05	7.252	72 NBR 902	B 2	25586 40412047	IP SP	○ ○	● ●	
	68	10	A	0,05	7.252	72 NBR 902	BAUM4X7	49343935 40412557	IP SP	○ ○	● ●
68	10	AS	0,05	7.252	75 FKM 585	BAUM4SLX7	49343937 49343938	IP SP	○ ○	● ●	
	68	10	AS	0,05	7.252	72 NBR 902	BAUM4SLX7	49343962 49343964	IP SP	○ ○	● ●
68	10	A	0,05	7.252	75 FKM 585	BAUM4X7	472400 40413146	IP SP	○ ○	● ●	
	68	12	C	0,05	7.252	72 NBR 902	B 2 FG	23053 40411800	IP SP	○ ○	● ●
70	10	C	0,05	7.252	72 NBR 902	B2 U4	23591 40412012	IP SP	○ ○	● ●	
	70	10	A	0,02	2.901	72 NBR 902	BAUD3	12010957 40413559	IP SP	● ○	● ●
70	12	C	0,05	7.252	72 NBR 902	B 2 FG	23054 40411801	IP SP	○ ○	● ●	
	70	12	B	0,05	7.252	72 NBR 902	B1 U4	19827	-	○	○
72	7	B	0,05	7.252	72 NBR 902	B1 U3	19505 40411527	IP SP	○ ○	● ●	
	72	8	B	0,02	2.901	72 NBR 902	B1FUD3	334961 40412377	IP SP	○ ○	● ●
72	8	AS	0,05	7.252	72 NBR 902	BAU4SLX2	49006102 40413654	IP SP	● ○	● ●	
	72	8	A	0,05	7.252	72 NBR 902	BAU4X2	531104 40413490	IP SP	● ○	● ●
72	8	AS	0,05	7.252	75 FKM 585	BAUM4SLX7	431911 40412993	IP SP	● ○	● ●	
	72	8	A	0,05	7.252	75 FKM 585	BAUM4X7	388865 40412649	IP SP	● ○	● ●
72	10	B	0,02	2.901	72 NBR 902	B1FUD3	334277 40412178	IP SP	○ ○	● ●	
	72	10	C	0,02	2.901	72 NBR 902	B2FUD3	334927 40412357	IP SP	○ ○	● ●
72	10	A	0,05	7.252	72 NBR 902	BAU4X2	49018324 40413728	IP SP	○ ○	● ●	

d <sub>1</sub> [mm]	d <sub>2</sub> [mm]	b [mm]	DIN Norm	[MPa] Pressure [psi]	Material	Design	Part No.	PU <sup>1)</sup>	US	EU	
45	72	12	BS	0,05	7.252	72 NBR 902	B1 D SL	20147 40411631	IP SP	○ ○	● ●
	72	12	B	0,02	2.901	72 NBR 902	B1FUD3	334928 40412358	IP SP	○ ○	● ●
	72	12	C	0,02	2.901	72 NBR 902	B2FUD3	334962 40412378	IP SP	○ ○	● ●
	75	7	AS	0,05	7.252	72 NBR 902	BAU3SLX2	49079281 40413887	IP SP	● ○	● ●
	75	7	A	0,05	7.252	72 NBR 902	BAU3X2	49079310 40413888	IP SP	● ○	● ●
	75	7	AS	0,05	7.252	75 FKM 585	BAUM3SLX1	49011967 40413685	IP SP	○ ○	● ●
	75	7	A	0,05	7.252	75 FKM 260466	BAUM3X1	49344560	-	○	●
	75	7	A	0,05	7.252	75 FKM 585	BAUM3X1	49310183 40413709	IP SP	○ ○	● ●
	75	8	AS	0,05	7.252	72 NBR 902	BAU2SLX2	49005159 40413651	IP SP	○ ○	● ●
	75	8	A	0,05	7.252	72 NBR 902	BAU4X2	49335227 40412601	IP SP	○ ○	● ●
	75	8	AS	0,05	7.252	72 NBR 902	BAU4SLX2	524804 40413426	IP SP	● ○	● ●
	75	8	AS	0,05	7.252	75 FKM 585	BAUM2SLX2	49008402	-	○	○
	75	8	AS	0,05	7.252	75 FKM 585	BAUM4SLX7	411214 40412908	IP SP	● ○	● ●
	75	10	A	0,05	7.252	72 NBR 902	BAU4X2	526932 40413450	IP SP	○ ○	● ●
	75	10	AS	0,02	2.901	72 NBR 902	BAUD3SL	12000514 40413524	IP SP	○ ○	● ●
	75	12	C	0,05	7.252	72 NBR 902	B 2 FG	23056 40411802	IP SP	○ ○	● ●
	80	8	A	0,05	7.252	72 NBR 902	BA U4	8536 40411331	IP SP	○ ○	● ●
	80	10	C	0,05	7.252	72 NBR 902	B2 U4	23058 40411803	IP SP	○ ○	● ●
	80	10	AS	0,05	7.252	72 NBR 902	BAU4SLX2	526075 40413437	IP SP	● ○	● ●
	80	10	A	0,05	7.252	72 NBR 902	BAU4X2	49037528 40413793	IP SP	○ ○	● ●
	80	10	AS	0,05	7.252	75 FKM 585	BAUM4SLX7	477668 40413191	IP SP	● ○	● ●
	80	10	A	0,05	7.252	75 FKM 585	BAUM4X7	522790 49332161	IP SP	○ ○	● ●
	80	13	B	0,05	7.252	72 NBR 902	B1 FG	19831	-	○	○
	80	13	BS	0,05	7.252	72 NBR 902	B1 U4 SL	20148 40411632	IP SP	○ ○	● ●
	80	13	C	0,05	7.252	72 NBR 902	B2 U4	23059	-	○	○
	80	13	A	0,05	7.252	72 NBR 902	BA	8543 40411332	IP SP	○ ○	● ●
	85	10	B	0,05	7.252	72 NBR 902	B1 U4	19832 40411570	IP SP	○ ○	● ●
	85	10	A	0,05	7.252	72 NBR 902	BA U4	49325933 40412127	IP SP	○ ○	● ●
	85	10	AS	0,05	7.252	72 NBR 902	BAU3SLX2	470429 40413119	IP SP	● ○	● ●
	85	10	AS	0,05	7.252	75 FKM 585	BAU3SLX2	470430 40413120	IP SP	● ○	● ●
	85	10	A	0,05	7.252	75 FKM 585	BAU3X2	49326858 49326918	IP SP	○ ○	● ●
	85	13	C	0,05	7.252	72 NBR 902	B 2 FG	23060 40411804	IP SP	○ ○	● ●
	100	8	AS	0,05	7.252	75 FKM 585	BAUM4SLX7	49332942 49343677	IP SP	○ ○	● ●

d <sub>1</sub> [mm]	d <sub>2</sub> [mm]	b [mm]	DIN Norm	[MPa]	Pressure [psi]	Material	Design	Part No.	PU <sup>1)</sup>	US	EU
46	60	7	B	0,05	7.252	72 NBR 902	B1 U3	19506 40411528	IP SP	○ ○	● ●
	62	12	C	0,05	7.252	72 NBR 902	B2 U4	22744 40411698	IP SP	○ ○	● ●
	64	8	A	0,05	7.252	72 NBR 902	BA	8560 40411333	IP SP	○ ○	● ●
	65	10	C	0,05	7.252	72 NBR 902	B2 U4	23062 40411805	IP SP	○ ○	● ●
	65	10	A	0,05	7.252	72 NBR 902	BA U4	8562 40411334	IP SP	○ ○	● ●
	65	10	AS	0,02	2.901	72 NBR 902	BAUD3 SL	523567 40413376	IP SP	○ ○	● ●
	68	12	C	0,05	7.252	72 NBR 902	B2	32022 49332228	IP SP	○ ○	● ●
	80	10	C	0,05	7.252	72 NBR 902	B 2	22746 40411699	IP SP	○ ○	● ●
47	62	6	A	0,05	7.252	72 NBR 902	BAUM2X7	49341838 40411335	IP SP	○ ○	● ●
	62	6	A	0,05	7.252	75 FKM 585	BAUM2SLX7	49341919 49343671	IP SP	○ ○	● ●
	62	6	A	0,05	7.252	72 NBR 902	BAUM2SLX7	49341921 49343669	IP SP	○ ○	● ●
	62	6	A	0,05	7.252	75 FKM 585	BAUM2X7	49341920 49343670	IP SP	○ ○	● ●
	62	7	AS	*	*	72 NBR 902	BAB3SLO 5	379252 40412618	IP SP	○ ○	● ●
	62	7	AS	0,05	7.252	72 NBR 902	BAUM3SLX7	49343009 49343010	IP SP	○ ○	● ●
	62	7	AS	0,05	7.252	75 FKM 585	BAUM3SLX7	49331060 49341988	IP SP	○ ○	● ●
	65	10	AS	0,05	7.252	75 FKM 585	BAU3SLX2	478469 40413203	IP SP	○ ○	● ●
	65	10	AS	0,05	7.252	72 NBR 902	BAU3SLX2	478470 40413204	IP SP	○ ○	● ●
	65	10	A	0,05	7.252	72 NBR 902	BAU3X2	49326810 49326824	IP SP	○ ○	● ●
	65	10	A	0,05	7.252	75 FKM 585	BAU3X2	49326859 49326919	IP SP	○ ○	● ●
	65	12	C	0,05	7.252	72 NBR 902	B2 U4	23067 40411806	IP SP	○ ○	● ●
	70	12	C	0,05	7.252	72 NBR 902	B 2 FG	23068 40411807	IP SP	○ ○	● ●
	72	10	C	0,05	7.252	72 NBR 902	B 2	23069 40411808	IP SP	○ ○	● ●
	72	12	C	0,05	7.252	72 NBR 902	B 2 FG	23070 40411809	IP SP	○ ○	● ●
	72	12	B	0,05	7.252	72 NBR 902	B1 FG	19836 40411571	IP SP	○ ○	● ●
	90	10	AS	0,05	7.252	72 NBR 902	BAU3SLX2	478472 40413205	IP SP	● ○	● ●
90	10	AS	0,05	7.252	75 FKM 585	BAU3SLX2	478473 40413206	IP SP	○ ○	● ●	
90	10	A	0,05	7.252	72 NBR 902	BAU3X2	49326813 49326825	IP SP	○ ○	● ●	
90	10	A	0,05	7.252	75 FKM 585	BAU3X2	49326864 49326920	IP SP	○ ○	● ●	
48	62	8	B	0,02	2.901	72 NBR 902	B1FUD3	335103 40412410	IP SP	○ ○	● ●
	62	8	AS	0,05	7.252	72 NBR 902	BAU4SLX2	49001665 40413634	IP SP	● ○	● ●
	62	8	A	0,05	7.252	72 NBR 902	BAU4X2	49047079 40413813	IP SP	● ○	● ●

d <sub>1</sub> [mm]	d <sub>2</sub> [mm]	b [mm]	DIN Norm	[MPa] Pressure [psi]	Material	Design	Part No.	PU <sup>1)</sup>	US	EU	
48	62	8	AS	0,05	7.252	75 FKM 585	BAUM4SLX7	530500 40413482	IP SP	● ○	● ●
	62	8	A	0,05	7.252	75 FKM 585	BAUM4X7	400946 40412733	IP SP	● ○	● ●
62	10	B	0,05	7.252	72 NBR 902	B1 U4	19511 40411529	IP SP	○ ○	● ●	
	65	8	A	0,05	7.252	72 NBR 902	BAD	8597 40411336	IP SP	○ ○	● ●
65	8	AS	0,05	7.252	75 FKM 585	BAUM4SLX7	410186 40412889	IP SP	● ○	● ●	
	65	8	A	0,05	7.252	75 FKM 585	BAUM4X7	49068359 40413857	IP SP	○ ○	● ●
65	10	CS	0,05	7.252	72 NBR 902	B 2 SL	23429 40411987	IP SP	○ ○	● ●	
	65	10	B	0,05	7.252	72 NBR 902	B1 U4	19837	-	○	○
65	10	B	0,05	7.252	72 NBR 902	B1UD3	12011331	-	○	○	
	65	10	C	0,05	7.252	72 NBR 902	B2 U4	23074 40411810	IP SP	○ ○	● ●
65	10	A	0,05	7.252	72 NBR 902	BA U4	8604 40411337	IP SP	○ ○	● ●	
	65	10	AS	0,05	7.252	72 NBR 902	BAU4SLX2	49040137 40413802	IP SP	● ○	● ●
65	12	C	0,05	7.252	72 NBR 902	B2 U4	22747	-	○	○	
	68	8	AS	0,05	7.252	75 FKM 585	BAUM4SLX7	411231 40412910	IP SP	○ ○	● ●
68	8	A	0,05	7.252	75 FKM 585	BAUM4X7	49326866 49326926	IP SP	○ ○	● ●	
	68	10	C	0,05	7.252	72 NBR 902	B2 U4	22748 40411700	IP SP	○ ○	● ●
68	10	A	0,05	7.252	72 NBR 902	BA	8617 40411338	IP SP	○ ○	● ●	
	68	10	AS	0,05	7.252	72 NBR 902	BAU4SLX2	529405 40413471	IP SP	● ○	● ●
68	12	C	0,05	7.252	72 NBR 902	B2 U4	23075 40411811	IP SP	○ ○	● ●	
	69	12	B	0,05	7.252	72 NBR 902	B1 U4	19840	-	○	○
70	10	C	0,05	7.252	72 NBR 902	B2	23076	-	○	○	
	70	10	A	0,05	7.252	72 NBR 902	BAU4X2	49305536 40411339	IP SP	○ ○	● ●
70	12	C	0,05	7.252	72 NBR 902	B 2 FG	23077 40411812	IP SP	○ ○	● ●	
	72	7	BS	0,02	2.901	72 NBR 902	B1FUD3SLX2	348354 40412517	IP SP	○ ○	● ●
72	7	A	0,02	2.901	72 NBR 902	BAFUD2X7	334833 40412327	IP SP	○ ○	● ●	
	72	8	B	0,05	7.252	72 NBR 902	B1	14027 40411462	IP SP	○ ○	● ●
72	8	A	0,02	2.901	72 NBR 902	BAFUD3X7	334301 40412189	IP SP	○ ○	● ●	
	72	8	AS	0,05	7.252	72 NBR 902	BAU4SLX2	49069448 40413863	IP SP	● ○	● ●
72	8	AS	0,05	7.252	75 FKM 585	BAUM4SLX7	460943 40413073	IP SP	● ○	● ●	
	72	8	A	0,05	7.252	75 FKM 585	BAUM4X7	388860 40412648	IP SP	● ○	● ●
72	10	C	0,05	7.252	72 NBR 902	B2 U4	23078 40411813	IP SP	○ ○	● ●	
	72	10	A	0,05	7.252	72 NBR 902	BA U4	8633 40411340	IP SP	○ ○	● ●
72	12	C	0,05	7.252	72 NBR 902	B 2	23079 40411814	IP SP	○ ○	● ●	
	72	12	B	0,05	7.252	72 NBR 902	B1	20265	-	○	○

d <sub>1</sub> [mm]	d <sub>2</sub> [mm]	b [mm]	DIN Norm	[MPa]	Pressure [psi]	Material	Design	Part No.	PU <sup>1)</sup>	US	EU
48	72	12	A	0,05	7.252	72 NBR 902	BA FG	8640	-	○	○
	72	12	AS	0,05	7.252	72 NBR 902	BA U4 SL	8641 40411341	IP SP	○ ○	● ●
	80	8	B	0,05	7.252	72 NBR 902	B1U4	424798	-	○	○
	80	10	C	0,05	7.252	72 NBR 902	B2 U4	22749 40411701	IP SP	○ ○	● ●
	80	10	A	0,02	2.901	72 NBR 902	BAFUD3X7	334302 40412190	IP SP	○ ○	● ●
	80	13	C	0,05	7.252	72 NBR 902	B 2 FG	23080 40411815	IP SP	○ ○	● ●
49	65	10	A	0,05	7.252	72 NBR 902	BA	8648 40411342	IP SP	○ ○	● ●
	68	10	C	0,05	7.252	72 NBR 902	B2 U4	22751	-	○	○
50	60	4,50	AS	0,05	7.252	72 NBR 902	BAU1SLX27	49033416	-	○	○
	60	4,50	AS	0,05	7.252	75 FKM 585	BAUM1SLX27	521194 40413321	IP SP	● ○	● ●
	62	6	BS	0,05	7.252	72 NBR 902	B1U3 SLX2	38786	-	○	○
	62	7	B	0,05	7.252	72 NBR 902	B1U3X2	49072416 40413876	IP SP	○ ○	● ●
	62	7	AS	0,02	2.901	72 NBR 902	BAUD2SL	12011173 40413581	IP SP	● ○	● ●
	62	8	C	1	145	PTFE F56101	B2PT	406798 40412829	IP SP	○ ○	● ●
	62	10	B	0,02	2.901	72 NBR 902	B1FUD3	335124 40412420	IP SP	○ ○	● ●
	65	7	AS	*	*	72 NBR 902	BAB4SLO5	49009273 40413662	IP SP	● ○	● ●
	65	7	AS	*	*	75 FKM 595	BABSLO 5	340127 40412484	IP SP	○ ○	● ●
	65	8	B	0,02	2.901	72 NBR 902	B1FUD3	334393 40412246	IP SP	○ ○	● ●
	65	8	AS	*	*	72 NBR 902	BABSL	12001704 40413533	IP SP	● ○	● ●
	65	8	AS	0,05	7.252	72 NBR 902	BAU3SLX2	49045575 40413810	IP SP	● ○	● ●
	65	8	A	0,05	7.252	72 NBR 902	BAU4X2	49064391 40413838	IP SP	● ○	● ●
	65	8	AS	0,05	7.252	75 FKM 585	BAUM4SLX7	410188 40412890	IP SP	● ○	● ●
	65	8	A	0,05	7.252	75 FKM 585	BAUM4X7	389801 40412679	IP SP	● ○	● ●
	65	10	B	0,05	7.252	72 NBR 902	B1 U4	19520 40411530	IP SP	○ ○	● ●
	65	10	C	0,05	7.252	72 NBR 902	B2 U4	22752 40411702	IP SP	○ ○	● ●
	65	10	AS	0,05	7.252	75 FKM 585	BAU3SLX2	455620 40413041	IP SP	○ ○	● ●
	65	10	AS	0,05	7.252	72 NBR 902	BAU3SLX2	455621 40413042	IP SP	○ ○	● ●
	65	10	A	0,05	7.252	72 NBR 902	BAU3X2	49037532 49332171	IP SP	○ ○	● ●
	68	7	AS	*	*	72 NBR 902	BABSLO 5	327026 40412160	IP SP	● ○	● ●
	68	7	AS	*	*	75 FKM 595	BABSLO 5	360204 40412581	IP SP	● ○	● ●
	68	8	B	0,05	7.252	72 NBR 902	B1 U4	2600 40411023	IP SP	○ ○	● ●
	68	8	BS	0,02	2.901	72 NBR 902	B1FUD3SL	438769 49332147	IP SP	○ ○	● ●
	68	8	C	1	145	PTFE F56101	B2PT	406801 40412830	IP SP	○ ○	● ●

d <sub>1</sub> [mm]	d <sub>2</sub> [mm]	b [mm]	DIN Norm	[MPa]	Pressure [psi]	Material	Design	Part No.	PU <sup>1)</sup>	US	EU
50	68	8	AS	*	*	72 NBR 902	BAB3SL	12011526 40413600	IP SP	○ ○	● ●
	68	8	AS	0,05	7.252	72 NBR 902	BAU4SLX2	49069537 40413864	IP SP	● ○	● ●
	68	8	A	0,05	7.252	72 NBR 902	BAU4X2	49070843 40413869	IP SP	● ○	● ●
	68	8	AS	0,05	7.252	75 FKM 585	BAUM4SLX7	433708 40412999	IP SP	● ○	● ●
	68	8	A	0,05	7.252	75 FKM 585	BAUM4X7	386015 40412625	IP SP	● ○	● ●
	68	8	A	0,05	7.252	75 FKM 260466	BAUM4X7	49333462 49340751	IP SP	○ ○	● ●
	68	10	B	0,05	7.252	72 NBR 902	B1 U4	19843 40411572	IP SP	○ ○	● ●
	68	10	C	0,05	7.252	72 NBR 902	B2 U4	23085 40411817	IP SP	○ ○	● ●
	68	10	A	0,05	7.252	72 NBR 902	BA U4	8668 40411343	IP SP	○ ○	● ●
	68	12	C	0,05	7.252	72 NBR 902	B2 U4	23086 40411818	IP SP	○ ○	● ●
	68	12	A	0,05	7.252	72 NBR 902	BA	8670 40411344	IP SP	○ ○	● ●
	68	14	B	0,05	7.252	72 NBR 902	B1	19844	-	○	○
	70	8	C	1	145	PTFE F56101	B2PT	406802 40412831	IP SP	○ ○	● ●
	70	8	AS	0,05	7.252	75 FKM 585	BAUM4SLX7	49339729 49339790	IP SP	○ ○	● ●
	70	8	AS	0,05	7.252	72 NBR 902	BAUM4SLX7	49339792 49341474	IP SP	○ ○	● ●
	70	8	A	0,05	7.252	72 NBR 902	BAUM4X7	49339830 49341475	IP SP	○ ○	● ●
	70	8	A	0,05	7.252	75 FKM 585	BAUM4X7	411521 40412924	IP SP	● ○	● ●
	70	10	B	0,02	2.901	72 NBR 902	B1FUD3	334394 40412247	IP SP	○ ○	● ●
	70	10	C	0,02	2.901	72 NBR 902	B2FUD3	334346 40412210	IP SP	○ ○	● ●
	70	10	AS	*	*	72 NBR 902	BAB3 SLO5	49023852 40413741	IP SP	● ○	● ●
	70	12	B	0,02	2.901	72 NBR 902	B1FUD3	334672 49332252	IP SP	○ ○	● ●
	70	12	C	0,02	2.901	72 NBR 902	B2FUD3	334347 40412211	IP SP	○ ○	● ●
	70	12	A	0,05	7.252	72 NBR 902	BA	385267	-	○	○
	72	7	AS	*	*	72 NBR 902	BAB SLO 5	3036 40411055	IP SP	● ○	● ●
	72	7	AS	*	*	75 FKM 595	BABSLO 5	418718 40412957	IP SP	● ○	● ●
	72	8	B	0,02	2.901	72 NBR 902	B1FUD3	335105 40412411	IP SP	○ ○	● ●
	72	8	C	1	145	PTFE F56101	B2PT	406804 40412832	IP SP	○ ○	● ●
	72	8	AS	0,05	7.252	72 NBR 902	BAU4SLX2	529406 40413472	IP SP	● ○	● ●
	72	8	A	0,05	7.252	72 NBR 902	BAU4X2	49070844 40413870	IP SP	● ○	● ●
	72	8	AS	0,05	7.252	75 FKM 585	BAUM4SLX7	410430 40412895	IP SP	● ○	● ●
	72	8	A	0,05	7.252	75 FKM 585	BAUM4X7	388083 40412639	IP SP	● ○	● ●
	72	10	BS	0,02	2.901	72 NBR 902	B1FD3SLO 8	335106 40412412	IP SP	○ ○	● ●

d <sub>1</sub> [mm]	d <sub>2</sub> [mm]	b [mm]	DIN Norm	[MPa]	Pressure [psi]	Material	Design	Part No.	PU <sup>1)</sup>	US	EU
50	72	10	B	0,02	2.901	72 NBR 902	B1FUD3	356350 40412571	IP SP	○ ○	● ●
	72	10	CS	0,05	7.252	72 NBR 902	B2 U4 SL2	32425 40412072	IP SP	○ ○	● ●
72	10	10	C	0,02	2.901	72 NBR 902	B2FUD3	355458 40412537	IP SP	○ ○	● ●
	72	10	A	0,05	7.252	72 NBR 902	BAD	8694 40411346	IP SP	○ ○	● ●
72	10	10	A	0,02	2.901	72 NBR 902	BAU4X2	49325934 40412514	IP SP	○ ○	● ●
	72	12	CS	0,05	7.252	72 NBR 902	B 2 FG SL	23599 40412013	IP SP	○ ○	● ●
72	12	12	B	0,02	2.901	72 NBR 902	B1F UD3	356347 40412570	IP SP	○ ○	● ●
	72	12	C	0,02	2.901	72 NBR 902	B2UD3F	355449 40412533	IP SP	○ ○	● ●
72	12	12	AS	0,05	7.252	72 NBR 902	BAU4SLX2	530502 40413483	IP SP	● ○	● ●
	75	7	AS	0,05	7.252	72 NBR 902	BAU2SLX2	522367 40413342	IP SP	○ ○	● ●
75	8	8	AS	0,05	7.252	75 FKM 585	BAUM4SLX7	468760 40413091	IP SP	○ ○	● ●
	75	8	A	0,05	7.252	75 FKM 585	BAUM4X7	49326867 49326927	IP SP	○ ○	● ●
75	9	9	B	0,05	7.252	72 NBR 902	B1	19849 40411573	IP SP	○ ○	● ●
	75	10	A	0,05	7.252	72 NBR 902	BA U4	8711 40411347	IP SP	○ ○	● ●
75	12	12	C	0,02	2.901	72 NBR 902	B2FUD3	334963 40412379	IP SP	○ ○	● ●
	78	10	A	0,05	7.252	72 NBR 902	BA U4	8713 40411348	IP SP	○ ○	● ●
78	13	13	C	0,05	7.252	72 NBR 902	B2 U4	23093 40411819	IP SP	○ ○	● ●
	80	8	B	0,02	2.901	72 NBR 902	B1FUD3	334929 40412359	IP SP	○ ○	● ●
80	8	8	AS	0,05	7.252	72 NBR 902	BAU2SLX2	522368 40413343	IP SP	● ○	● ●
	80	8	A	0,05	7.252	72 NBR 902	BAU2X2	531107 40413492	IP SP	○ ○	● ●
80	8	8	A	0,05	7.252	72 NBR 902	BAU4X2	49072323 40413872	IP SP	● ○	● ●
	80	8	AS	0,05	7.252	75 FKM 585	BAUM4SLX7	477663 40413186	IP SP	● ○	● ●
80	8	8	A	0,05	7.252	75 FKM 585	BAUM4X7	389830 40412683	IP SP	○ ○	● ●
	80	8	A	0,05	7.252	75 FKM 260466	BAUM4X7	49303330 49340753	IP SP	○ ○	● ●
80	10	10	B	0,02	2.901	72 NBR 902	B1FUD3	334930 40412360	IP SP	○ ○	● ●
	80	10	C	0,02	2.901	72 NBR 902	B2FUD3	334964 40412380	IP SP	○ ○	● ●
80	10	10	AS	0,05	7.252	75 FKM 585	BAU3SLX2	455622 40413043	IP SP	○ ○	● ●
	80	10	AS	0,05	7.252	72 NBR 902	BAU3SLX2	455623 40413044	IP SP	● ○	● ●
80	10	10	A	0,05	7.252	72 NBR 902	BAU4X2	49037530 40413795	IP SP	○ ○	● ●
	80	10	AS	0,05	7.252	75 FKM 585	BAUM4SLX7	405447 40412770	IP SP	● ○	● ●
80	13	13	C	0,05	7.252	72 NBR 902	B 2 FG	23095 40411820	IP SP	○ ○	● ●



d <sub>1</sub> [mm]	d <sub>2</sub> [mm]	b [mm]	DIN Norm	[MPa] Pressure [psi]	Material	Design	Part No.	PU <sup>1)</sup>	US	EU	
50	80	13	CS	0,05	7.252	72 NBR 902	B2 U4 SL	23538 40412008	IP SP	○ ○	● ●
	80	13	A	0,05	7.252	72 NBR 902	BA	8720 40411349	IP SP	○ ○	● ●
	80	13	AS	0,05	7.252	72 NBR 902	BAU4SL	340571 40412485	IP SP	○ ○	● ●
	85	10	AS	0,05	7.252	72 NBR 902	BAU4SLX2	49325743 40413320	IP SP	○ ○	● ●
	85	10	A	0,05	7.252	72 NBR 902	BAU4X2	49326861 49326922	IP SP	○ ○	● ●
	85	13	C	0,05	7.252	72 NBR 902	B 2 FG	23096 40411821	IP SP	○ ○	● ●
	90	8	AS	0,05	7.252	72 NBR 902	BAU4SLX2	49067446 40413846	IP SP	● ○	● ●
	90	8	AS	0,05	7.252	75 FKM 585	BAUM4SLX1	49011966 40413684	IP SP	○ ○	● ●
	90	10	B	0,05	7.252	72 NBR 902	B1 FG	19853 40411574	IP SP	○ ○	● ●
	90	10	AS	0,05	7.252	75 FKM 585	BAU3SLX2	455624 40413045	IP SP	● ○	● ●
	90	10	AS	0,05	7.252	72 NBR 902	BAU3SLX2	455625 40413046	IP SP	● ○	● ●
	90	10	A	0,05	7.252	72 NBR 902	BAU4X2	531103 40413489	IP SP	● ○	● ●
	90	13	C	0,05	7.252	72 NBR 902	B2 U4	23097 40411822	IP SP	○ ○	● ●
	110	10	AS	0,05	7.252	75 FKM 585	BAU3SLX2	49014240 40413713	IP SP	○ ○	● ●
	110	10	AS	0,05	7.252	72 NBR 902	BAU3SLX2	49014241 40413714	IP SP	○ ○	● ●
52	68	7	B	0,05	7.252	72 NBR 902	B1 U3	19522 40411532	IP SP	○ ○	● ●
	68	7	BS	0,02	2.901	72 NBR 902	B1FU3SL2	355473 40412544	IP SP	○ ○	● ●
	68	8	B	0,05	7.252	72 NBR 902	B1 U4	19523 40411533	IP SP	○ ○	● ●
	68	8	A	0,02	2.901	72 NBR 902	BAFUD3X7	334316 40412194	IP SP	○ ○	● ●
	68	8	AS	0,02	2.901	72 NBR 902	BAUD3SL	12013905 40413617	IP SP	○ ○	● ●
	68	8	AS	0,05	7.252	75 FKM 585	BAUM4SLX7	409244 40412879	IP SP	● ○	● ●
	68	8	A	0,05	7.252	75 FKM 585	BAUM4X7	400964 40412734	IP SP	○ ○	● ●
	68	10	C	0,05	7.252	72 NBR 902	B2 U4	22755 40411703	IP SP	○ ○	● ●
	68	10	A	0,05	7.252	72 NBR 902	BA	8742 40411350	IP SP	○ ○	● ●
	68	10	AS	*	*	75 FKM 595	BAB3SLO5	49021367 40413737	IP SP	● ○	● ●
	68	10	AS	*	*	72 NBR 902	BABSLO 5	341297 40412494	IP SP	○ ○	● ●
	69	12	C	0,05	7.252	72 NBR 902	B 2	22757	-	○	○
	70	10	C	0,05	7.252	72 NBR 902	B2 U4	22758 40411704	IP SP	○ ○	● ●
	72	8	B	0,05	7.252	72 NBR 902	B1	2655	-	○	○
	72	8	C	1	145	PTFE F56101	B2PT	406805 40412833	IP SP	○ ○	● ●
72	8	A	0,02	2.901	72 NBR 902	BAFUD3X7	355489 40412558	IP SP	○ ○	● ●	
72	8	AS	0,05	7.252	75 FKM 585	BAUM4SLX7	410422 40412894	IP SP	● ○	● ●	

d <sub>1</sub> [mm]	d <sub>2</sub> [mm]	b [mm]	DIN Norm	[MPa]	Pressure [psi]	Material	Design	Part No.	PU <sup>1)</sup>	US	EU
52	72	8	A	0,05	7.252	75 FKM 585	BAUM4X7	389280 40412652	IP SP	● ○	● ●
	72	10	B	0,05	7.252	72 NBR 902	B1 FG	19857	-	○	○
	72	10	C	0,05	7.252	72 NBR 902	B2 U4	22760 40411705	IP SP	○ ○	● ●
	72	10	A	0,05	7.252	72 NBR 902	BA U4	8747 40411351	IP SP	○ ○	● ●
	72	10	AS	0,05	7.252	72 NBR 902	BAU3SLX2	470379 40413109	IP SP	● ○	● ●
	72	10	AS	0,05	7.252	75 FKM 585	BAU3SLX2	470380 40413110	IP SP	○ ○	● ●
	72	12	B	0,05	7.252	72 NBR 902	B1 U4	19859	-	○	○
	72	12	BS	0,05	7.252	72 NBR 902	B1 U4 SL	20310 40411658	IP SP	○ ○	● ●
	72	12	C	0,05	7.252	72 NBR 902	B2 U4	23100 40411823	IP SP	○ ○	● ●
	72	12	A	0,05	7.252	72 NBR 902	BA D	8749 49332096	IP SP	○ ○	● ●
	75	10	C	0,05	7.252	72 NBR 902	B2 U4	3546 40411068	IP SP	○ ○	● ●
	75	10	AS	0,05	7.252	75 FKM 585	BAU4SLX2	49337891 49337892	IP SP	○ ○	● ●
	75	10	AS	0,05	7.252	72 NBR 902	BAU4SLX2	49337895 49337896	IP SP	○ ○	● ●
	75	10	A	0,05	7.252	75 FKM 585	BAU4X2	49337893 49337894	IP SP	○ ○	● ●
	75	10	A	0,05	7.252	72 NBR 902	BAU4X2	49337897	IP	●	○
	75	12	C	0,05	7.252	72 NBR 902	B2 U4	23101	-	○	○
	80	10	C	0,05	7.252	72 NBR 902	B 2	22761 40411706	IP SP	○ ○	● ●
	80	10	A	0,05	7.252	72 NBR 902	BAU4X2	49325695 49336405	IP SP	● ○	● ●
	80	10	AS	0,05	7.252	75 FKM 585	BAUM4SLX7	532940 40413508	IP SP	● ○	● ●
	80	10	A	0,05	7.252	75 FKM 585	BAUM4X7	49326868 49326928	IP SP	○ ○	● ●
80	13	BS	0,05	7.252	72 NBR 902	B1 D SL	20151 40411633	IP SP	○ ○	● ●	
80	13	C	0,05	7.252	72 NBR 902	B2 U4	23102	-	○	○	
85	10	C	0,05	7.252	72 NBR 902	B 2	23104 40411824	IP SP	○ ○	● ●	
85	10	A	0,05	7.252	72 NBR 902	BA	8763 40411354	IP SP	○ ○	● ●	
85	10	A	0,02	2.901	72 NBR 902	BAUD3	523559 40413370	IP SP	○ ○	● ●	
85	10	AS	0,05	7.252	75 FKM 585	BAUM4SLX7	465368 40413082	IP SP	○ ○	● ●	
85	10	A	0,05	7.252	75 FKM 585	BAUM4X7	49326869 49326929	IP SP	○ ○	● ●	
90	13	C	0,05	7.252	72 NBR 902	B2 U4	23106 40411825	IP SP	○ ○	● ●	
100	10	AS	0,05	7.252	75 FKM 585	BAU3SLX2	470340 40413097	IP SP	○ ○	● ●	
100	10	AS	0,05	7.252	72 NBR 902	BAU3SLX2	470342 40413098	IP SP	● ○	● ●	
100	10	A	0,05	7.252	72 NBR 902	BAU3X2	49326814 49326826	IP SP	○ ○	● ●	
100	10	A	0,05	7.252	75 FKM 585	BAUM4X7	524706	-	○	○	
53	68	10	C	0,05	7.252	72 NBR 902	B2 U4	22762 40411707	IP SP	○ ○	● ●
	72	12	C	0,05	7.252	72 NBR 902	B 2	23108	-	○	○

d <sub>1</sub> [mm]	d <sub>2</sub> [mm]	b [mm]	DIN Norm	[MPa] Pressure [psi]	Material	Design	Part No.	PU <sup>1)</sup>	US	EU	
53	80	13	C	0,05	7.252	72 NBR 902	B2 U4	23109 40411826	IP SP	○ ○	● ●
54	70	8	AS	0,05	7.252	75 FKM 585	BAUM4SLX7	532939 40413507	IP SP	● ○	● ●
	70	10	B	0,05	7.252	72 NBR 902	B1 U4	21249 40411675	IP SP	○ ○	● ●
	70	10	A	0,05	7.252	72 NBR 902	BAD 15GD	8781 40411355	IP SP	○ ○	● ●
	70	12	C	0,05	7.252	72 NBR 902	B2 U4	22763	–	○	○
	72	10	C	0,05	7.252	72 NBR 902	B2 U4	22764 40411708	IP SP	○ ○	● ●
	80	10	C	0,05	7.252	72 NBR 902	B 2	22765 40411709	IP SP	○ ○	● ●
	80	13	C	0,05	7.252	72 NBR 902	B2 U4	23116 40411827	IP SP	○ ○	● ●
	81	10	AS	0,02	2.901	72 NBR 902	BAFUD3SLX7	407530 40412875	IP SP	○ ○	● ●
	85	10	C	0,05	7.252	72 NBR 902	B 2	22766 40411710	IP SP	○ ○	● ●
55	68	8	A	0,02	2.901	72 NBR 902	BAFUD3X7	355483 40412552	IP SP	○ ○	● ●
	68	8	AS	0,05	7.252	72 NBR 902	BAU3SLX2	525828 40413434	IP SP	○ ○	● ●
	68	8	AS	0,05	7.252	75 FKM 585	BAUM3SLX7	520864 40413300	IP SP	● ○	● ●
	68	8	A	0,05	7.252	75 FKM 585	BAUM3X7	525674 40413432	IP SP	○ ○	● ●
	70	7	AS	*	*	72 NBR 902	BAB3SLO 5	457349 40413070	IP SP	● ○	● ●
	70	7	AS	0,05	7.252	72 NBR 902	BAU3SLX2	521375 40413326	IP SP	○ ○	● ●
	70	7	A	0,05	7.252	72 NBR 902	BAU3X2	520469 40413284	IP SP	○ ○	● ●
	70	8	B	0,02	2.901	72 NBR 902	B1FUD3	335111 40412413	IP SP	○ ○	● ●
	70	8	BS	0,02	2.901	72 NBR 902	B1FUD3SL2	334395 40412248	IP SP	○ ○	● ●
	70	8	C	1	145	PTFE F56101	B2PT	406820 40412834	IP SP	○ ○	● ●
	70	8	AS	*	*	72 NBR 902	BAB3SL	12001706 40413534	IP SP	● ○	● ●
	70	8	AS	0,05	7.252	72 NBR 902	BAUM4SLX7	49343950 40413631	IP SP	● ○	● ●
	70	8	A	0,05	7.252	72 NBR 902	BAU4X2	528747 40413457	IP SP	● ○	● ●
	70	8	AS	0,05	7.252	75 FKM 585	BAUM4SLX7	476381 40413167	IP SP	● ○	● ●
	70	10	A	0,05	7.252	72 NBR 902	BA U4	8799 40411356	IP SP	○ ○	● ●
	70	10	A	0,05	7.252	75 FKM 585	BAUM4X7	386016 40412626	IP SP	● ○	● ●
	72	7	AS	*	*	72 NBR 902	BAB3SLO5	49082994 40413901	IP SP	● ○	● ●
	72	7	AS	*	*	75 FKM 595	BABSLO5	49008285 40413657	IP SP	● ○	● ●
	72	8	B	0,02	2.901	72 NBR 902	B1FUD3	334676 40412295	IP SP	○ ○	● ●
	72	8	AS	*	*	72 NBR 902	BAB3SL	12011530 40413601	IP SP	○ ○	● ●
	72	8	AS	0,05	7.252	72 NBR 902	BAU3SLX2	476679 40413170	IP SP	● ○	● ●
	72	8	A	0,05	7.252	72 NBR 902	BAU4X2	49081022 40413891	IP SP	● ○	● ●

d <sub>1</sub> [mm]	d <sub>2</sub> [mm]	b [mm]	DIN Norm	[MPa]	Pressure [psi]	Material	Design	Part No.	PU <sup>1)</sup>	US	EU
55	72	8	AS	0,05	7.252	75 FKM 585	BAUM4SLX7	407140 40412863	IP SP	● ○	● ●
	72	8	A	0,05	7.252	75 FKM 585	BAUM4X7	386017 40412627	IP SP	● ○	● ●
72	10	8	B	0,02	2.901	72 NBR 902	B1FUD3	334370 40412230	IP SP	○ ○	● ●
	10	8	BS	0,02	2.901	72 NBR 902	B1FUD3SL	335113 40412414	IP SP	○ ○	● ●
72	10	10	C	0,02	2.901	72 NBR 902	B2FUD3	334677 40412296	IP SP	○ ○	● ●
	10	10	C	1	145	PTFE F56101	B2PT	353545 40412523	IP SP	○ ○	● ●
72	10	10	A	0,02	2.901	72 NBR 902	BAFUD3X7	335477 40412452	IP SP	○ ○	● ●
	10	10	AS	0,05	7.252	72 NBR 902	BAU3SLX2	462742 40413076	IP SP	● ○	● ●
72	10	10	AS	0,05	7.252	75 FKM 585	BAUM3SLX1	462744 40413077	IP SP	● ○	● ●
	12	8	B	0,02	2.901	72 NBR 902	B1FUD3	334675 40412294	IP SP	○ ○	● ●
72	12	8	BS	0,02	2.901	72 NBR 902	B1FUD3SL	334279 40412179	IP SP	○ ○	● ●
	12	8	C	0,02	2.901	72 NBR 902	B2FUD3	334333 40412202	IP SP	○ ○	● ●
75	7	7	AS	*	*	75 FKM 595	BAB3SLO 5	49323908 40412958	IP SP	○ ○	● ●
	7	7	AS	*	*	72 NBR 902	BAB3SLO 5	49323909 40412978	IP SP	○ ○	● ●
75	8	8	AS	0,05	7.252	72 NBR 902	BAU4SLX2	475176 40413157	IP SP	○ ○	● ●
	8	8	AS	0,05	7.252	75 FKM 585	BAUM4SLX7	410784 40412906	IP SP	● ○	● ●
75	8	8	A	0,05	7.252	75 FKM 585	BAUM4X7	49336427	-	○	○
	10	8	C	0,05	7.252	72 NBR 902	B2 U4	80235 49332229	IP SP	○ ○	● ●
75	10	10	A	0,02	2.901	72 NBR 902	BAFUD3X7	355484 40412553	IP SP	● ○	● ●
	12	8	B	0,02	2.901	72 NBR 902	B1FUD3	334931 40412361	IP SP	○ ○	● ●
75	12	8	C	0,02	2.901	72 NBR 902	B2FUD3	334965 40412381	IP SP	○ ○	● ●
	13	8	A	0,05	7.252	72 NBR 902	BA U4	8815 40411357	IP SP	○ ○	● ●
78	10	10	A	0,05	7.252	72 NBR 902	BA	8822 40411358	IP SP	○ ○	● ●
	10	10	AS	0,05	7.252	75 FKM 585	BAUM4SLX7	474111 40413151	IP SP	○ ○	● ●
80	8	8	B	0,05	7.252	72 NBR 902	B1U4 X2	526428 40413449	IP SP	○ ○	● ●
	8	8	C	1	145	PTFE F56101	B2PT	406821 40412835	IP SP	○ ○	● ●
80	8	8	AS	0,05	7.252	72 NBR 902	BAU4SLX2	524199 49332162	IP SP	● ○	● ●
	8	8	A	0,05	7.252	72 NBR 902	BAU4X2	524646 40413414	IP SP	● ○	● ●
80	8	8	AS	0,05	7.252	75 FKM 585	BAUM4SLX7	521008 40413310	IP SP	● ○	● ●
	8	8	A	0,05	7.252	75 FKM 585	BAUM4X7	400987 40412735	IP SP	○ ○	● ●
80	8	8	A	0,05	7.252	75 FKM 260466	BAUM4X7	49311681 49340756	IP SP	○ ○	● ●
	10	8	B	0,05	7.252	72 NBR 902	B1 U4	19865 40411576	IP SP	○ ○	● ●

d <sub>1</sub> [mm]	d <sub>2</sub> [mm]	b [mm]	DIN Norm	[MPa]	Pressure [psi]	Material	Design	Part No.	PU <sup>1)</sup>	US	EU
55	80	10	C	0,05	7.252	72 NBR 902	B2 U4	23119	IP	○	●
								40411829			
80	10	10	CS	0,02	2.901	72 NBR 902	B2FUD3SL2	334966	IP	○	●
								40412382			
80	10	10	A	0,05	7.252	72 NBR 902	BA U4	8825	IP	○	●
								40411359			
80	10	10	AS	0,05	7.252	72 NBR 902	BAU4SLX2	524501	IP	●	●
								40413405			
80	10	10	A	0,05	7.252	75 FKM 585	BAUM4X7	388830	IP	●	●
								40412645			
80	12	10	C	0,05	7.252	72 NBR 902	B2 U4	23120	IP	○	●
								40411830			
80	13	10	B	0,05	7.252	72 NBR 902	B1 U4	19866	IP	○	●
								49332222			
80	13	10	BS	0,02	2.901	72 NBR 902	B1FUD3SL	334396	IP	●	●
								40412249			
80	13	10	C	0,05	7.252	72 NBR 902	B2 U4	3564	IP	○	●
								40411069			
80	13	10	A	0,05	7.252	72 NBR 902	BA U4	8834	IP	○	●
								40411360			
85	8	10	B	0,05	7.252	72 NBR 902	B1	2659	IP	○	●
								49332057			
85	8	10	A	0,05	7.252	72 NBR 902	BAU4	523560	IP	○	●
								40413371			
85	8	10	A	0,05	7.252	75 FKM 585	BAUM4X7	411522	IP	●	●
								40412925			
85	10	10	C	0,05	7.252	72 NBR 902	B2 U4	22769	IP	○	●
								40411711			
85	10	10	A	0,05	7.252	75 FKM 585	BAUM4X7	389288	IP	○	●
								40412653			
85	13	10	C	0,05	7.252	72 NBR 902	B 2 FG	23122	IP	○	●
								40411831			
85	13	10	B	0,05	7.252	72 NBR 902	B1 U4	19868	-	○	○
85	13	10	A	0,05	7.252	72 NBR 902	BA U4	8838	-	○	○
90	8	10	AS	0,05	7.252	72 NBR 902	BAU4SLX2	49033016	IP	●	●
								40413764			
90	8	10	A	0,05	7.252	72 NBR 902	BAU4X2	49009274	IP	○	●
								40413663			
90	8	10	AS	0,05	7.252	75 FKM 585	BAUM4SLX7	477662	IP	●	●
								40413185			
90	8	10	A	0,05	7.252	75 FKM 585	BAUM4X1	49012068	IP	○	●
								40413698			
90	10	10	AS	0,05	7.252	72 NBR 902	BAU3SLX2	455630	IP	●	●
								40413047			
90	10	10	AS	0,05	7.252	75 FKM 585	BAU3SLX2	49067485	IP	●	●
								40413850			
90	10	10	A	0,05	7.252	72 NBR 902	BAU3X2	521240	IP	●	●
								40413324			
90	13	10	C	0,05	7.252	72 NBR 902	B 2	23123	IP	○	●
								40411832			
100	8	10	AS	0,05	7.252	72 NBR 902	BAU4SLX2	49003306	IP	○	●
								40413645			
100	8	10	AS	0,05	7.252	75 FKM 585	BAUM4SLX1	49011965	IP	○	●
								40413683			
100	10	10	AS	0,05	7.252	72 NBR 902	BAU3SLX2	470437	IP	●	●
								40413127			
100	10	10	AS	0,05	7.252	75 FKM 585	BAU3SLX2	470438	IP	●	●
								40413128			
100	10	10	A	0,05	7.252	72 NBR 902	BAU3X2	49002809	IP	○	●
								40413640			
100	13	10	C	0,05	7.252	72 NBR 902	B2 U4	23124	IP	○	●
								40411833			

d <sub>1</sub> [mm]	d <sub>2</sub> [mm]	b [mm]	DIN Norm	[MPa]	Pressure [psi]	Material	Design	Part No.	PU <sup>1)</sup>	US	EU
55	110	10	AS	0,05	7.252	75 FKM 585	BAUM4SLX7	465367 40413081	IP SP	○ ○	● ●
56	70	8	B	0,05	7.252	72 NBR 902	B1	28930 40412057	IP SP	○ ○	● ●
	70	8	A	0,05	7.252	72 NBR 902	BA	27338 40412053	IP SP	○ ○	● ●
	70	8	AS	0,02	2.901	72 NBR 902	BAU4SL	49334798 40413583	IP SP	○ ○	● ●
	70	8	AS	0,05	7.252	75 FKM 585	BAUM4SLX7	407296 40412870	IP SP	○ ○	● ●
	72	8	B	0,05	7.252	72 NBR 902	B1 U4	19530 40411534	IP SP	○ ○	● ●
	72	8	A	0,05	7.252	72 NBR 902	BA U4	8850 40411362	IP SP	○ ○	● ●
	72	8	AS	0,05	7.252	75 FKM 585	BAUM4SLX7	410420 40412893	IP SP	○ ○	● ●
	72	8	A	0,05	7.252	75 FKM 585	BAUM4X7	49326870 49326930	IP SP	○ ○	● ●
	72	10	C	0,05	7.252	72 NBR 902	B 2	2838 40411042	IP SP	○ ○	● ●
	72	10	A	0,05	7.252	72 NBR 902	BA	8856 40411363	IP SP	○ ○	● ●
	80	8	A	0,05	7.252	72 NBR 902	BA	2799 40411041	IP SP	○ ○	● ●
	80	8	A	0,05	7.252	75 FKM 585	BAUM4X7	411523 40412926	IP SP	○ ○	● ●
	80	10	B	0,05	7.252	72 NBR 902	B1 U4	19870	–	○	○
	80	10	C	0,05	7.252	72 NBR 902	B2 U4	22770 40411712	IP SP	○ ○	● ●
	85	8	A	0,05	7.252	72 NBR 902	BA	31451 40412061	IP SP	○ ○	● ●
	85	8	A	0,02	2.901	72 NBR 902	BAUD3	523561 40413372	IP SP	○ ○	● ●
85	8	A	0,05	7.252	75 FKM 585	BAUM4X7	411524 40412927	IP SP	○ ○	● ●	
57	72	9	BS	0,05	7.252	72 NBR 902	B1U4SLX2	520586 40413289	IP SP	○ ○	● ●
	72	10	C	0,05	7.252	72 NBR 902	B2 U4	22772 40411713	IP SP	○ ○	● ●
	80	12	C	0,05	7.252	72 NBR 902	B 2	23129 40411835	IP SP	○ ○	● ●
	85	12	C	0,05	7.252	72 NBR 902	B 2	23130 40411836	IP SP	○ ○	● ●
	90	13	C	0,05	7.252	72 NBR 902	B 2 FG	23131 49332227	IP SP	○ ○	● ●
	90	13	B	0,05	7.252	72 NBR 902	B1 U4	19873	–	○	○
58	72	8	B	0,02	2.901	72 NBR 902	B1F UD3	335183 40412436	IP SP	● ○	● ●
	72	8	A	0,02	2.901	72 NBR 902	BAFUD3X7	49325936 40413628	IP SP	● ○	● ●
	72	8	AS	0,05	7.252	75 FKM 585	BAUM4SLX7	49009508 40413666	IP SP	○ ○	● ●
	72	8	A	0,05	7.252	75 FKM 585	BAUM4X7	403099 40412758	IP SP	● ○	● ●
	75	10	A	0,02	2.901	72 NBR 902	BAFUD3X7	334320 40412195	IP SP	○ ○	● ●
	75	12	C	0,02	2.901	72 NBR 902	B2FUD3	334967 40412383	IP SP	○ ○	● ●
	78	13	C	0,05	7.252	72 NBR 902	B2 U4	22775 40411714	IP SP	○ ○	● ●
	80	8	B	0,05	7.252	72 NBR 902	B1 U4	14049 40411463	IP SP	○ ○	● ●

d <sub>1</sub> [mm]	d <sub>2</sub> [mm]	b [mm]	DIN Norm	[MPa] Pressure [psi]	Material	Design	Part No.	PU <sup>1)</sup>	US	EU	
58	80	8	A	0,02	2.901	72 NBR 902	BAFUD3X7	334839 40412330	IP SP	○ ○	● ●
	80	8	AS	0,05	7.252	75 FKM 585	BAUM4SLX7	478514 49332188	IP SP	○ ○	● ●
	80	8	A	0,05	7.252	75 FKM 585	BAUM4X7	411526 40412928	IP SP	○ ○	● ●
	80	10	C	0,05	7.252	72 NBR 902	B2 U4	23133 40411837	IP SP	○ ○	● ●
	80	10	CS	0,05	7.252	72 NBR 902	B2 U4 SL2	23431 40411988	IP SP	○ ○	● ●
	80	10	A	0,05	7.252	72 NBR 902	BA U4	8883 40411364	IP SP	○ ○	● ●
	80	10	AS	0,02	2.901	72 NBR 902	BAUD3SLX7	12011190 40413584	IP SP	○ ○	● ●
	80	12	C	0,05	7.252	72 NBR 902	B2 U4	23490 40411997	IP SP	○ ○	● ●
	80	13	B	0,05	7.252	72 NBR 902	B1 U4	19875	-	○	○
	80	13	CS	0,05	7.252	72 NBR 902	B2 U4 SL	23453 40411991	IP SP	○ ○	● ●
	85	10	C	0,05	7.252	72 NBR 902	B2 U4	22776 40411715	IP SP	○ ○	● ●
	85	13	C	0,05	7.252	72 NBR 902	B 2 FG	23134 40411838	IP SP	○ ○	● ●
	90	10	A	0,02	2.901	72 NBR 902	BAU4	12010996 40413561	IP SP	○ ○	● ●
	90	13	C	0,05	7.252	72 NBR 902	B2 U4	23135 40411839	IP SP	○ ○	● ●
	60	70	7	B	0,05	7.252	72 NBR 902	B1	18349 40411476	IP SP	○ ○
70		7	B	-	-	72 NBR 902	B1FOF	415873	-	○	○
72		7	BS	0,05	7.252	72 NBR 902	B1U2SLX2	49067483 40413848	IP SP	● ○	● ●
72		7	B	0,05	7.252	72 NBR 902	B1U2X2	49067482 40413847	IP SP	● ○	● ●
72		7	AS	*	*	72 NBR 902	BAB3 SL05	49001732 40413638	IP SP	● ○	● ●
72		8	B	0,02	2.901	72 NBR 902	B1FUD3	334397 40412250	IP SP	● ○	● ●
75		8	B	0,02	2.901	72 NBR 902	B1FUD3	355634 40412567	IP SP	○ ○	● ●
75		8	BS	0,02	2.901	72 NBR 902	B1FUD3SL2	334398 40412251	IP SP	○ ○	● ●
75		8	C	0,02	2.901	72 NBR 902	B2F UD3	356373 40412574	IP SP	○ ○	● ●
75		8	C	1	145	PTFE F56101	B2PT	406823 40412836	IP SP	○ ○	● ●
75		8	AS	*	*	72 NBR 902	BAB3SL	49334797 40413535	IP SP	○ ○	● ●
75		8	AS	0,05	7.252	72 NBR 902	BAU4SLX2	49318533 49322347	IP SP	● ○	● ●
75		8	A	0,05	7.252	72 NBR 902	BAU4X2	49017410 40413722	IP SP	○ ○	● ●
75		8	AS	0,05	7.252	75 FKM 585	BAUM4SLX7	404321 40412762	IP SP	● ○	● ●
75		8	A	0,05	7.252	75 FKM 585	BAUM4X7	49015826 40413715	IP SP	● ○	● ●
75		10	AS	*	*	75 FKM 595	BABSLO 8	430573 40412992	IP SP	○ ○	● ●
78		10	B	0,05	7.252	72 NBR 902	B1	19878 40411577	IP SP	○ ○	● ●
78		10	A	0,05	7.252	72 NBR 902	BA	8909 40411365	IP SP	○ ○	● ●

d <sub>1</sub> [mm]	d <sub>2</sub> [mm]	b [mm]	DIN Norm	[MPa]	Pressure [psi]	Material	Design	Part No.	PU <sup>1)</sup>	US	EU
60	78	10	A	0,05	7.252	75 FKM 585	BAUM4X7	49037121 40413779	IP SP	● ○	● ●
	78	13	C	0,05	7.252	72 NBR 902	B2 U4	22777 40411716	IP SP	○ ○	● ●
80	7	AS	*	*	72 NBR 902	BAB 3 SLO 5	335195 40412445	IP SP	● ○	● ●	
	7	AS	*	*	72 NBR 902	BAB3SL	49314257	-	○	○	
80	7	AS	*	*	75 FKM 595	BAB3SLO 5	418727 40412959	IP SP	● ○	● ●	
	8	B	0,02	2.901	72 NBR 902	B1FUD3	335117 40412415	IP SP	○ ○	● ●	
80	8	C	1	145	PTFE F56101	B2PT	406825 40412837	IP SP	○ ○	● ●	
	8	A	0,05	7.252	72 NBR 902	BAU4 X2	49028650 40413751	IP SP	● ○	● ●	
80	8	AS	0,05	7.252	72 NBR 902	BAU4SLX2	49030494 40413755	IP SP	● ○	● ●	
	8	AS	0,05	7.252	75 FKM 585	BAUM4SLX7	407294 40412869	IP SP	● ○	● ●	
80	8	A	0,05	7.252	75 FKM 260466	BAUM4X7	49321609 49340757	IP SP	○ ○	● ●	
	8	A	0,05	7.252	75 FKM 585	BAUM4X7	520224 40413266	IP SP	● ○	● ●	
80	10	B	0,02	2.901	72 NBR 902	B1FUD3	334399 40412252	IP SP	○ ○	● ●	
	10	C	0,02	2.901	72 NBR 902	B2FUD3	334968 40412384	IP SP	○ ○	● ●	
80	10	C	1	145	PTFE F56101	B2PT	353546	-	○	○	
	10	AS	0,05	7.252	72 NBR 902	BAU4SLX2	529407 40413473	IP SP	● ○	● ●	
80	10	A	0,05	7.252	72 NBR 902	BAU4X2	49020336 40413732	IP SP	● ○	● ●	
	10	A	0,05	7.252	75 FKM 585	BAUM4X7	386182 40412628	IP SP	● ○	● ●	
80	12	BS	0,05	7.252	72 NBR 902	B1 U4 SL	32991 40412075	IP SP	○ ○	● ●	
	12	B	0,02	2.901	72 NBR 902	B1FUD3	334932 40412362	IP SP	○ ○	● ●	
80	12	C	0,02	2.901	72 NBR 902	B2FUD3	334969 40412385	IP SP	○ ○	● ●	
	13	BS	0,05	7.252	72 NBR 902	B1D SL	20158 40411634	IP SP	○ ○	● ●	
80	13	B	0,02	2.901	72 NBR 902	B1FUD3	334933 40412363	IP SP	○ ○	● ●	
	13	CS	0,05	7.252	72 NBR 902	B2 U4 SL	23534 40412005	IP SP	○ ○	● ●	
80	13	C	0,02	2.901	72 NBR 902	B2FUD3	334970 40412386	IP SP	○ ○	● ●	
	13	AS	0,05	7.252	72 NBR 902	BAU4SLX2	49040138	-	○	○	
85	8	B	0,02	2.901	72 NBR 902	B1FUD3	334400 40412253	IP SP	○ ○	● ●	
	8	AS	*	*	72 NBR 902	BAB SLO 5	146437 40412133	IP SP	● ○	● ●	
85	8	A	0,02	2.901	72 NBR 902	BAFUD3X7	334322 40412196	IP SP	○ ○	● ●	
	8	AS	0,02	2.901	72 NBR 902	BAUD3SL	12011193 40413585	IP SP	● ○	● ●	
85	8	A	0,05	7.252	75 FKM 585	BAUM4X7	389828 40412682	IP SP	● ○	● ●	
	8	A	0,05	7.252	75 FKM 260466	BAUM4X7	49316520 49340758	IP SP	○ ○	● ●	
85	8	A	0,05	7.252	75 FKM 595	BAVI	121907	-	○	○	



d <sub>1</sub> [mm]	d <sub>2</sub> [mm]	b [mm]	DIN Norm	[MPa] Pressure [psi]	Material	Design	Part No.	PU <sup>1)</sup>	US	EU
60	85	10	C	0,02 2.901	72 NBR 902	B2FUD3	334693 40412309	IP SP	○ ○	● ●
	85	10	AS	0,02 2.901	72 NBR 902	BAU4SLX2	49332334 49341987	IP SP	○ ○	● ●
	85	10	A	0,02 2.901	72 NBR 902	BAU4X2	49332423 40412331	IP SP	● ○	● ●
	85	10	AS	0,05 7.252	75 FKM 585	BAUM4SL	384292 40412622	IP SP	● ○	● ●
	85	12	C	0,02 2.901	72 NBR 902	B2FUD3	334692 40412308	IP SP	○ ○	● ●
	85	13	B	0,02 2.901	72 NBR 902	B1FUD3	334401 40412254	IP SP	○ ○	● ●
	85	13	BS	0,02 2.901	72 NBR 902	B1FUD3SL2	346132 40412508	IP SP	○ ○	● ●
	85	13	C	0,02 2.901	72 NBR 902	B2FUD3	334332 40412201	IP SP	○ ○	● ●
	85	13	A	0,05 7.252	72 NBR 902	BA	8941 40411367	IP SP	○ ○	● ●
	90	8	B	0,02 2.901	72 NBR 902	B1FUD3	334667 40412289	IP SP	○ ○	● ●
	90	8	AS	0,05 7.252	72 NBR 902	BAU4SLX2	524647 40413415	IP SP	○ ○	● ●
	90	8	A	0,05 7.252	72 NBR 902	BAU4X2	49063621 40413830	IP SP	● ○	● ●
	90	8	AS	0,02 2.901	72 NBR 902	BAUD3SL	12011194 40413586	IP SP	○ ○	● ●
	90	8	AS	0,05 7.252	75 FKM 585	BAUM4SLX7	407448 40412871	IP SP	● ○	● ●
	90	8	A	0,05 7.252	75 FKM 260466	BAUM4X7	49314792 49340760	IP SP	○ ○	● ●
	90	8	A	0,05 7.252	75 FKM 585	BAUM4X7	400796 40412731	IP SP	● ○	● ●
	90	9	AS	0,05 7.252	72 NBR 902	BAU4SLX2	522366 40413341	IP SP	● ○	● ●
	90	10	BS	0,05 7.252	72 NBR 902	B1 U4 SL	20160 40411635	IP SP	○ ○	● ●
	90	10	B	0,02 2.901	72 NBR 902	B1FUD3	334666 40412288	IP SP	○ ○	● ●
	90	10	C	0,02 2.901	72 NBR 902	B2FUD3	334353 40412217	IP SP	○ ○	● ●
	90	10	A	0,02 2.901	72 NBR 902	BAU5X2	49325937 40411368	IP SP	○ ○	● ●
	90	10	A	0,05 7.252	75 FKM 585	BAUM4X7	389605 40412665	IP SP	● ○	● ●
	90	12	B	0,02 2.901	72 NBR 902	B1FUD3	334665	-	○	○
	90	12	C	0,02 2.901	72 NBR 902	B2FUD3	334668 40412290	IP SP	○ ○	● ●
	90	13	BS	0,05 7.252	72 NBR 902	B1 U4 SL	20161 40411636	IP SP	○ ○	● ●
	90	13	B	0,02 2.901	72 NBR 902	B1FUD3	396861	-	○	○
	90	13	A	0,02 2.901	72 NBR 902	BAFUD3X7	334234 40412169	IP SP	○ ○	● ●
	95	8	AS	0,05 7.252	75 FKM 585	BAUM4SLX7	468761 40413092	IP SP	● ○	● ●
	95	8	A	0,05 7.252	75 FKM 585	BAUM4X7	49326871 49326931	IP SP	○ ○	● ●
	95	10	A	0,05 7.252	72 NBR 902	BAU4X2	525827 40413433	IP SP	○ ○	● ●
	95	10	AS	0,02 2.901	72 NBR 902	BAUD4SL	12000533 40413526	IP SP	● ○	● ●
	95	13	C	0,05 7.252	72 NBR 902	B2 U4	23142 40411840	IP SP	○ ○	● ●

d <sub>1</sub> [mm]	d <sub>2</sub> [mm]	b [mm]	DIN Norm	[MPa]	Pressure [psi]	Material	Design	Part No.	PU <sup>1)</sup>	US	EU
60	100	10	A	0,05	7.252	72 NBR 902	BAUM5	49339838 40411369	IP SP	○ ○	● ●
	100	10	AS	0,05	7.252	72 NBR 902	BAUM5SL	49339837 40413675	IP SP	○ ○	● ●
	100	10	AS	0,05	7.252	75 FKM 585	BAUM5SL	49339831 49339832	IP SP	○ ○	● ●
	100	10	A	0,05	7.252	75 FKM 585	BAUM5	49339833 40413402	IP SP	○ ○	● ●
	110	10	AS	0,05	7.252	72 NBR 902	BAU3SLX2	479624 40413255	IP SP	● ○	● ●
	110	10	A	0,05	7.252	72 NBR 902	BAU3X2	530010 40413481	IP SP	○ ○	● ●
	110	10	AS	0,05	7.252	75 FKM 585	BAUM5SLX1	49012130 40413708	IP SP	○ ○	● ●
	110	10	A	0,05	7.252	75 FKM 585	BAUM5X7	478357 40413197	IP SP	○ ○	● ●
	110	12	AS	0,05	7.252	75 FKM 585	BAU3SLX2	455631 40413048	IP SP	● ○	● ●
	110	12	AS	0,05	7.252	72 NBR 902	BAU3SLX2	455632 40413049	IP SP	● ○	● ●
	110	13	A	0,05	7.252	72 NBR 902	BA FG	8965 40411370	IP SP	○ ○	● ●
61	75	8	B	0,05	7.252	72 NBR 902	B1	19542 49332178	IP SP	○ ○	● ●
62	75	10	B	0,05	7.252	72 NBR 902	B1	21017 40411671	IP SP	○ ○	● ●
	80	10	C	0,05	7.252	72 NBR 902	B2 U4	23148 40411841	IP SP	○ ○	● ●
	80	10	A	0,05	7.252	72 NBR 902	BA	8978 40411372	IP SP	○ ○	● ●
	80	12	C	0,05	7.252	72 NBR 902	B2 U5	11647 40411445	IP SP	○ ○	● ●
	85	7	AS	*	*	75 FKM 595	BAB4SLO 8	363452 40412586	IP SP	○ ○	● ●
	85	7	AS	*	*	72 NBR 902	BAB4SLO,8	49305587 40412115	IP SP	○ ○	● ●
	85	10	B	0,05	7.252	72 NBR 902	B1	19889 40411578	IP SP	○ ○	● ●
	85	10	C	0,05	7.252	72 NBR 902	B2 U4	23149 40411842	IP SP	○ ○	● ●
	85	10	A	0,05	7.252	72 NBR 902	BA	8983 40411373	IP SP	○ ○	● ●
	85	10	A	0,05	7.252	75 FKM 585	BAUM5X7	400994 40412736	IP SP	○ ○	● ●
	85	12	C	0,05	7.252	72 NBR 902	B 2	2503 40411012	IP SP	○ ○	● ●
	85	13	C	0,05	7.252	72 NBR 902	B2 U5	23150	-	○	○
	85	13	CS	0,05	7.252	72 NBR 902	B2 U5 SL	23433 40411989	IP SP	○ ○	● ●
	90	10	B	0,05	7.252	72 NBR 902	B1	31506	-	○	○
	90	10	A	0,02	2.901	72 NBR 902	BAFUD4X7	334847 40412332	IP SP	○ ○	● ●
	90	10	AS	0,05	7.252	75 FKM 585	BAUM5SLX7	520029 49332155	IP SP	● ○	● ●
	90	10	A	0,05	7.252	75 FKM 585	BAUM5X7	402395 40412741	IP SP	● ○	● ●
	90	12	C	0,05	7.252	72 NBR 902	B2 U5	23151 40411843	IP SP	○ ○	● ●
	90	12	AS	0,05	7.252	72 NBR 902	BAU4SLX2	470364 40413103	IP SP	○ ○	● ●
90	12	AS	0,05	7.252	75 FKM 585	BAU4SLX2	470365 40413104	IP SP	○ ○	● ●	

d <sub>1</sub> [mm]	d <sub>2</sub> [mm]	b [mm]	DIN Norm	[MPa] Pressure [psi]	Material	Design	Part No.	PU <sup>1)</sup>	US	EU	
62	90	13	B	0,05	7.252	72 NBR 902	B1 U5	19890 40411579	IP SP	○ ○	● ●
	95	13	B	0,05	7.252	72 NBR 902	B1 U5	19891 40411580	IP SP	○ ○	● ●
	100	13	C	0,05	7.252	72 NBR 902	B 2 FG	23152 40411844	IP SP	○ ○	● ●
	120	12	AS	0,05	7.252	72 NBR 902	BAU4SLX2	470345 40413099	IP SP	● ○	● ●
	120	12	AS	0,05	7.252	75 FKM 585	BAU4SLX2	470347 40413100	IP SP	○ ○	● ●
63	85	10	B	0,05	7.252	72 NBR 902	B1	18195 40411474	IP SP	○ ○	● ●
	85	10	C	0,05	7.252	72 NBR 902	B2 U4	23153 40411845	IP SP	○ ○	● ●
	85	10	A	0,05	7.252	72 NBR 902	BA U5	2794 40411040	IP SP	○ ○	● ●
	85	10	A	0,05	7.252	75 FKM 585	BAUM5X7	411527 40412929	IP SP	● ○	● ●
	85	12	C	0,05	7.252	72 NBR 902	B2 U5	14876	-	○	○
	85	13	C	0,05	7.252	72 NBR 902	B 2 FG	23154	-	○	○
	90	10	A	0,05	7.252	72 NBR 902	BA	14877 40411471	IP SP	○ ○	● ●
	90	10	AS	0,05	7.252	75 FKM 585	BAUM5SLX7	410417 40412892	IP SP	○ ○	● ●
	90	10	A	0,05	7.252	75 FKM 585	BAUM5X7	411528 49332144	IP SP	○ ○	● ●
	90	12	C	0,05	7.252	72 NBR 902	B 2	2792 40411039	IP SP	○ ○	● ●
64	80	8	B	0,05	7.252	72 NBR 902	B1	121796 40412120	IP SP	● ○	● ●
	80	8	A	0,02	2.901	72 NBR 902	BAUD	12011006 40413562	IP SP	○ ○	● ●
	80	13	C	0,05	7.252	72 NBR 902	B 2	22781 40411717	IP SP	○ ○	● ●
	85	10	C	0,05	7.252	72 NBR 902	B2 U4	23545 40412009	IP SP	○ ○	● ●
	85	13	C	0,05	7.252	72 NBR 902	B2 U5	23160 40411847	IP SP	○ ○	● ●
	90	10	C	0,05	7.252	72 NBR 902	B2 U4	22782	-	○	○
	90	10	A	0,05	7.252	72 NBR 902	BA	9003 40411374	IP SP	○ ○	● ●
	90	10	AS	0,05	7.252	75 FKM 585	BAUM5SLX7	532938 40413506	IP SP	○ ○	● ●
	90	13	C	0,05	7.252	72 NBR 902	B 2 FG	23161	-	○	○
	90	13	BS	0,05	7.252	72 NBR 902	B1 U5 SL	20108 40411619	IP SP	○ ○	● ●
65	80	7	CS	0,05	7.252	72 NBR 902	B2 U5 SL	23454 40411992	IP SP	○ ○	● ●
	80	7	BS	0,05	7.252	72 NBR 902	B1U4 SLX2	37031	-	○	○
	80	7	AS	*	*	72 NBR 902	BAB4SL	12001711 40413536	IP SP	● ○	● ●
	80	8	B	0,02	2.901	72 NBR 902	B1FUD3	334402 40412255	IP SP	○ ○	● ●
	80	8	AS	0,05	7.252	72 NBR 902	BAU4SLX7	49033418 40413769	IP SP	○ ○	● ●
	80	8	A	0,05	7.252	72 NBR 902	BAU4X2	49046122 40413812	IP SP	● ○	● ●
	80	8	AS	0,05	7.252	75 FKM 585	BAUM4SLX7	474109 40413150	IP SP	○ ○	● ●
	80	8	A	0,05	7.252	75 FKM 585	BAUM4X7	520225 40413267	IP SP	○ ○	● ●

d <sub>1</sub> [mm]	d <sub>2</sub> [mm]	b [mm]	DIN Norm	[MPa] Pressure [psi]	Material	Design	Part No.	PU <sup>1)</sup>	US	EU	
65	80	10	C	1	145	PTFE F56101	B2PT	406826 40412838	IP SP	○ ○ ●	● ●
	85	10	B	0,02	2.901	72 NBR 902	B1FUD4	334375 40412235	IP SP	○ ○ ●	● ●
85	10	C	0,02	2.901	72 NBR 902	B2FUD4	334697 40412313	IP SP	○ ○ ●	● ●	● ●
	85	10	C	1	145	PTFE F56101	B2PT	406827 40412839	IP SP	○ ○ ●	● ●
85	10	A	0,02	2.901	72 NBR 902	BAFUD4X7	334324 40412197	IP SP	● ○ ●	● ●	● ●
85	10	AS	0,02	2.901	72 NBR 902	BAUD4SL	12011195 40413587	IP SP	● ○ ●	● ●	● ●
85	10	AS	0,05	7.252	75 FKM 585	BAUM5SLX7	389999 40412684	IP SP	○ ● ●	● ●	● ●
85	10	A	0,05	7.252	75 FKM 585	BAUM5X7	389826 40412681	IP SP	● ○ ●	● ●	● ●
85	10	A	0,05	7.252	75 FKM 260466	BAUM5X7	49337797 49340762	IP SP	○ ○ ●	● ●	● ●
85	12	C	0,02	2.901	72 NBR 902	B2FUD4	334696 40412312	IP SP	○ ○ ●	● ●	● ●
85	12	AS	0,05	7.252	72 NBR 902	BAU4SLX2	470431 40413121	IP SP	○ ○ ●	● ●	● ●
85	12	AS	0,05	7.252	75 FKM 585	BAU4SLX2	470432 40413122	IP SP	○ ○ ●	● ●	● ●
85	12	A	0,05	7.252	75 FKM 585	BAUM5X7	389292 40412654	IP SP	○ ○ ●	● ●	● ●
85	13	BS	0,02	2.901	72 NBR 902	B1FD4SL	335118 40412416	IP SP	○ ○ ●	● ●	● ●
85	13	B	0,02	2.901	72 NBR 902	B1FUD4	334683 40412300	IP SP	○ ○ ●	● ●	● ●
85	13	C	0,02	2.901	72 NBR 902	B2FUD4	334336 40412205	IP SP	○ ○ ●	● ●	● ●
85	13	A	0,05	7.252	72 NBR 902	BAD FG	9015 40411375	IP SP	○ ○ ●	● ●	● ●
85	13	AS	0,02	2.901	72 NBR 902	BAFUD4SLX7	355410 40412529	IP SP	○ ○ ●	● ●	● ●
90	7	AS	*	*	72 NBR 902	BAB4SL05	49082993 40413900	IP SP	● ○ ●	● ●	● ●
90	7	AS	*	*	75 FKM 595	BAB4SL08	49077380 40413884	IP SP	● ○ ●	● ●	● ●
90	8	AS	0,05	7.252	72 NBR 902	BAU4SLX2	49335222 40413723	IP SP	○ ○ ●	● ●	● ●
90	8	AS	0,05	7.252	75 FKM 585	BAU4SLX2	49335223 40413724	IP SP	○ ○ ●	● ●	● ●
90	10	BS	0,05	7.252	72 NBR 902	B1U5SL2	20163 40411637	IP SP	○ ○ ●	● ●	● ●
90	10	AS	0,05	7.252	72 NBR 902	BAU5SLX2	524504 40413407	IP SP	● ○ ●	● ●	● ●
90	10	A	0,05	7.252	72 NBR 902	BAU5X2	527119 40413454	IP SP	● ○ ●	● ●	● ●
90	10	AS	0,05	7.252	75 FKM 585	BAUM5SLX7	416246 40412945	IP SP	● ○ ●	● ●	● ●
90	10	A	0,05	7.252	75 FKM 585	BAUM5X7	403074 40412753	IP SP	● ○ ●	● ●	● ●
90	12	B	0,02	2.901	72 NBR 902	B1FUD4	334661	-	○ ○	○ ○	○ ○
90	12	CS	0,05	7.252	72 NBR 902	B2 U5 SL2	34900 40412084	IP SP	○ ○ ●	● ●	● ●
90	12	A	0,05	7.252	75 FKM 585	BAUM5X7	389584 40412664	IP SP	○ ○ ●	● ●	● ●
90	13	A	0,05	7.252	72 NBR 902	BA	49332064 40411376	IP SP	○ ○ ●	● ●	● ●
90	13	AS	0,05	7.252	72 NBR 902	BAU5SLX2	49332063 49337329	IP SP	○ ○ ●	● ●	● ●

d <sub>1</sub> [mm]	d <sub>2</sub> [mm]	b [mm]	DIN Norm	[MPa] Pressure [psi]	Material	Design	Part No.	PU <sup>1)</sup>	US	EU	
65	95	10	A	0,02	2.901	72 NBR 902	BAFUD4X7	334849 40412333	IP SP	○ ○	● ●
	95	10	A	0,05	7.252	75 FKM 585	BAUM5X7	411733 40412930	IP SP	○ ○	● ●
	95	13	C	0,05	7.252	72 NBR 902	B2 U5	23166 40411848	IP SP	○ ○	● ●
	100	10	B	0,05	7.252	72 NBR 902	B1 U5	21164 40411674	IP SP	○ ○	● ●
	100	10	C	0,05	7.252	72 NBR 902	B2 U4	22783 40411718	IP SP	○ ○	● ●
	100	10	AS	0,05	7.252	72 NBR 902	BAU5SLX2	49081014 40413890	IP SP	● ○	● ●
	100	10	A	0,05	7.252	72 NBR 902	BAU5X2	49072325 40413873	IP SP	● ○	● ●
	100	10	AS	0,05	7.252	75 FKM 585	BAUM5SLX7	410408 40412891	IP SP	● ○	● ●
	100	10	AS	0,05	7.252	72 NBR 902	BAUM5SLX7	451669 40413022	IP SP	● ○	● ●
	100	10	A	0,05	7.252	75 FKM 585	BAUM5X7	401003 40412737	IP SP	● ○	● ●
	100	12	C	0,05	7.252	72 NBR 902	B 2	19775 40411559	IP SP	○ ○	● ●
	100	12	A	0,05	7.252	72 NBR 902	BA	9041 40411377	IP SP	○ ○	● ●
	100	12	AS	0,05	7.252	72 NBR 902	BAU4SLX2	470433 40413123	IP SP	○ ○	● ●
	100	12	AS	0,05	7.252	75 FKM 585	BAU4SLX2	470434 40413124	IP SP	● ○	● ●
	100	13	BS	0,02	2.901	72 NBR 902	B1FUD4SL	335119 40412417	IP SP	○ ○	● ●
	100	13	C	0,05	7.252	72 NBR 902	B2 U5	23167 40411849	IP SP	○ ○	● ●
	110	10	AS	0,05	7.252	72 NBR 902	BAU4SLX2	522256 40413333	IP SP	○ ○	● ●
	110	10	A	0,05	7.252	72 NBR 902	BAU4X2	49326862 49326923	IP SP	○ ○	● ●
	120	10	AS	0,05	7.252	72 NBR 902	BAU5SLX2	49037439 40413782	IP SP	● ○	● ●
	120	10	A	0,05	7.252	72 NBR 902	BAU5X2	49037440 40413783	IP SP	● ○	● ●
120	10	AS	0,05	7.252	75 FKM 585	BAUM5SLX1	49011962 40413681	IP SP	○ ○	● ●	
120	10	A	0,05	7.252	75 FKM 585	BAUM5X1	49012129 40413707	IP SP	○ ○	● ●	
120	12	AS	0,05	7.252	75 FKM 585	BAU4SLX2	455633 40413050	IP SP	● ○	● ●	
120	12	AS	0,05	7.252	72 NBR 902	BAU4SLX2	455634 40413051	IP SP	● ○	● ●	
140	12	AS	0,05	7.252	75 FKM 585	BAU4SLX2	455635 40413052	IP SP	○ ○	● ●	
140	12	AS	0,05	7.252	72 NBR 902	BAU4SLX2	455636 40413053	IP SP	○ ○	● ●	
140	12	A	0,05	7.252	72 NBR 902	BAU4X2	475367	-	○	○	
66	90	13	C	0,05	7.252	72 NBR 902	B 2 FG	23171 40411850	IP SP	○ ○	● ●
67	80	10	B	0,05	7.252	72 NBR 902	B1	21022 40411672	IP SP	○ ○	● ●
	85	10	C	0,05	7.252	72 NBR 902	B2U4	415598 40412944	IP SP	○ ○	● ●
	90	10	C	0,05	7.252	72 NBR 902	B 2	22784	-	○	○
	90	10	AS	0,05	7.252	72 NBR 902	BAU5SLX27	464665	-	○	○

d <sub>1</sub> [mm]	d <sub>2</sub> [mm]	b [mm]	DIN Norm	[MPa]	Pressure [psi]	Material	Design	Part No.	PU <sup>1)</sup>	US	EU
67	90	10	AS	0,05	7.252	75 FKM 585	BAUM5SLX7	531790 40413496	IP SP	○ ○	● ●
	90	13	C	0,05	7.252	72 NBR 902	B 2 FG	23174 40411851	IP SP	○ ○	● ●
68	78	7	B	0,05	7.252	72 NBR 902	B1	26008 40412049	IP SP	○ ○	● ●
	80	7	AS	*	*	72 NBR 902	BABSL1	323546	-	○	○
	85	10	B	0,02	2.901	72 NBR 902	B1FUD4	334403 40412256	IP SP	○ ○	● ●
	85	10	A	0,02	2.901	72 NBR 902	BAFUD4X7	411221 40412909	IP SP	○ ○	● ●
	87	8	AS	0,02	2.901	72 NBR 902	BAUD3SL	12011197 40413588	IP SP	○ ○	● ●
	90	10	C	0,05	7.252	72 NBR 902	B 2	23176 40411852	IP SP	○ ○	● ●
	90	10	B	0,05	7.252	72 NBR 902	B1 U5	23827 40412041	IP SP	○ ○	● ●
	90	10	BS	0,05	7.252	72 NBR 902	B1 U5 SL	66622 40412105	IP SP	○ ○	● ●
	90	10	CS	0,05	7.252	72 NBR 902	B2 SL	38056 40412092	IP SP	○ ○	● ●
	90	10	AS	0,05	7.252	72 NBR 902	BA U5 SL2	9060 40411378	IP SP	○ ○	● ●
	90	10	AS	*	*	72 NBR 902	BAB4SL	12011532 40413602	IP SP	○ ○	● ●
	90	10	A	0,05	7.252	72 NBR 902	BAU5X2	49325938 40412527	IP SP	○ ○	● ●
	90	10	AS	0,05	7.252	75 FKM 585	BAUM5SLX7	407291 40412868	IP SP	○ ○	● ●
	90	10	A	0,05	7.252	75 FKM 585	BAUM5X7	389793 40412678	IP SP	● ○	● ●
	90	12	C	0,05	7.252	72 NBR 902	B2 U5	23177 40411853	IP SP	○ ○	● ●
	90	13	B	0,05	7.252	72 NBR 902	B1 U5	19904	-	○	○
	90	13	BS	0,02	2.901	72 NBR 902	B1FUD4SL	335120 40412418	IP SP	○ ○	● ●
	95	13	C	0,05	7.252	72 NBR 902	B2 U5	23178 40411854	IP SP	○ ○	● ●
	100	10	C	0,05	7.252	72 NBR 902	B 2	23180 40411856	IP SP	○ ○	● ●
	100	10	A	0,05	7.252	72 NBR 902	BA	9062 40411379	IP SP	○ ○	● ●
100	10	A	0,05	7.252	75 FKM 585	BAUM5X7	411777 40412931	IP SP	○ ○	● ●	
100	12	C	0,05	7.252	72 NBR 902	B2 U5	23179 40411855	IP SP	○ ○	● ●	
69	90	10	A	0,05	7.252	72 NBR 902	BA U5	9066 40411380	IP SP	○ ○	● ●
69,850	104,750	14,20	AS	0,05	7.252	75 FKM 595	BAU5SL	429414 49332186	IP SP	○ ○	● ●
70	80	8	BS	0,02	2.901	72 NBR 902	B1FUD2SL	456301 40413069	IP SP	○ ○	● ●
	85	7	A	0,02	2.901	72 NBR 902	BAFX7	355485 40412554	IP SP	○ ○	● ●
	85	8	B	0,02	2.901	72 NBR 902	B1FUD3	334267 40412171	IP SP	○ ○	● ●
	85	8	BS	0,02	2.901	72 NBR 902	B1FUD3SL1	346133 40412509	IP SP	○ ○	● ●
	85	8	A	0,02	2.901	72 NBR 902	BAFUD3X7	334851 40412334	IP SP	● ○	● ●
	85	8	AS	0,05	7.252	72 NBR 902	BAU4SLX2	49313740 49321949	IP SP	● ○	● ●

d <sub>1</sub> [mm]	d <sub>2</sub> [mm]	b [mm]	DIN Norm	[MPa] Pressure [psi]	Material	Design	Part No.	PU <sup>1)</sup>	US	EU	
70	85	8	AS	0,05	7.252	75 FKM 585	BAUM4SLX7	532958 40413509	IP SP	● ○	● ●
	85	8	A	0,05	7.252	75 FKM 585	BAUM4X7	407045 40412853	IP SP	● ○	● ●
88	6,50	AS	*	*	72 NBR 902	BAB4SLO8	355823	-	○	○	○
90	7	AS	*	*	72 NBR 902	BAB SL1	3059 40411056	IP SP	● ○	● ●	● ●
90	7	AS	*	*	75 FKM 595	BAB SL1	49008932 40413658	IP SP	● ○	● ●	● ●
90	10	B	0,02	2.901	72 NBR 902	B1FUD4	334647 40412271	IP SP	○ ○	● ●	● ●
90	10	C	0,02	2.901	72 NBR 902	B2FUD4	334651 40412275	IP SP	○ ○	● ●	● ●
90	10	C	1	145	PTFE F56101	B2PT	406771 40412822	IP SP	○ ○	● ●	● ●
90	10	AS	0,05	7.252	72 NBR 902	BAU5SLX2	524198 40413395	IP SP	● ○	● ●	● ●
90	10	A	0,05	7.252	72 NBR 902	BAU5X2	49055826 40413816	IP SP	● ○	● ●	● ●
90	10	AS	0,05	7.252	75 FKM 585	BAUM5SLX7	520226 40413268	IP SP	● ○	● ●	● ●
90	10	AS	0,05	7.252	75 FKM 585	BAUM5SLX7	49334670	-	○	○	○
90	10	A	0,05	7.252	75 FKM 585	BAUM5X7	376664 40412611	IP SP	● ○	● ●	● ●
90	10	A	0,05	7.252	75 FKM 260466	BAUM5X7	49309337 49340764	IP SP	○ ○	● ●	● ●
90	12	B	0,02	2.901	72 NBR 902	B1FUD4	334649 40412273	IP SP	○ ○	● ●	● ●
90	12	C	0,02	2.901	72 NBR 902	B2FUD4	334650 40412274	IP SP	○ ○	● ●	● ●
90	12	AS	0,05	7.252	72 NBR 902	BAU4SLX2	455638 40413055	IP SP	● ○	● ●	● ●
90	12	A	0,05	7.252	72 NBR 902	BAU4X2	520465 40413281	IP SP	○ ○	● ●	● ●
90	12	AS	0,05	7.252	75 FKM 585	BAUM4SLX1	49306041 49324567	IP SP	● ○	● ●	● ●
90	12	A	0,05	7.252	75 FKM 585	BAUM5X7	388870 40412650	IP SP	○ ○	● ●	● ●
90	13	BS	0,05	7.252	72 NBR 902	B1 SL	7534 40411199	IP SP	○ ○	● ●	● ●
90	13	B	0,02	2.901	72 NBR 902	B1FUD4	334648 40412272	IP SP	○ ○	● ●	● ●
90	13	CS	0,05	7.252	72 NBR 902	B2 U5 SL2	23457 40411993	IP SP	○ ○	● ●	● ●
90	13	C	0,02	2.901	72 NBR 902	B2FUD4	334358 40412222	IP SP	○ ○	● ●	● ●
90	13	A	0,05	7.252	72 NBR 902	BA U5	9101 40411381	IP SP	○ ○	● ●	● ●
90	13	AS	0,05	7.252	72 NBR 902	BA U5 SL	9102 40411382	IP SP	○ ○	● ●	● ●
95	8	B	0,02	2.901	72 NBR 902	B1F	310667 40412148	IP SP	○ ○	● ●	● ●
95	10	C	0,05	7.252	72 NBR 902	B2 U4	22786 40411719	IP SP	○ ○	● ●	● ●
95	10	A	0,05	7.252	72 NBR 902	BA U	9106 40411383	IP SP	○ ○	● ●	● ●
95	12	AS	0,05	7.252	75 FKM 585	BAUM5SLX7	405449 40412771	IP SP	● ○	● ●	● ●
95	12	A	0,05	7.252	75 FKM 585	BAUM5X7	49326898 49326939	IP SP	○ ○	● ●	● ●
95	13	B	0,05	7.252	72 NBR 902	B1	19909 40411581	IP SP	○ ○	● ●	● ●

d <sub>1</sub> [mm]	d <sub>2</sub> [mm]	b [mm]	DIN Norm	[MPa]	Pressure [psi]	Material	Design	Part No.	PU <sup>1)</sup>	US	EU
70	95	13	BS	0,05	7.252	72 NBR 902	B1U5SLX2	49010593 40413668	IP SP	○ ○	● ●
	95	13	C	0,05	7.252	72 NBR 902	B2 U5	23185 40411857	IP SP	○ ○	● ●
95	13	A	0,05	7.252	72 NBR 902	BA U5	9108 40411384	IP SP	○ ○	● ●	
	98	13	C	0,05	7.252	72 NBR 902	B 2 FG	23186	-	○	○
100	6	A	0,05	7.252	72 NBR 902	BA	9110 40411385	IP SP	○ ○	● ●	
100	10	B	0,02	2.901	72 NBR 902	B1FUD4	334699 40412314	IP SP	○ ○	● ●	
100	10	C	0,02	2.901	72 NBR 902	B2FUD4	334702 40412316	IP SP	○ ○	● ●	
100	10	C	1	145	PTFE F56101	B2PT	406829 40412840	IP SP	○ ○	● ●	
100	10	A	0,02	2.901	72 NBR 902	BAFUD4X7	334325 40412198	IP SP	○ ○	● ●	
100	10	AS	0,05	7.252	72 NBR 902	BAU4SLX2	522359 40413340	IP SP	● ○	● ●	
100	10	A	0,05	7.252	72 NBR 902	BAU5	340877	-	○	○	
100	10	A	0,02	2.901	72 NBR 902	BAUD4	523842 40413382	IP SP	○ ○	● ●	
100	10	AS	0,05	7.252	75 FKM 585	BAUM5SLX7	524105 40413385	IP SP	○ ○	● ●	
100	10	A	0,05	7.252	75 FKM 585	BAUM5X7	398035 40412702	IP SP	● ○	● ●	
100	12	C	0,02	2.901	72 NBR 902	B2FUD4	334338 40412207	IP SP	○ ○	● ●	
100	12	A	0,02	2.901	72 NBR 902	BAUD4	523564 40413374	IP SP	○ ○	● ●	
100	13	B	0,02	2.901	72 NBR 902	B1FUD4	334698	-	○	○	
100	13	C	0,02	2.901	72 NBR 902	B2FUD4	334700 40412315	IP SP	○ ○	● ●	
100	13	A	0,05	7.252	72 NBR 902	BA U5	9122 40411386	IP SP	○ ○	● ●	
105	13	C	0,05	7.252	72 NBR 902	B 2 FG	23189 40411858	IP SP	○ ○	● ●	
110	8	A	0,05	7.252	72 NBR 902	BAU4X2	49033018 40413766	IP SP	● ○	● ●	
110	8	A	0,05	7.252	75 FKM 585	BAUM4X1	49012067 40413697	IP SP	○ ○	● ●	
110	10	AS	0,05	7.252	72 NBR 902	BAU5SLX7	49335226 40412615	IP SP	○ ○	● ●	
110	12	AS	0,05	7.252	75 FKM 585	BAU4SLX1	49310285 49321943	IP SP	● ○	● ●	
110	12	AS	0,05	7.252	72 NBR 902	BAU4SLX2	455641 40413057	IP SP	● ○	● ●	
110	13	C	0,05	7.252	72 NBR 902	B 2 FG	23190 40411859	IP SP	○ ○	● ●	
110	13	B	0,05	7.252	72 NBR 902	B1 U5	19912 40411582	IP SP	○ ○	● ●	
110	13	A	0,05	7.252	72 NBR 902	BA U5	9130 40411387	IP SP	○ ○	● ●	
110	13	AS	0,02	2.901	72 NBR 902	BAFUD4SLX7	407536 40412876	IP SP	● ○	● ●	
115	16	A	0,05	7.252	72 NBR 902	BA U5	306770	-	○	○	
120	10	AS	0,02	2.901	72 NBR 902	BAUD4SLX27	452953 40413035	IP SP	○ ○	● ●	
125	12	AS	0,05	7.252	72 NBR 902	BAU5SLX2	49011092 40413673	IP SP	○ ○	● ●	
125	12	A	0,05	7.252	72 NBR 902	BAU5X2	49011093 40413674	IP SP	● ○	● ●	



d <sub>1</sub> [mm]	d <sub>2</sub> [mm]	b [mm]	DIN Norm	[MPa] Pressure [psi]	Material	Design	Part No.	PU <sup>1)</sup>	US	EU	
70	130	10	AS	0,05	7.252	72 NBR 902	BAU3SLX2	479457 40413253	IP SP	○ ○	● ●
		10	A	0,05	7.252	72 NBR 902	BAU3X2	479458 40413254	IP SP	○ ○	● ●
	130	10	AS	0,05	7.252	75 FKM 585	BAUM5SLX1	49011951 40413680	IP SP	○ ○	● ●
		10	A	0,05	7.252	75 FKM 585	BAUM5X1	49012128	-	○	○
	130	12	AS	0,05	7.252	72 NBR 902	BAU3SLX2	477908 40413194	IP SP	○ ○	● ●
	150	12	AS	0,05	7.252	72 NBR 902	BAU5SLX2	49069923 40413866	IP SP	○ ○	● ●
	150	12	A	0,05	7.252	72 NBR 902	BAU5X2	49069924 40413867	IP SP	○ ○	● ●
72	84	7	B	0,05	7.252	72 NBR 902	B1	23821 40412040	IP SP	○ ○	● ●
		7	A	0,05	7.252	72 NBR 902	BAU3X27	49310983 49343896	IP SP	○ ○	● ●
	84	7	A	0,05	7.252	75 FKM 585	BAUM3X7	410718 40412896	IP SP	○ ○	● ●
		18	B	0,02	2.901	72 NBR 902	B1FUD4	408294	-	○	○
	86	7	AS	0,05	7.252	72 NBR 902	BAU3SLX2	49063580 40413829	IP SP	● ○	● ●
	90	10	C	0,05	7.252	72 NBR 902	B2 U4	22788 40411720	IP SP	○ ○	● ●
	90	10	A	0,05	7.252	75 FKM 595	BA	418071 40402456	IP SP	○ ○	● ●
	90	10	A	0,05	7.252	72 NBR 902	BAU5X2	49025290 40413746	IP SP	○ ○	● ●
	90	13	C	0,05	7.252	72 NBR 902	B2 U5	22789	-	○	○
	95	10	B	0,05	7.252	72 NBR 902	B1 U5	10761 40411437	IP SP	○ ○	● ●
	95	10	C	0,05	7.252	72 NBR 902	B2 U4	23192 40411860	IP SP	○ ○	● ●
	95	10	AS	0,02	2.901	72 NBR 902	BAFUD4SLX7	437162 40413009	IP SP	○ ○	● ●
	95	10	A	0,02	2.901	72 NBR 902	BAFUD4X7	366669 40412597	IP SP	○ ○	● ●
	95	10	A	0,05	7.252	75 FKM 585	BAUM5X7	411780 40412932	IP SP	○ ○	● ●
	95	12	C	0,05	7.252	72 NBR 902	B2 U5	2634 40411029	IP SP	○ ○	● ●
	95	12	AS	0,05	7.252	72 NBR 902	BAU4SLX2	470366 40413105	IP SP	● ○	● ●
	95	12	AS	0,05	7.252	75 FKM 585	BAU4SLX2	470367 40413106	IP SP	○ ○	● ●
	95	13	B	0,05	7.252	72 NBR 902	B1 U5	19914 40411583	IP SP	○ ○	● ●
	95	13	BS	0,05	7.252	72 NBR 902	B1D SL	3513 40411066	IP SP	○ ○	● ●
	95	13	C	0,05	7.252	72 NBR 902	B2 U5	4774	-	○	○
	100	10	C	0,05	7.252	72 NBR 902	B2 U4	23194 40411861	IP SP	○ ○	● ●
	100	10	C	1	145	PTFE F56101	B2PT	406831	-	○	○
	100	10	A	0,05	7.252	72 NBR 902	BA U5	9142 40411388	IP SP	○ ○	● ●
100	10	A	0,02	2.901	72 NBR 902	BAUD4	523565 40413375	IP SP	○ ○	● ●	
100	10	AS	0,05	7.252	75 FKM 585	BAUM5SLX7	407289 40412867	IP SP	○ ○	● ●	
100	10	A	0,05	7.252	75 FKM 585	BAUM5X7	401034 40412740	IP SP	○ ○	● ●	

d <sub>1</sub> [mm]	d <sub>2</sub> [mm]	b [mm]	DIN Norm	[MPa] Pressure [psi]	Material	Design	Part No.	PU <sup>1)</sup>	US	EU	
72	100	12	C	0,05	7.252	72 NBR 902	B 2	16196 40411472	IP SP	○ ○	● ●
	100	12	A	0,02	2.901	72 NBR 902	BAUD4FX7	520460	-	○	○
	100	13	C	0,05	7.252	72 NBR 902	B 2 FG	23195 40411862	IP SP	○ ○	● ●
	105	13	C	0,05	7.252	72 NBR 902	B 2 FG	23196 40411863	IP SP	○ ○	● ●
	105	13	BS	0,05	7.252	72 NBR 902	B1 U5 SL	153821	-	○	○
	110	13	C	0,05	7.252	72 NBR 902	B 2 FG	23197 40411864	IP SP	○ ○	● ●
	130	12	AS	0,05	7.252	72 NBR 902	BAU4SLX2	523524 40413361	IP SP	○ ○	● ●
	140	12	AS	0,05	7.252	72 NBR 902	BAU4SLX2	470349 40413101	IP SP	○ ○	● ●
	140	12	AS	0,05	7.252	75 FKM 585	BAU4SLX2	470351 40413102	IP SP	○ ○	● ●
	140	12	A	0,05	7.252	72 NBR 902	BAU4X2	49326863 49326924	IP SP	○ ○	● ●
	140	12	A	0,05	7.252	75 FKM 585	BAU4X2	49326872 49326932	IP SP	○ ○	● ●
73	95	10	C	0,05	7.252	72 NBR 902	B2 U4	22790 40411721	IP SP	○ ○	● ●
74	90	10	C	0,05	7.252	72 NBR 902	B2 U4	22792 40411722	IP SP	○ ○	● ●
	90	10	A	0,05	7.252	72 NBR 902	BA	9149 40411389	IP SP	○ ○	● ●
	95	10	C	0,05	7.252	72 NBR 902	B2 U4	22793 40411723	IP SP	○ ○	● ●
	95	10	A	0,02	2.901	72 NBR 902	BAFUD4X7	334852 40412335	IP SP	○ ○	● ●
	100	13	C	0,05	7.252	72 NBR 902	B 2 FG	23200 40411866	IP SP	○ ○	● ●
75	90	8	A	0,05	7.252	72 NBR 902	BAU4X2	49024277 40413744	IP SP	● ○	● ●
	90	8	A	0,05	7.252	75 FKM 585	BAUM4X7	520865 40413301	IP SP	○ ○	● ●
	90	10	AS	*	*	72 NBR 902	BAB4SL	12001716 40413537	IP SP	● ○	● ●
	90	10	AS	0,05	7.252	75 FKM 585	BAUM4SLX7	468762 40413093	IP SP	○ ○	● ●
	90	10	A	0,05	7.252	75 FKM 585	BAUM4X7	435005 40413003	IP SP	○ ○	● ●
	90	12	C	0,05	7.252	72 NBR 902	B2 U4	22795 40411724	IP SP	○ ○	● ●
	95	7	AS	*	*	72 NBR 902	BAB4SL1	49338180 40412123	IP SP	○ ○	○ ○
	95	7	AS	*	*	75 FKM 595	BABSL1	49338158 40412524	IP SP	○ ○	● ●
	95	9	AS	0,02	2.901	72 NBR 902	BAFUD4SLX2	417887 40412946	IP SP	○ ○	● ●
	95	10	B	0,02	2.901	72 NBR 902	B1FUD4	334598 40412267	IP SP	○ ○	● ●
	95	10	BS	0,02	2.901	72 NBR 902	B1FUD4SL1	334382 40412241	IP SP	● ○	● ●
	95	10	C	0,02	2.901	72 NBR 902	B2FUD4	334596 40412266	IP SP	○ ○	● ●
	95	10	C	1	145	PTFE F56101	B2PT	406832 40412841	IP SP	○ ○	● ●
	95	10	AS	*	*	75 FKM 595	BABSL1 O	372629 40412608	IP SP	○ ○	● ●
	95	10	AS	0,05	7.252	72 NBR 902	BAU5SLX2	49037605 40413799	IP SP	● ○	● ●

d <sub>1</sub> [mm]	d <sub>2</sub> [mm]	b [mm]	DIN Norm	[MPa] Pressure [psi]	Material	Design	Part No.	PU <sup>1)</sup>	US	EU	
75	95	10	A	0,05	7.252	72 NBR 902	BAU5X2	49017472 40413725	IP SP	● ○	● ●
	95	10	AS	0,05	7.252	75 FKM 585	BAUM4SLX7	521009 40413311	IP SP	● ○	● ●
95	10	10	A	0,05	7.252	75 FKM 585	BAUM5X7	402396 40412742	IP SP	● ○	● ●
	12	12	BS	0,05	7.252	72 NBR 902	B1 U5 SL	150288	-	○	○
95	12	12	C	0,02	2.901	72 NBR 902	B2FUD4	334595 40412265	IP SP	○ ○	● ●
	12	12	A	0,05	7.252	72 NBR 902	BA U5	9172 40411390	IP SP	○ ○	● ●
95	12	12	AS	0,05	7.252	72 NBR 902	BAU5SLX2	524699 40413421	IP SP	○ ○	● ●
	12	12	A	0,05	7.252	75 FKM 585	BAUM5X7	389609 40412666	IP SP	○ ○	● ●
95	13	13	B	0,02	2.901	72 NBR 902	B1FUD4	334597	-	○	○
	13	13	C	0,05	7.252	72 NBR 902	B2	22839	-	○	○
100	10	10	B	0,02	2.901	72 NBR 902	B1FUD4	334539 40412264	IP SP	○ ○	● ●
	10	10	C	0,02	2.901	72 NBR 902	B2FUD4	334331 40412200	IP SP	○ ○	● ●
100	10	10	C	1	145	PTFE F56101	B2PT10	526214 40413443	IP SP	○ ○	● ●
	10	10	AS	0,05	7.252	72 NBR 902	BAU5SLX2	524653 40413418	IP SP	● ○	● ●
100	10	10	A	0,05	7.252	72 NBR 902	BAU5X2	525285 40413429	IP SP	● ○	● ●
	10	10	AS	0,05	7.252	75 FKM 585	BAUM5SLX7	407279 40412865	IP SP	● ○	● ●
100	10	10	A	0,05	7.252	75 FKM 585	BAUM5X7	398031 40412701	IP SP	● ○	● ●
	11	11	AS	*	*	72 NBR 902	BAB4 SLO 8	477396 40413177	IP SP	○ ○	● ●
100	11	11	AS	*	*	75 FKM 595	BAB4SLO8	523594 40413377	IP SP	○ ○	● ●
	12	12	B	0,02	2.901	72 NBR 902	B1FUD4	334934 40412364	IP SP	○ ○	● ●
100	12	12	C	0,02	2.901	72 NBR 902	B2FUD4	334973 40412388	IP SP	○ ○	● ●
	12	12	AS	0,02	2.901	72 NBR 902	BAFUD4SLX7	334855 40412336	IP SP	○ ○	● ●
100	12	12	A	0,05	7.252	75 FKM 585	BAUM5X7	389296 40412655	IP SP	○ ○	● ●
	13	13	BS	0,02	2.901	72 NBR 902	B1FUD4SL	334405 40412257	IP SP	○ ○	● ●
100	13	13	C	0,05	7.252	72 NBR 902	B2 15GD	23529 40412002	IP SP	○ ○	● ●
	13	13	CS	0,02	2.901	72 NBR 902	B2FUD4SL	334974 40412389	IP SP	○ ○	● ●
100	13	13	A	0,05	7.252	72 NBR 902	BA U5	9189 40411391	IP SP	○ ○	● ●
	105	12	A	0,02	2.901	72 NBR 902	BAUD4	12011023 40413563	IP SP	○ ○	● ●
105	13	13	B	0,05	7.252	72 NBR 902	B1	19924 40411585	IP SP	○ ○	● ●
	13	13	C	0,05	7.252	72 NBR 902	B2 U5	23207 40411867	IP SP	○ ○	● ●
110	12	12	A	0,02	2.901	72 NBR 902	BAUD4	12011024 40413564	IP SP	○ ○	● ●
	13	13	B	0,05	7.252	72 NBR 902	B1 U5	19925 49332223	IP SP	○ ○	● ●

d <sub>1</sub> [mm]	d <sub>2</sub> [mm]	b [mm]	DIN Norm	[MPa]	Pressure [psi]	Material	Design	Part No.	PU <sup>1)</sup>	US	EU
75	110	13	C	0,05	7.252	72 NBR 902	B2 U5	23208 40411868	IP SP	○ ○	● ●
	110	13	AS	0,02	2.901	72 NBR 902	BAUD4SL	12000542 40413527	IP SP	○ ○	● ●
	115	10	A	0,05	7.252	72 NBR 902	BAU5X2	49065154 40413839	IP SP	○ ○	● ●
	115	12	AS	0,05	7.252	72 NBR 902	BAU4SLX2	475360 40413159	IP SP	● ○	● ●
	115	12	AS	0,05	7.252	75 FKM 585	BAUM4SLX7	477664 40413187	IP SP	○ ○	● ●
	115	13	C	0,02	2.901	72 NBR 902	B2F UD4	335192 40412442	IP SP	○ ○	● ●
	120	12	AS	0,05	7.252	72 NBR 902	BAU5SLX2	49310200 40413020	IP SP	● ○	● ●
	120	12	A	0,05	7.252	72 NBR 902	BAU5X2	49326903 49326945	IP SP	○ ○	● ●
	120	12	AS	0,05	7.252	75 FKM 585	BAUM5SLX1	49012063 40413693	IP SP	○ ○	● ●
	120	12	A	0,05	7.252	75 FKM 585	BAUM5X1	49013714 49332166	IP SP	○ ○	● ●
	130	10	AS	0,05	7.252	72 NBR 902	BAU4SLX2	477279 49332153	IP SP	○ ○	● ●
	130	12	AS	0,05	7.252	75 FKM 585	BAU4SLX2	455642 40413058	IP SP	○ ○	● ●
	130	12	AS	0,05	7.252	72 NBR 902	BAU4SLX2	455643 40413059	IP SP	● ○	● ●
	130	12	A	0,05	7.252	72 NBR 902	BAU4X2	49326865 49326925	IP SP	○ ○	● ●
	130	12	A	0,05	7.252	75 FKM 585	BAU4X2	49326873 49326933	IP SP	○ ○	● ●
76	95	10	B	0,05	7.252	72 NBR 902	B1	19927 40411586	IP SP	○ ○	● ●
	100	10	A	0,05	7.252	72 NBR 902	BA U5	9198 40411392	IP SP	○ ○	● ●
77	95	10	C	0,05	7.252	72 NBR 902	B2 U4	22797 40411725	IP SP	○ ○	● ●
	100	10	C	0,05	7.252	72 NBR 902	B2 U4	22798 40411726	IP SP	○ ○	● ●
78	95	13	C	0,05	7.252	72 NBR 902	B 2	22799 40411727	IP SP	○ ○	● ●
	100	10	C	0,05	7.252	72 NBR 902	B 2	22800 40411728	IP SP	○ ○	● ●
	100	10	B	0,05	7.252	72 NBR 902	B1	31819 40412071	IP SP	○ ○	● ●
	100	10	A	0,05	7.252	72 NBR 902	BAU5	9204 40411393	IP SP	○ ○	● ●
	100	10	A	0,05	7.252	75 FKM 585	BAUM5X7	401025 40412739	IP SP	○ ○	● ●
	100	12	C	0,05	7.252	72 NBR 902	B 2	23214	-	○	○
	100	13	BS	0,05	7.252	72 NBR 902	B1 D SL	20173 40411638	IP SP	○ ○	● ●
	105	13	C	0,05	7.252	72 NBR 902	B 2	23215 40411871	IP SP	○ ○	● ●
80	90	5	A	-	-	72 NBR 902	BA OF	389266 40412651	IP SP	● ○	● ●
	95	5	A	-	-	72 NBR 902	BAOF	349011 40412521	IP SP	○ ○	● ●
	95	10	C	0,05	7.252	72 NBR 902	B2 U4	106305 40412116	IP SP	○ ○	● ●
	100	7	AS	*	*	72 NBR 902	BAB4F SLO 8	49001653 40413630	IP SP	● ○	● ●

d <sub>1</sub> [mm]	d <sub>2</sub> [mm]	b [mm]	DIN Norm	[MPa]	Pressure [psi]	Material	Design	Part No.	PU <sup>1)</sup>	US	EU
80	100	7	AS	*	*	75 FKM 595	BABSL1	390171 40412686	IP SP	● ○	● ●
	100	7,50	BS	0,05	7.252	72 NBR 902	B1U4SLX2	37041 49341985	IP SP	○ ○	● ●
	100	10	B	0,02	2.901	72 NBR 902	B1FUD4	334406 40412258	IP SP	○ ○	● ●
	100	10	BS	0,02	2.901	72 NBR 902	B1FUD4SL	429457 40412988	IP SP	○ ○	● ●
	100	10	C	0,02	2.901	72 NBR 902	B2FUD4	334355 40412219	IP SP	● ○	● ●
	100	10	C	1	145	PTFE F56101	B2PT	406772 40412823	IP SP	○ ○	● ●
	100	10	A	0,05	7.252	72 NBR 902	BA U5	9216	-	○	○
	100	10	AS	0,05	7.252	72 NBR 902	BAU5SLX2	524139 40413387	IP SP	● ○	● ●
	100	10	A	0,05	7.252	72 NBR 902	BAU5X2	49078390 40413886	IP SP	● ○	● ●
	100	10	AS	0,05	7.252	75 FKM 585	BAUM5SLX7	468978 40413095	IP SP	● ○	● ●
	100	10	A	0,05	7.252	75 FKM 585	BAUM5X7	398029 40412700	IP SP	● ○	● ●
	100	12	BS	0,05	7.252	72 NBR 902	B1U5SL	331073 49332257	IP SP	○ ○	● ●
	100	12	CS	0,05	7.252	72 NBR 902	B2 U5 SL2	34903 40412085	IP SP	○ ○	● ●
	100	12	C	0,02	2.901	72 NBR 902	B2FUD4	334362 40412226	IP SP	○ ○	● ●
	100	12	AS	0,05	7.252	72 NBR 902	BAU4SLX2	470439 40413129	IP SP	○ ○	● ●
	100	12	AS	0,05	7.252	75 FKM 585	BAU4SLX2	470440 40413130	IP SP	○ ○	● ●
	100	12	A	0,05	7.252	75 FKM 585	BAUM5X7	388823 40412643	IP SP	○ ○	● ●
	100	12	A	0,05	7.252	75 FKM 260466	BAUM5X7	49308111 49340767	IP SP	○ ○	● ●
	100	13	BS	0,02	2.901	72 NBR 902	B1F UD4 SL	335189 40412439	IP SP	○ ○	● ●
	100	13	B	0,02	2.901	72 NBR 902	B1FUD4	335147	-	○	○
	100	13	C	0,02	2.901	72 NBR 902	B2FUD4	334359 40412223	IP SP	○ ○	● ●
	100	13	CS	0,02	2.901	72 NBR 902	B2FUD4SL	335999 40412477	IP SP	○ ○	● ●
	100	13	A	0,05	7.252	72 NBR 902	BA U5	9221 40411394	IP SP	○ ○	● ●
	100	13	AS	0,02	2.901	72 NBR 902	BAUD4SL	12011204 40413589	IP SP	○ ○	● ●
105	7,50	AS	*	*	*	75 FKM 595	BABSL1	418858 40412961	IP SP	○ ○	● ●
105	13	BS	0,05	7.252	72 NBR 902	72 NBR 902	B1 U5 SL	20176 40411639	IP SP	○ ○	● ●
105	13	B	0,02	2.901	72 NBR 902	72 NBR 902	B1FUD4	355629 40412563	IP SP	○ ○	● ●
105	13	C	0,02	2.901	72 NBR 902	72 NBR 902	B2F UD4	356384 40412575	IP SP	○ ○	● ●
105	13	A	0,02	2.901	72 NBR 902	72 NBR 902	BAFUD4X7	334326 40412199	IP SP	○ ○	● ●
105	15	B	0,05	7.252	72 NBR 902	72 NBR 902	B1U5	331070 49332127	IP SP	○ ○	● ●
110	8	A	0,05	7.252	72 NBR 902	72 NBR 902	BAU4X2	524780 40413425	IP SP	○ ○	● ●
110	10	B	0,05	7.252	72 NBR 902	72 NBR 902	B1	19932 40411587	IP SP	○ ○	● ●

d <sub>1</sub> [mm]	d <sub>2</sub> [mm]	b [mm]	DIN Norm	[MPa]	Pressure [psi]	Material	Design	Part No.	PU <sup>1)</sup>	US	EU
80	110	10	C	1	145	PTFE F56101	B2PT	406833 40412842	IP SP	○ ○	● ●
	110	10	AS	*	*	72 NBR 902	BAB4SLO,8	49043290 40413803	IP SP	○ ○	● ●
	110	10	AS	0,05	7.252	72 NBR 902	BAU5SLX2	49313084 49321947	IP SP	● ○	● ●
	110	10	A	0,05	7.252	72 NBR 902	BAU5X2	49033031 40413767	IP SP	● ○	● ●
	110	10	AS	0,05	7.252	75 FKM 585	BAUM5SLX7	427699 40412980	IP SP	○ ○	● ●
	110	10	A	0,05	7.252	75 FKM 585	BAUM5X7	397823 40412699	IP SP	● ○	● ●
	110	10	A	0,05	7.252	75 FKM 260466	BAUM5X7	49312061 49340768	IP SP	○ ○	● ●
	110	12	C	0,05	7.252	72 NBR 902	B2 U5	11434 40411440	IP SP	○ ○	● ●
	110	13	BS	0,05	7.252	72 NBR 902	B1 SL	409545	-	○	○
	110	13	B	0,05	7.252	72 NBR 902	B1 U5	19933 40411588	IP SP	○ ○	● ●
	110	13	C	0,05	7.252	72 NBR 902	B2 U5	23223 40411873	IP SP	○ ○	● ●
	115	10	A	0,05	7.252	72 NBR 902	BA	9234 40411395	IP SP	○ ○	● ●
	115	13	B	0,05	7.252	72 NBR 902	B1 U5	19935 40411589	IP SP	○ ○	● ●
	120	13	C	0,05	7.252	72 NBR 902	B 2 FG	23224 40411874	IP SP	● ○	● ●
	120	13	A	0,02	2.901	72 NBR 902	BAUD4	12011033 40413567	IP SP	○ ○	● ●
	120	13	AS	0,05	7.252	75 FKM 585	BAUM5SLX7	49336429	-	○	○
	120	13	A	0,05	7.252	75 FKM 585	BAUM5X7	49336428	-	○	○
	125	12	AS	*	*	72 NBR 902	BAB4SLO,8	49043291 40413804	IP SP	○ ○	● ●
	125	12	AS	0,05	7.252	72 NBR 902	BAU4SLX2	470441 40413131	IP SP	● ○	● ●
	125	12	AS	0,05	7.252	75 FKM 585	BAU4SLX2	470442 40413132	IP SP	● ○	● ●
125	13	C	0,05	7.252	72 NBR 902	B2 U5	23225 40411875	IP SP	○ ○	● ●	
125	13	A	0,05	7.252	72 NBR 902	BAU5X27	453163 40413036	IP SP	○ ○	● ●	
125	13	A	0,05	7.252	75 FKM 585	BAUM5X1	49066499 40413841	IP SP	○ ○	● ●	
140	13	AS	0,05	7.252	72 NBR 902	BAU5SLX2	49037452 40413785	IP SP	○ ○	● ●	
140	13	A	0,05	7.252	72 NBR 902	BAU5X2	49037441 40413784	IP SP	○ ○	● ●	
140	13	AS	0,05	7.252	75 FKM 585	BAUM5SLX7	477666 40413189	IP SP	○ ○	● ●	
140	13	A	0,05	7.252	75 FKM 585	BAUM5X7	49012109 40413699	IP SP	○ ○	● ●	
150	15	AS	0,05	7.252	72 NBR 902	BAU5SLX2	520449 40413275	IP SP	○ ○	● ●	
150	15	AS	0,05	7.252	75 FKM 585	BAUM5SL	520739 40413296	IP SP	○ ○	● ●	
170	13	AS	0,05	7.252	72 NBR 902	BAU5SLX2	434902 40413001	IP SP	○ ○	● ●	
170	13	AS	0,05	7.252	75 FKM 585	BAU5SLX2	439857 40413010	IP SP	○ ○	● ●	
170	13	A	0,05	7.252	72 NBR 902	BAU5X2	49326893 49326934	IP SP	○ ○	● ●	
81	100	13	C	0,05	7.252	72 NBR 902	B 2	22804	-	○	○

d <sub>1</sub> [mm]	d <sub>2</sub> [mm]	b [mm]	DIN Norm	[MPa] Pressure [psi]	Material	Design	Part No.	PU <sup>1)</sup>	US	EU	
82	100	10	A	0,05	7.252	75 FKM 585	BAUM5X7	460327 40413072	IP SP	○ ○	● ●
	105	10	AS	0,05	7.252	72 NBR 902	BAU5SLX2	529148 40413462	IP SP	● ○	● ●
	105	12	A	0,05	7.252	72 NBR 902	BA U6	9244 40411397	IP SP	○ ○	● ●
	105	13	C	0,05	7.252	72 NBR 902	B2 U5	23227 40411876	IP SP	○ ○	● ●
	110	13	C	0,05	7.252	72 NBR 902	B 2 FG	23228 40411877	IP SP	○ ○	● ●
	120	13	AS	0,05	7.252	72 NBR 902	BAU5SLX2	470376 40413107	IP SP	○ ○	● ●
	120	13	AS	0,05	7.252	75 FKM 585	BAU5SLX2	470378 40413108	IP SP	○ ○	● ●
	120	13	A	0,05	7.252	72 NBR 902	BAU5X2	49326894 49326935	IP SP	○ ○	● ●
	120	13	A	0,05	7.252	75 FKM 585	BAU5X2	49326899 49326940	IP SP	○ ○	● ●
	160	13	AS	0,05	7.252	72 NBR 902	BAU5SLX2	470381 40413111	IP SP	○ ○	● ●
	160	13	AS	0,05	7.252	75 FKM 585	BAU5SLX2	470382 40413112	IP SP	○ ○	● ●
	160	13	A	0,05	7.252	72 NBR 902	BAU5X2	49326895 49326936	IP SP	○ ○	● ●
	160	13	A	0,05	7.252	75 FKM 585	BAU5X2	49326900 49326941	IP SP	○ ○	● ●
84	105	13	C	0,05	7.252	72 NBR 902	B2 U5	23231	-	○	○
	110	12	C	0,05	7.252	72 NBR 902	B 2	23232 40411878	IP SP	○ ○	● ●
85	100	7	BS	0,05	7.252	72 NBR 902	B1U4SLX2	61841 40412100	IP SP	○ ○	● ●
	100	8	AS	0,05	7.252	75 FKM 585	BAUM4SLX7	520227 40413269	IP SP	● ○	● ●
	100	8	A	0,05	7.252	75 FKM 585	BAUM4X7	49300839	-	○	○
	100	9	B	0,02	2.901	72 NBR 902	B1FUD4	334407 40412259	IP SP	○ ○	● ●
	100	9	A	0,05	7.252	72 NBR 902	BA	24569 40412044	IP SP	○ ○	● ●
	100	9	AS	0,05	7.252	72 NBR 902	BAU4SLX27	533028 40413511	IP SP	○ ○	● ●
	100	12	BS	0,02	2.901	72 NBR 902	B1FUD4SL1	532637 40413505	IP SP	○ ○	● ●
	100	13	C	0,05	7.252	72 NBR 902	B2 U5 X2	22805 40411730	IP SP	○ ○	● ●
	105	7	AS	0,05	7.252	75 FKM 585	BAUM3SLX7	522850 40413347	IP SP	● ○	● ●
	105	7,50	AS	*	*	72 NBR 902	BABSL1	49068653 40413861	IP SP	● ○	● ●
	105	10	B	0,02	2.901	72 NBR 902	B1FUD4	532636 40413504	IP SP	○ ○	● ●
	105	12	AS	0,05	7.252	75 FKM 585	BAUM6SLX7	404329 40412765	IP SP	○ ○	● ●
	105	12	A	0,05	7.252	75 FKM 585	BAUM6X7	526104 40413441	IP SP	○ ○	● ●
	105	13	B	0,05	7.252	72 NBR 902	B1 U5	19938 40411590	IP SP	○ ○	● ●
	105	13	CS	0,05	7.252	72 NBR 902	B2 SL	9687 40411436	IP SP	○ ○	● ●
	105	13	C	0,05	7.252	72 NBR 902	B2 U5	23234 40411879	IP SP	○ ○	● ●
105	13	A	0,05	7.252	75 FKM 595	BA U6	4061	-	○	○	

d <sub>1</sub> [mm]	d <sub>2</sub> [mm]	b [mm]	DIN Norm	[MPa]	Pressure [psi]	Material	Design	Part No.	PU <sup>1)</sup>	US	EU
85	105	13	A	0,02	2.901	72 NBR 902	BAF UD4 X7	335194 40412444	IP SP	○ ○	● ●
	110	8	AS	*	*	72 NBR 902	BAB4 SL08	523616 40413379	IP SP	○ ○	● ●
	110	8	AS	*	*	75 FKM 595	BAB4 SL08	529504 40413476	IP SP	○ ○	● ●
	110	10	C	1	145	PTFE F56101	B2PT	406834 40412843	IP SP	○ ○	● ●
	110	10	A	0,05	7.252	75 FKM 585	BAUM5X7	476119 40413166	IP SP	○ ○	● ●
	110	12	B	0,02	2.901	72 NBR 902	B1FUD4	334935 40412365	IP SP	○ ○	● ●
	110	12	AS	0,05	7.252	75 FKM 585	BAU5SLX2	455644 40413060	IP SP	● ○	● ●
	110	12	AS	0,05	7.252	72 NBR 902	BAU5SLX2	455645 40413061	IP SP	● ○	● ●
	110	12	A	0,05	7.252	72 NBR 902	BAU6X2	526074 40413436	IP SP	● ○	● ●
	110	12	A	0,05	7.252	75 FKM 585	BAUM6X7	388841 40412646	IP SP	● ○	● ●
	110	13	B	0,05	7.252	72 NBR 902	B1 D	19942 40411591	IP SP	○ ○	● ●
	110	13	BS	0,02	2.901	72 NBR 902	B1FUD4SL	381637 40412620	IP SP	● ○	● ●
	110	13	C	0,02	2.901	72 NBR 902	B2FUD4	334975 40412390	IP SP	● ○	● ●
	110	13	CS	0,02	2.901	72 NBR 902	B2FUD4SL	334365 40412228	IP SP	○ ○	● ●
	110	13	A	0,02	2.901	72 NBR 902	BAF UD4 X7	335159 40412422	IP SP	○ ○	● ●
	110	15	C	0,02	2.901	72 NBR 902	B2FUD4	334976 40412391	IP SP	○ ○	● ●
	115	13	C	0,05	7.252	72 NBR 902	B2 U5	23236 40411880	IP SP	○ ○	● ●
	115	13	A	0,02	2.901	72 NBR 902	BAU6	12011037 40413568	IP SP	○ ○	● ●
	120	8	AS	*	*	72 NBR 902	BAB SL1 O	143355 40412130	IP SP	○ ○	● ●
	120	8	AS	*	*	75 FKM 595	BABSL1	418860 40412962	IP SP	○ ○	● ●
	120	12	B	0,05	7.252	72 NBR 902	B1	2755 40411036	IP SP	○ ○	● ●
	120	12	A	0,05	7.252	72 NBR 902	BA	14070 40411464	IP SP	○ ○	● ●
	120	12	A	0,05	7.252	75 FKM 585	BAUM6X7	388807 40412640	IP SP	○ ○	● ●
	120	13	C	0,05	7.252	72 NBR 902	B2 U5	23237 40411881	IP SP	○ ○	● ●
	120	15	C	0,05	7.252	72 NBR 902	B 2	2515 40411014	IP SP	○ ○	● ●
	125	10	AS	0,05	7.252	72 NBR 902	BAU4SLX2	522358 40413339	IP SP	○ ○	● ●
	125	13	C	0,05	7.252	72 NBR 902	B2 U5	23505 40412001	IP SP	○ ○	● ●
	130	10	AS	0,05	7.252	72 NBR 902	BAU5SLX2	49002843 40413644	IP SP	○ ○	● ●
	130	10	A	0,05	7.252	72 NBR 902	BAU5X2	49005998 40413652	IP SP	○ ○	● ●
	130	10	AS	0,05	7.252	75 FKM 585	BAUM5SLX7	477667 40413190	IP SP	● ○	● ●
	130	10	A	0,05	7.252	75 FKM 585	BAUM5X7	49012126 40413705	IP SP	○ ○	● ●



d <sub>1</sub> [mm]	d <sub>2</sub> [mm]	b [mm]	DIN Norm	[MPa] Pressure [psi]	Material	Design	Part No.	PU <sup>1)</sup>	US	EU	
85	130	12	A	0,05	7.252	72 NBR 902	BAU6	394923 40412691	IP SP	○ ○	● ●
		13	C	0,05	7.252	72 NBR 902	B2 U5	23238 40411882	IP SP	○ ○	● ●
	140	12	AS	0,05	7.252	75 FKM 585	BAU5SLX2	455647 40413062	IP SP	○ ○	● ●
		12	AS	0,05	7.252	72 NBR 902	BAU5SLX2	455648 40413063	IP SP	○ ○	● ●
	140	12	A	0,05	7.252	75 FKM 585	BAU5X2	49326901 49326942	IP SP	○ ○	● ●
	140	12	A	0,02	2.901	72 NBR 902	BAU6X7	369435	-	○	○
	150	12	AS	0,05	7.252	72 NBR 902	BAU5SLX2	477583 40413179	IP SP	○ ○	● ●
	150	12	A	0,05	7.252	72 NBR 902	BAU5X2	49006054 40413653	IP SP	○ ○	● ●
	150	12	AS	0,05	7.252	75 FKM 585	BAUM6SLX7	520105 40413260	IP SP	○ ○	● ●
	150	12	A	0,05	7.252	75 FKM 585	BAUM6X7	49012127 40413706	IP SP	○ ○	● ●
86	105	13	A	0,05	7.252	72 NBR 902	BA	9273 40411398	IP SP	○ ○	● ●
	110	13	A	0,05	7.252	72 NBR 902	BA	9275 40411399	IP SP	○ ○	● ●
87	110	13	C	0,05	7.252	72 NBR 902	B2 U5	23242 40411883	IP SP	○ ○	● ●
88	110	10	A	0,05	7.252	72 NBR 902	BAD FG 15GD	9279 40411400	IP SP	○ ○	● ●
		13	BS	0,05	7.252	72 NBR 902	B1 U6 SL	20178 40411640	IP SP	○ ○	● ●
	110	13	C	0,05	7.252	72 NBR 902	B2 U6 X2	23243 40411884	IP SP	○ ○	● ●
	110	13	A	0,05	7.252	75 FKM 595	BA V11 U6	142385 49332300	IP SP	○ ○	● ●
	120	13	C	0,05	7.252	72 NBR 902	B2 U6	23244 40411885	IP SP	○ ○	● ●
	160	13	AS	0,05	7.252	72 NBR 902	BAU5SLX2	475363 40413162	IP SP	○ ○	● ●
	160	13	AS	0,05	7.252	75 FKM 585	BAUM5SLX7	477611	-	○	○
89	110	13	C	0,05	7.252	72 NBR 902	B 2	23246 40411886	IP SP	○ ○	● ●
90	95	3	B	-	-	72 NBR 902	B1FOF	363577	-	○	○
	110	7,50	AS	*	*	72 NBR 902	BAB4 SL1	49035762 40413776	IP SP	● ○	● ●
			AS	*	*	75 FKM 595	BAB4SL1	49067484 40413849	IP SP	● ○	● ●
	110	8	C	0,05	7.252	72 NBR 902	B 2	22809 40411731	IP SP	○ ○	● ●
	110	8	B	0,02	2.901	72 NBR 902	B1FUD3	355633 40412566	IP SP	● ○	● ●
	110	8	A	0,02	2.901	72 NBR 902	BAF UD3 X7	338992 40412479	IP SP	● ○	● ●
	110	10	C	1	145	PTFE F56101	B2PT	406773 40412824	IP SP	○ ○	● ●
	110	10	A	0,05	7.252	72 NBR 902	BA U5	327928 40412161	IP SP	○ ○	● ●
	110	10	AS	0,05	7.252	72 NBR 902	BAU5SL	452252 40413034	IP SP	● ○	● ●
	110	12	B	0,02	2.901	72 NBR 902	B1FUD4	334373 40412233	IP SP	○ ○	● ●
	110	12	AS	*	*	72 NBR 902	BAB4SL	12011534 40413603	IP SP	● ○	● ●

d <sub>1</sub> [mm]	d <sub>2</sub> [mm]	b [mm]	DIN Norm	[MPa]	Pressure [psi]	Material	Design	Part No.	PU <sup>1)</sup>	US	EU
90	110	12	A	0,02	2.901	72 NBR 902	BAFUD4X7	334762 40412318	IP SP	● ○	● ●
			AS	0,05	7.252	72 NBR 902	BAU6SL	371060 40412605	IP SP	○ ●	● ●
	110	12	AS	0,05	7.252	75 FKM 585	BAUM6SLX7	521010 40413312	IP SP	● ○	● ●
			A	0,05	7.252	75 FKM 585	BAUM6X7	388824 40412644	IP SP	● ○	● ●
	110	13	BS	0,05	7.252	72 NBR 902	B1 D SL	31470 40412065	IP SP	○ ○	● ●
			B	0,02	2.901	72 NBR 902	B1FUD4	334671 40412293	IP SP	○ ○	● ●
	110	13	CS	0,05	7.252	72 NBR 902	B2 U6 SL	23467 40411994	IP SP	○ ○	● ●
			C	0,02	2.901	72 NBR 902	B2FUD4	334348 40412212	IP SP	○ ○	● ●
	110	13	A	0,05	7.252	72 NBR 902	BA U6	9287 40411401	IP SP	○ ○	● ●
			AS	0,05	7.252	72 NBR 902	BAU6SLX2	49011512 40413676	IP SP	○ ○	● ●
110	15	C	0,05	7.252	72 NBR 902	B2 U6	11436 40411441	IP SP	○ ○	● ●	
		112,710	13	C	0,02	2.901	72 NBR 902	B2FUD4	334349 40412213	IP SP	○ ○
115	9			C	0,05	7.252	72 NBR 902	B 2	22810 40411732	IP SP	○ ○
			115	10	AS	*	*	75 FKM 595	BABSL1	418863 40412963	IP SP
115	12				A	0,05	7.252	72 NBR 902	BA U6	313552 40412150	IP SP
			115	12	AS	0,05	7.252	75 FKM 585	BAUM6SLX7	428612 40412983	IP SP
115	12				A	0,05	7.252	75 FKM 585	BAUM6X7	49326907 49326949	IP SP
			115	13	B	0,02	2.901	72 NBR 902	B1F UD4	335190 40412440	IP SP
115	13				BS	0,02	2.901	72 NBR 902	B1FUD5SL	335123 40412419	IP SP
			120	10	AS	*	*	72 NBR 902	BABSL1	455768 40413068	IP SP
120	12				B	0,02	2.901	72 NBR 902	B1FUD4	334694 40412310	IP SP
		120	12	A	0,02	2.901	72 NBR 902	BAF UD4 X7	335160 40412423	IP SP	● ○
120	12			AS	0,05	7.252	75 FKM 585	BAUM6SLX7	420404 40412967	IP SP	○ ○
		120	12	A	0,05	7.252	75 FKM 585	BAUM6X7	389300 40412656	IP SP	○ ○
120	13			B	0,02	2.901	72 NBR 902	B1FUD4	334408 40412260	IP SP	○ ○
		120	13	CS	0,02	2.901	72 NBR 902	B2F UD4 SL	335191 40412441	IP SP	○ ○
120	13			C	0,02	2.901	72 NBR 902	B2FUD4	334695 40412311	IP SP	○ ○
		120	13	A	0,05	7.252	72 NBR 902	BA U6	9294 40411402	IP SP	○ ○
120	13			AS	0,02	2.901	72 NBR 902	BAFUD4SLX7	339432 40412481	IP SP	● ○
		120	15	C	0,02	2.901	72 NBR 902	B2FUD4	334339 40412208	IP SP	○ ○
125	12			AS	*	*	72 NBR 902	BAB4SL	12001720	-	○
		125	13	C	0,05	7.252	72 NBR 902	B 2	23250 40411887	IP SP	○ ○

d <sub>1</sub> [mm]	d <sub>2</sub> [mm]	b [mm]	DIN Norm	[MPa] Pressure [psi]	Material	Design	Part No.	PU <sup>1)</sup>	US	EU	
90	130	12	AS	0,05	7.252	75 FKM 585	BAUM6SLX7	420402 40412966	IP SP	○ ○	● ●
	130	13	C	0,05	7.252	72 NBR 902	B 2 FG	23251 40411888	IP SP	○ ○	● ●
	130	13	B	0,05	7.252	72 NBR 902	B1	19951 40411592	IP SP	○ ○	● ●
	130	13	BS	0,05	7.252	72 NBR 902	B1 U6 SL	89770 40412111	IP SP	○ ○	● ●
	140	13	C	0,05	7.252	72 NBR 902	B 2	23252 40411889	IP SP	○ ○	● ●
	140	13	AS	0,05	7.252	72 NBR 902	BAU5SLX2	522420 40413345	IP SP	○ ○	● ●
	140	13	A	0,05	7.252	72 NBR 902	BAU5X2	49037535 40413796	IP SP	○ ○	● ●
92	120	12	A	0,05	7.252	72 NBR 902	BA	9303 40411404	IP SP	● ○	● ●
	120	13	C	0,05	7.252	72 NBR 902	B 2 FG	23253 40411890	IP SP	○ ○	● ●
93	110	13	C	0,05	7.252	72 NBR 902	B2 U5	22811 40411733	IP SP	○ ○	● ●
94	120	13	C	0,05	7.252	72 NBR 902	B 2 FG	23258 40411891	IP SP	○ ○	● ●
95	110	7	BS	0,05	7.252	72 NBR 902	B1 U4 SL X2	37097 49332122	IP SP	○ ○	● ●
	110	9	B	0,05	7.252	72 NBR 902	B1	19557 40411535	IP SP	○ ○	● ●
	115	13	BS	0,05	7.252	72 NBR 902	B1 U6 SL2	20181 40411641	IP SP	○ ○	● ●
	115	13	B	0,02	2.901	72 NBR 902	B1FUD5	334936 40412366	IP SP	○ ○	● ●
	115	13	C	0,02	2.901	72 NBR 902	B2FUD5	334978 40412392	IP SP	○ ○	● ●
	115	13	AS	0,05	7.252	72 NBR 902	BAU5SLX2	524194 40413394	IP SP	○ ○	● ●
	115	13	A	0,05	7.252	72 NBR 902	BAU5X2	49326896 49326937	IP SP	○ ○	● ●
	115	13	A	0,05	7.252	75 FKM 585	BAUM6X7	389615 40412667	IP SP	○ ○	● ●
	120	12	B	0,02	2.901	72 NBR 902	B1FUD5	334653 40412277	IP SP	○ ○	● ●
	120	12	C	1	145	PTFE F56101	B2PT	406835 40412844	IP SP	○ ○	● ●
	120	12	AS	*	*	75 FKM 595	BABSL1	378129 40412616	IP SP	● ○	● ●
	120	12	AS	*	*	72 NBR 902	BABSL1	49063902 40413831	IP SP	○ ○	● ●
	120	12	A	0,05	7.252	72 NBR 902	BAU6X2	49035730 40413775	IP SP	● ○	● ●
	120	12	AS	0,02	2.901	72 NBR 902	BAUD5SL	12011207 40413590	IP SP	● ○	● ●
	120	12	AS	0,05	7.252	75 FKM 585	BAUM6SLX7	521011 40413313	IP SP	● ○	● ●
	120	12	A	0,05	7.252	75 FKM 585	BAUM6X7	388845 40412647	IP SP	● ○	● ●
	120	13	BS	0,05	7.252	72 NBR 902	B1 D SL	20182 40411642	IP SP	○ ○	● ●
120	13	B	0,02	2.901	72 NBR 902	B1FUD5	334652 40412276	IP SP	○ ○	● ●	
120	13	C	0,02	2.901	72 NBR 902	B2FUD5	334360 40412224	IP SP	○ ○	● ●	
120	13	CS	0,05	7.252	72 NBR 902	B2U5 SL	330834 40412164	IP SP	○ ○	● ●	

d <sub>1</sub> [mm]	d <sub>2</sub> [mm]	b [mm]	DIN Norm	[MPa]	Pressure [psi]	Material	Design	Part No.	PU <sup>1)</sup>	US	EU
95	120	13	A	0,05	7.252	72 NBR 902	BA	9310 40411405	IP SP	○ ○	● ●
	120	15	C	0,02	2.901	72 NBR 902	B2FUD5	334654 40412278	IP SP	○ ○	● ●
	125	12	B	0,05	7.252	72 NBR 902	B1	19635 40411543	IP SP	○ ○	● ●
	125	12	A	0,05	7.252	72 NBR 902	BA	3450 40411062	IP SP	○ ○	● ●
	125	12	AS	0,02	2.901	72 NBR 902	BAF UD5 SLX7	335174 40412432	IP SP	● ○	● ●
	125	12	AS	0,05	7.252	75 FKM 585	BAUM6SLX7	436020 40413005	IP SP	○ ○	● ●
	125	12	A	0,05	7.252	75 FKM 585	BAUM6X7	403102 40412759	IP SP	○ ○	● ●
	125	12	A	0,05	7.252	75 FKM 260466	BAUM6X7	49337795 49340784	IP SP	○ ○	● ●
	125	13	B	0,05	7.252	72 NBR 902	B1 U6	19954 40411593	IP SP	○ ○	● ●
	125	13	C	0,05	7.252	72 NBR 902	B2 U6	23262 40411892	IP SP	○ ○	● ●
	125	13	AS	0,05	7.252	75 FKM 585	BAU5SLX2	455649 40413064	IP SP	○ ○	● ●
	125	13	AS	0,05	7.252	72 NBR 902	BAU5SLX2	455650 40413065	IP SP	○ ○	● ●
	125	13	A	0,05	7.252	72 NBR 902	BAU5X2	49037536	-	○	○
	125	15	C	0,05	7.252	72 NBR 902	B 2	2521 40411015	IP SP	○ ○	● ●
	130	13	C	0,05	7.252	72 NBR 902	B2 U5	23263 40411893	IP SP	○ ○	● ●
	145	13	AS	0,05	7.252	72 NBR 902	BAU5SLX2	470443 40413133	IP SP	○ ○	● ●
	145	13	AS	0,05	7.252	75 FKM 585	BAU5SLX2	470444 40413134	IP SP	○ ○	● ●
	145	13	A	0,05	7.252	75 FKM 585	BAU5X2	49012060 40413690	IP SP	○ ○	● ●
145	13	A	0,05	7.252	72 NBR 902	BAU6X27	451052 40413015	IP SP	○ ○	● ●	
170	13	AS	0,05	7.252	75 FKM 585	BAU5SLX2	455652 40413066	IP SP	● ○	● ●	
170	13	AS	0,05	7.252	72 NBR 902	BAU5SLX2	455653 40413067	IP SP	○ ○	● ●	
170	13	A	0,05	7.252	72 NBR 902	BAU5X2	49326897 49326938	IP SP	○ ○	● ●	
170	13	A	0,05	7.252	75 FKM 585	BAU5X2	49326902 49326944	IP SP	○ ○	● ●	
96	125	13	C	0,05	7.252	72 NBR 902	B2 U5	23265	-	○	○
97	120	13	C	0,05	7.252	72 NBR 902	B2	23266 40411894	IP SP	○ ○	● ●
98	120	13	C	0,05	7.252	72 NBR 902	B 2 FG	23269 40411895	IP SP	○ ○	● ●
	125	12	A	0,05	7.252	72 NBR 902	BAD	9319 40411406	IP SP	○ ○	● ●
	125	12	AS	0,05	7.252	72 NBR 902	BAD SL	18962 40411478	IP SP	○ ○	● ●
	125	13	C	0,05	7.252	72 NBR 902	B 2 FG	23270	-	○	○
	125	13	A	0,05	7.252	75 FKM 595	BA VI1 U6	142387 49332301	IP SP	○ ○	● ●
	128	10	C	0,05	7.252	72 NBR 902	B 2	23271 40411896	IP SP	○ ○	● ●
100	115	9	B	0,02	2.901	72 NBR 902	B1FUD4X2	358896 40412578	IP SP	○ ○	● ●

d <sub>1</sub> [mm]	d <sub>2</sub> [mm]	b [mm]	DIN Norm	[MPa]	Pressure [psi]	Material	Design	Part No.	PU <sup>1)</sup>	US	EU
100	120	7,50	AS	*	*	72 NBR 902	BAB5SLO 8	49077350 40413883	IP SP	● ○	● ●
	120	7,50	AS	*	*	75 FKM 595	BAB5SLO,8	49081452 40413892	IP SP	● ○	● ●
	120	8	B	0,05	7.252	72 NBR 902	B1U4X2	49038233 40413800	IP SP	○ ○	● ●
	120	10	B	0,02	2.901	72 NBR 902	B1FUD4	334659 40412283	IP SP	○ ○	● ●
	120	10	A	0,05	7.252	72 NBR 902	BA U6 X2	9323 40411407	IP SP	● ○	● ●
	120	12	B	0,02	2.901	72 NBR 902	B1FUD4	334409 40412261	IP SP	○ ○	● ●
	120	12	C	0,05	7.252	72 NBR 902	B2 U5	307035 40412144	IP SP	○ ○	● ●
	120	12	C	1	145	PTFE F56101	B2PT	406774 40412825	IP SP	○ ○	● ●
	120	12	A	0,05	7.252	72 NBR 902	BA U6	9327	-	○	○
	120	12	A	0,05	7.252	72 NBR 902	BAU6X2	49325940 40412433	IP SP	○ ○	● ●
	120	12	AS	0,02	2.901	72 NBR 902	BAFUD5SLX7	334231 40412167	IP SP	● ○	● ●
	120	12	AS	0,05	7.252	75 FKM 585	BAUM6SLX7	49308625 40412911	IP SP	● ○	● ●
	120	12	A	0,05	7.252	75 FKM 585	BAUM6X7	49308627 40412657	IP SP	● ○	● ●
	120	12	A	0,05	7.252	75 FKM 260466	BAUM6X7	49337905 49340785	IP SP	○ ○	● ●
	120	13	C	0,02	2.901	72 NBR 902	B2FUD4	334350 40412214	IP SP	○ ○	● ●
	120	15	C	0,05	7.252	72 NBR 902	B2 U6	9547 40411426	IP SP	○ ○	● ●
	125	12	B	0,02	2.901	72 NBR 902	B1FUD5	335981 40412462	IP SP	○ ○	● ●
	125	12	A	0,02	2.901	72 NBR 902	BAFUD5X7	355481 40412550	IP SP	○ ○	● ●
	125	12	AS	0,05	7.252	72 NBR 902	BAUM6SLX7	49342067 49342068	IP SP	● ○	● ●
	125	12	AS	0,05	7.252	75 FKM 585	BAUM6SLX7	521012 40413314	IP SP	● ○	● ●
	125	12	A	0,05	7.252	75 FKM 585	BAUM6X7	389690 40412668	IP SP	○ ○	● ●
	125	13	BS	0,05	7.252	72 NBR 902	B1 U6 SL	117707 40412119	IP SP	○ ○	● ●
	125	13	B	0,02	2.901	72 NBR 902	B1FUD5	335982 40412463	IP SP	○ ○	● ●
	125	13	CS	0,05	7.252	72 NBR 902	B2 SL	150733 40412138	IP SP	○ ○	● ●
	125	13	C	0,02	2.901	72 NBR 902	B2F UD5	335193 40412443	IP SP	○ ○	● ●
	125	13	A	0,05	7.252	72 NBR 902	BA FG	9338 40411408	IP SP	○ ○	● ●
	125	13	AS	*	*	72 NBR 902	BAB5SLO 8	420803 40412968	IP SP	○ ○	● ●
	125	15	C	0,02	2.901	72 NBR 902	B2FUD5	335984 40412465	IP SP	○ ○	● ●
	130	10	A	0,05	7.252	72 NBR 902	BA	9341 40411409	IP SP	○ ○	● ●
	130	12	B	0,02	2.901	72 NBR 902	B1F UD5	335165 40412426	IP SP	○ ○	● ●
	130	12	C	1	145	PTFE F56101	B2PT	406837 40412845	IP SP	○ ○	● ●
	130	12	A	0,02	2.901	72 NBR 902	BAFUD5X7	369826 40412603	IP SP	○ ○	● ●

d <sub>1</sub> [mm]	d <sub>2</sub> [mm]	b [mm]	DIN Norm	[MPa]	Pressure [psi]	Material	Design	Part No.	PU <sup>1)</sup>	US	EU
100	130	12	AS	0,05	7.252	72 NBR 902	BAU6SLX2	526078 40413438	IP SP	○ ○	● ●
	130	12	AS	0,05	7.252	75 FKM 585	BAUM6SLX7	49000979 40413625	IP SP	○ ○	● ●
	130	12	A	0,05	7.252	75 FKM 585	BAUM6X7	389698 40412670	IP SP	○ ○	● ●
	130	13	BS	0,05	7.252	72 NBR 902	B1 D SL	20183 40411643	IP SP	○ ○	● ●
	130	13	B	0,02	2.901	72 NBR 902	B1FUD5	335983 40412464	IP SP	○ ○	● ●
	130	13	CS	0,05	7.252	72 NBR 902	B2 U5 SL	23470 40411995	IP SP	○ ○	● ●
	130	13	C	0,02	2.901	72 NBR 902	B2F UD5	335169 40412429	IP SP	○ ○	● ●
	130	13	AS	0,05	7.252	72 NBR 902	BA U5 SL X2	478549 40413211	IP SP	○ ○	● ●
	130	13	AS	0,05	7.252	75 FKM 585	BA SL	310982 49332125	IP SP	○ ○	● ●
	130	15	C	0,02	2.901	72 NBR 902	B2FUD5	335985 40412466	IP SP	○ ○	● ●
	135	13	A	0,05	7.252	72 NBR 902	BAU6	340026 40412483	IP SP	○ ○	● ●
	140	13	C	0,05	7.252	72 NBR 902	B2 U5	23278 40411898	IP SP	○ ○	● ●
	145	12	AS	0,05	7.252	72 NBR 902	BAU5SLX2	522357 40413338	IP SP	○ ○	● ●
	150	12	A	0,05	7.252	72 NBR 902	BA	9345 40411410	IP SP	● ○	● ●
	150	12	AS	0,05	7.252	72 NBR 902	BAU6SLX2	49064354 40413837	IP SP	○ ○	● ●
160	14	AS	0,05	7.252	72 NBR 902	BAU6SLX27	451670 40413023	IP SP	○ ○	● ●	
160	14	A	0,05	7.252	72 NBR 902	BAU6X27	453167 40413037	IP SP	○ ○	● ●	
160	14	AS	0,05	7.252	75 FKM 585	BAUM6SLX1	49012061 40413691	IP SP	○ ○	● ●	
160	14	A	0,05	7.252	75 FKM 585	BAUM6X1	49012062 40413692	IP SP	○ ○	● ●	
180	12	AS	0,05	7.252	72 NBR 902	BAU6SLX2	49037437 40413780	IP SP	○ ○	● ●	
180	12	A	0,05	7.252	72 NBR 902	BAU6X2	49037438 40413781	IP SP	○ ○	● ●	
180	12	AS	0,05	7.252	75 FKM 585	BAUM6SLX1	49054821 40413814	IP SP	○ ○	● ●	
180	12	A	0,05	7.252	75 FKM 585	BAUM6X1	49012124 40413704	IP SP	○ ○	● ●	
190	15	AS	0,05	7.252	72 NBR 902	BAU6SLX2	520451 40413277	IP SP	○ ○	● ●	
190	15	AS	0,05	7.252	75 FKM 585	BAUM6SL	520740 40413297	IP SP	○ ○	● ●	
102	130	13	C	0,05	7.252	72 NBR 902	B2 U5	23281 40411899	IP SP	○ ○	● ●
103	125	13	C	0,05	7.252	72 NBR 902	B2 U5	23283 40411900	IP SP	○ ○	● ●
104	125	10	A	0,05	7.252	72 NBR 902	BA	9355 40411411	IP SP	○ ○	● ●
	130	13	C	0,05	7.252	72 NBR 902	B 2	23285 40411901	IP SP	○ ○	● ●
105	120	8	BS	0,05	7.252	72 NBR 902	B1 U4 SL X2	302505 40412141	IP SP	○ ○	● ●
	125	12	B	0,05	7.252	72 NBR 902	B1 U6	19964 40411594	IP SP	○ ○	● ●

d <sub>1</sub> [mm]	d <sub>2</sub> [mm]	b [mm]	DIN Norm	[MPa] Pressure [psi]	Material	Design	Part No.	PU <sup>1)</sup>	US	EU	
105	125	13	C	0,05	7.252	72 NBR 902	B2 U5	22815 40411734	IP SP	○ ○	● ●
	130	7,50	AS	*	*	72 NBR 902	BAB5 SL1	49031450 40413758	IP SP	○ ○	● ●
	130	7,50	AS	*	*	75 FKM 595	BAB5SL1	49335228 40412613	IP SP	● ○	● ●
	130	8	AS	0,05	7.252	72 NBR 902	BAU4SLX2	524146 40413392	IP SP	○ ○	● ●
	130	12	B	0,05	7.252	72 NBR 902	B1 U6	19965 40411595	IP SP	○ ○	● ●
	130	12	C	1	145	PTFE F56101	B2PT	406839 40412847	IP SP	○ ○	● ●
	130	12	A	0,05	7.252	72 NBR 902	BA U6	49325941 49337326	IP SP	○ ○	● ●
	130	12	AS	0,02	2.901	72 NBR 902	BAF UD5 SL X7	49331283 40412434	IP SP	○ ○	● ●
	130	12	AS	0,05	7.252	75 FKM 585	BAUM6SLX7	411280 40412917	IP SP	● ○	● ●
	130	12	A	0,05	7.252	75 FKM 585	BAUM6X7	389699 40412671	IP SP	○ ○	● ●
	130	13	BS	0,05	7.252	72 NBR 902	B1 D SL	20184 40411644	IP SP	○ ○	● ●
	130	13	C	0,05	7.252	72 NBR 902	B2 U5	23286 40411902	IP SP	○ ○	● ●
	130	15	C	0,05	7.252	72 NBR 902	B2 U6	11439 40411442	IP SP	○ ○	● ●
	135	13	C	0,05	7.252	72 NBR 902	B2	365337 40412593	IP SP	○ ○	● ●
	140	12	B	0,05	7.252	72 NBR 902	B1 U6	19624 40411541	IP SP	○ ○	● ●
	140	12	A	0,05	7.252	72 NBR 902	BA	2771 40411037	IP SP	○ ○	● ●
	140	12	AS	0,05	7.252	72 NBR 902	BAU6SLX2	524505 40413905	IP SP	○ ○	● ●
	140	12	A	0,05	7.252	75 FKM 585	BAUM6X7	411268 40412915	IP SP	○ ○	● ●
	140	13	B	0,05	7.252	72 NBR 902	B1	19966 49332179	IP SP	○ ○	● ●
	140	13	C	0,05	7.252	72 NBR 902	B2 U6	23288 40411903	IP SP	○ ○	● ●
140	13	CS	0,05	7.252	72 NBR 902	B2 U6 SL	38081 40412093	IP SP	○ ○	● ●	
140	15	C	0,05	7.252	72 NBR 902	B 2	19633 40411542	IP SP	○ ○	● ●	
145	15	AS	0,05	7.252	72 NBR 902	BAU6SLX27	49328440 49342030	IP SP	○ ○	● ●	
145	15	AS	0,05	7.252	75 FKM 585	BAU6SLX27	49328441 49341989	IP SP	○ ○	● ●	
145	15	A	0,05	7.252	72 NBR 902	BAU6X27	49328417 49338023	IP SP	○ ○	● ●	
145	15	A	0,05	7.252	75 FKM 585	BAU6X27	49328418 49342031	IP SP	○ ○	● ●	
150	15	C	0,05	7.252	72 NBR 902	B 2	23289 40411904	IP SP	○ ○	● ●	
160	12	AS	0,05	7.252	72 NBR 902	BAU5SLX2	475362 40413161	IP SP	○ ○	● ●	
160	12	AS	0,05	7.252	75 FKM 585	BAUM5SLX7	477615 40413183	IP SP	○ ○	● ●	
190	12	AS	0,05	7.252	72 NBR 902	BAU5SLX2	522306 40413334	IP SP	○ ○	● ●	
106	130	13	C	0,05	7.252	72 NBR 902	B2	23290 49332183	IP SP	○ ○	● ●

d <sub>1</sub> [mm]	d <sub>2</sub> [mm]	b [mm]	DIN Norm	[MPa]	Pressure [psi]	Material	Design	Part No.	PU <sup>1)</sup>	US	EU
107	130	13	C	0,05	7.252	72 NBR 902	B 2 FG	23291 40411905	IP SP	○ ○	● ●
	140	13	C	0,05	7.252	72 NBR 902	B2 U5	23292 40411906	IP SP	○ ○	● ●
108	130	13	C	0,05	7.252	72 NBR 902	B 2 FG	23293 40411907	IP SP	○ ○	● ●
	140	13	C	0,05	7.252	72 NBR 902	B2 U5	23294 40411908	IP SP	○ ○	● ●
	140	15	AS	0,05	7.252	72 NBR 902	BAU6SLX2	470435 40413125	IP SP	○ ○	● ●
	140	15	AS	0,05	7.252	75 FKM 585	BAU6SLX2	470436 40413126	IP SP	○ ○	● ●
	140	15	A	0,05	7.252	72 NBR 902	BAU6X2	49326904 49326946	IP SP	○ ○	● ●
	140	15	A	0,05	7.252	75 FKM 585	BAU6X2	49326908 49326950	IP SP	○ ○	● ●
	170	15	AS	0,05	7.252	72 NBR 902	BAU6SLX2	470383 40413113	IP SP	○ ○	● ●
	170	15	AS	0,05	7.252	75 FKM 585	BAU6SLX2	470384 40413114	IP SP	○ ○	● ●
	170	15	A	0,05	7.252	72 NBR 902	BAU6X2	49326905 49326947	IP SP	○ ○	● ●
	170	15	A	0,05	7.252	75 FKM 585	BAU6X2	49326909 49326951	IP SP	○ ○	● ●
110	125	7	AS	*	*	75 FKM 595	BAB4FSL0,8	473522 40413147	IP SP	● ○	● ●
	128	9	C	0,05	7.252	72 NBR 902	B 2	7792 40411246	IP SP	○ ○	● ●
	128	9	B	0,05	7.252	72 NBR 902	B1	13810 40411451	IP SP	○ ○	● ●
	128	9	BS	0,05	7.252	72 NBR 902	B1 U4 SL X2	33356 40412077	IP SP	○ ○	● ●
	128	12	A	0,05	7.252	75 FKM 585	BAUM6X7	436018 40413004	IP SP	○ ○	● ●
	130	8	AS	0,05	7.252	72 NBR 902	BA U4 SLX7	49033417 49332169	IP SP	○ ○	● ●
	130	8	AS	0,05	7.252	75 FKM 585	BAUM4SLX7	520228 40413270	IP SP	● ○	● ●
	130	10	B	0,02	2.901	72 NBR 902	B1FUD4	358659 40412577	IP SP	○ ○	● ●
	130	12	B	0,02	2.901	72 NBR 902	B1FUD5	341238 40412492	IP SP	○ ○	● ●
	130	12	BS	0,05	7.252	72 NBR 902	B1U6SL	344990 40412498	IP SP	○ ○	● ●
	130	12	C	1	145	PTFE F56101	B2PT	406775 40412826	IP SP	○ ○	● ●
	130	12	C	0,05	7.252	72 NBR 902	B2U5	418208 40412947	IP SP	○ ○	● ●
	130	12	AS	*	*	75 FKM 595	BAB5 SL08	529507 40413478	IP SP	○ ○	● ●
	130	12	AS	*	*	72 NBR 902	BAB5SL	12011535 40413604	IP SP	○ ○	● ●
	130	12	A	0,05	7.252	72 NBR 902	BAU5X2	49068272 40413854	IP SP	○ ○	● ●
	130	12	AS	0,05	7.252	72 NBR 902	BAUM6SLX7	49344047 40412124	IP SP	○ ○	● ●
	130	12	AS	0,05	7.252	75 FKM 585	BAUM6SLX7	407283 40412866	IP SP	○ ○	● ●
	130	12	A	0,05	7.252	75 FKM 585	BAUM6X7	376665 40412612	IP SP	○ ○	● ●
130	12	A	0,05	7.252	75 FKM 260466	BAUM6X7	49309338 49340786	IP SP	○ ○	● ●	



d <sub>1</sub> [mm]	d <sub>2</sub> [mm]	b [mm]	DIN Norm	[MPa] Pressure [psi]	Material	Design	Part No.	PU <sup>1)</sup>	US	EU	
110	130	13	B	0,02	2.901	72 NBR 902	B1FUD5	341237 40412491	IP SP	○ ○	● ●
	130	13	BS	0,02	2.901	72 NBR 902	B1FUD5SL2	355470 40412543	IP SP	○ ○	● ●
	130	13	C	0,02	2.901	72 NBR 902	B2FUD5	341230 40412490	IP SP	○ ○	● ●
	130	15	C	0,02	2.901	72 NBR 902	B2FUD5	341239 40412493	IP SP	○ ○	● ●
	140	12	B	0,02	2.901	72 NBR 902	B1F UD5	335163 40412425	IP SP	○ ○	● ●
	140	12	C	1	145	PTFE F56101	B2PT	406840 40412848	IP SP	○ ○	● ●
	140	12	AS	0,05	7.252	72 NBR 902	BA FG SL	9373 40411413	IP SP	○ ○	● ●
	140	12	A	0,05	7.252	72 NBR 902	BAU6X2	49325943 40411465	IP SP	○ ○	● ●
	140	12	AS	*	*	75 FKM 595	BAB SL	49005104 49332165	IP SP	○ ○	● ●
	140	12	AS	0,05	7.252	75 FKM 585	BAUM6SLX7	521013 40413315	IP SP	● ○	● ●
	140	12	A	0,05	7.252	75 FKM 585	BAUM6X7	389454 40412658	IP SP	● ○	● ●
	140	13	CS	0,02	2.901	72 NBR 902	B2F UD5 SL	335171 40412430	IP SP	○ ○	● ●
	140	13	C	0,02	2.901	72 NBR 902	B2FUD5	345079 40412499	IP SP	○ ○	● ●
	140	13	AS	0,05	7.252	72 NBR 902	BA U6 SL	9380 40411414	IP SP	○ ○	● ●
	140	13	AS	*	*	72 NBR 902	BAB5SLO 8	420804 40412969	IP SP	○ ○	● ●
	140	13	A	0,05	7.252	72 NBR 902	BAD	9381 40411415	IP SP	○ ○	● ●
	140	15	C	0,02	2.901	72 NBR 902	B2FUD5	335988 40412469	IP SP	○ ○	● ●
	145	15	B	0,05	7.252	72 NBR 902	B1 U6	19971 40411597	IP SP	○ ○	● ●
	150	8	AS	*	*	72 NBR 902	BAB SL1	929 40411003	IP SP	○ ○	● ●
	150	12	A	0,05	7.252	72 NBR 902	BAU5X2	49068273 40413855	IP SP	○ ○	● ●
150	13	C	0,02	2.901	72 NBR 902	B2FUD5	364342 40412592	IP SP	○ ○	● ●	
150	15	B	0,02	2.901	72 NBR 902	B1UD5F	533588 40413515	IP SP	○ ○	● ●	
150	15	C	0,02	2.901	72 NBR 902	B2UD5F	366328 40412595	IP SP	○ ○	● ●	
170	15	AS	0,05	7.252	72 NBR 902	BAU6SLX2	520450 40413276	IP SP	○ ○	● ●	
170	15	AS	0,05	7.252	75 FKM 585	BAUM6SL	520741 40413298	IP SP	○ ○	● ●	
200	13	AS	0,05	7.252	72 NBR 902	BAU6SLX27	451053 40413016	IP SP	○ ○	● ●	
200	13	A	0,05	7.252	72 NBR 902	BAU6X27	451054 40413017	IP SP	○ ○	● ●	
200	13	AS	0,05	7.252	75 FKM 585	BAUM6SLX1	49012065 40413695	IP SP	○ ○	● ●	
215	15	AS	0,05	7.252	72 NBR 902	BAU6SLX2	520453 40413278	IP SP	○ ○	● ●	
215	15	AS	0,05	7.252	75 FKM 585	BAUM6SLX2	520742 40413299	IP SP	○ ○	● ●	
112	130	12	B	0,05	7.252	72 NBR 902	B1	19562 40411536	IP SP	○ ○	● ●

d <sub>1</sub> [mm]	d <sub>2</sub> [mm]	b [mm]	DIN Norm	[MPa]	Pressure [psi]	Material	Design	Part No.	PU <sup>1)</sup>	US	EU
112	130	12	A	0,05	7.252	75 FKM 585	BAUM6X7	520866 40413302	IP SP	○ ○	● ●
	140	13	C	0,05	7.252	72 NBR 902	B 2	23299 40411909	IP SP	○ ○	● ●
	140	13	BS	0,05	7.252	72 NBR 902	B1 SL	20116 40411620	IP SP	○ ○	● ●
	140	13	A	0,05	7.252	72 NBR 902	BA U6	9395 40411416	IP SP	○ ○	● ●
	150	15	C	0,05	7.252	72 NBR 902	B 2	23301 40411910	IP SP	○ ○	● ●
113	140	13	C	0,05	7.252	72 NBR 902	B 2	23302 40411911	IP SP	○ ○	● ●
114	140	13	C	0,05	7.252	72 NBR 902	B2 U5	23303 40411912	IP SP	○ ○	● ●
115	135	13	B	0,05	7.252	72 NBR 902	B1	13859 40411452	IP SP	○ ○	● ●
	140	11	CS	0,05	7.252	72 NBR 902	B2U6SL2X2	23557 40412010	IP SP	○ ○	● ●
	140	12	B	0,02	2.901	72 NBR 902	B1FUD5	335979 40412460	IP SP	○ ○	● ●
	140	12	C	1	145	PTFE F56101	B2PT	406841 40412849	IP SP	○ ○	● ●
	140	12	AS	0,02	2.901	72 NBR 902	BAFUD5SLX7	334501 40412263	IP SP	○ ○	● ●
	140	12	A	0,02	2.901	72 NBR 902	BAFUD5X7	49325944 40412549	IP SP	● ○	● ●
	140	12	A	0,05	7.252	75 FKM 595	BAU6	351142	-	○	○
	140	12	AS	0,05	7.252	72 NBR 902	BAU6SL	49345416 49332250	IP SP	○ ○	● ●
	140	12	AS	0,05	7.252	75 FKM 585	BAUM6SLX7	522388 40413344	IP SP	● ○	● ●
	140	12	A	0,05	7.252	75 FKM 585	BAUM6X7	389700 40412672	IP SP	● ○	● ●
	140	13	BS	0,05	7.252	72 NBR 902	B1 U6 SL	103181 40412113	IP SP	○ ○	● ●
	140	13	B	0,02	2.901	72 NBR 902	B1FUD5	335980 40412461	IP SP	○ ○	● ●
	140	13	C	0,02	2.901	72 NBR 902	B2F UD5	335167 40412428	IP SP	○ ○	● ●
	140	15	BS	0,02	2.901	72 NBR 902	B1FUD5SL	364335 40412590	IP SP	○ ○	● ●
	140	15	C	0,02	2.901	72 NBR 902	B2FUD5	335995 40412473	IP SP	○ ○	● ●
	150	12	B	0,05	7.252	72 NBR 902	B1 U	11442 40411443	IP SP	○ ○	● ●
	150	12	A	0,05	7.252	72 NBR 902	BAUM6X7	49342548 40411024	IP SP	○ ○	● ●
	150	12	AS	0,05	7.252	75 FKM 585	BAUM6SLX7	411270 40412916	IP SP	○ ○	● ●
	150	12	A	0,05	7.252	75 FKM 585	BAUM6X7	407103 40412856	IP SP	○ ○	● ●
	150	13	B	0,02	2.901	72 NBR 902	B1 FG	25526	-	○	○
	150	13	C	0,05	7.252	72 NBR 902	B2 U5	23309	-	○	○
	150	15	C	0,05	7.252	72 NBR 902	B 2 FG	23310 40411913	IP SP	○ ○	● ●
	160	12	AS	0,05	7.252	75 FKM 585	BAUM6SLX1	49010597 40413670	IP SP	○ ○	● ●
160	15	C	0,05	7.252	72 NBR 902	B 2 FG	23311 40411914	IP SP	○ ○	● ●	
170	12	AS	0,05	7.252	72 NBR 902	BAU5SLX2	522356 40413337	IP SP	○ ○	● ●	

d <sub>1</sub> [mm]	d <sub>2</sub> [mm]	b [mm]	DIN Norm	[MPa] Pressure [psi]	Material	Design	Part No.	PU <sup>1)</sup>	US	EU	
115	215	12	AS	0,05	7.252	72 NBR 902	BAU5SLX2	522309 40413335	IP SP	○ ○	● ●
118	140	13	C	0,05	7.252	72 NBR 902	B 2	49302652 40411915	IP SP	○ ○	● ●
	150	12	AS	0,05	7.252	72 NBR 902	BAU4SLX2	457498 40413071	IP SP	○ ○	● ●
	150	12	AS	0,05	7.252	75 FKM 585	BAU4SLX2	461900 40413074	IP SP	○ ○	● ●
	150	12	A	0,05	7.252	72 NBR 902	BAU4X2	462756 40413078	IP SP	○ ○	● ●
	150	12	A	0,05	7.252	75 FKM 585	BAU4X2	462757 40413079	IP SP	○ ○	● ●
	160	15	C	0,05	7.252	72 NBR 902	B2 U6	23315 40411917	IP SP	○ ○	● ●
120	140	7,50	AS	*	*	72 NBR 902	BAB5SL1	49306549 40412110	IP SP	● ○	● ●
	140	7,50	AS	*	*	75 FKM 595	BABSL1	49306548 49323227	IP SP	○ ○	● ●
	140	10	AS	*	*	72 NBR 902	BAB SL1	82439 40412109	IP SP	● ○	● ●
	140	12	C	1	145	PTFE F56101	B2PT	406842 40412850	IP SP	○ ○	● ●
	140	12	A	0,05	7.252	72 NBR 902	BAU6	411088 40412907	IP SP	○ ○	● ●
	140	12	AS	0,05	7.252	72 NBR 902	BAU6SL	49030924	-	○	○
	140	13	BS	0,02	2.901	72 NBR 902	B1F UD5 SL	347234 40412515	IP SP	○ ○	● ●
	140	13	B	0,02	2.901	72 NBR 902	B1FUD5	335978 40412459	IP SP	○ ○	● ●
	140	13	C	0,02	2.901	72 NBR 902	B2F UD5	335172 40412431	IP SP	○ ○	● ●
	140	13	AS	0,05	7.252	72 NBR 902	BAU6SLX2	524147 40413393	IP SP	○ ○	● ●
	140	13	A	0,05	7.252	72 NBR 902	BAU6X2	49037537 40413797	IP SP	○ ○	● ●
	140	13	AS	0,05	7.252	75 FKM 585	BAUM6SLX7	405832 40412778	IP SP	○ ○	● ●
	140	13	A	0,05	7.252	75 FKM 585	BAUM6X7	525673 40413431	IP SP	○ ○	● ●
	145	15	B	0,05	7.252	72 NBR 902	B1 U6	122443 40412122	IP SP	○ ○	● ●
	145	15	C	0,05	7.252	72 NBR 902	B2 U6	66352	-	○	○
	150	10	AS	*	*	75 FKM 595	BABSL1	324576 40412155	IP SP	○ ○	● ●
	150	10	AS	*	*	72 NBR 902	BABSL1	427822 40412982	IP SP	○ ○	● ●
	150	12	B	0,02	2.901	72 NBR 902	B1F UD5	335166 40412427	IP SP	○ ○	● ●
	150	12	BS	0,05	7.252	72 NBR 902	B1U6SL	436126	-	○	○
	150	12	AS	*	*	72 NBR 902	BAB5SL	12011536 40413605	IP SP	○ ○	● ●
	150	12	AS	0,05	7.252	72 NBR 902	BAU6SLX2	526963 40413453	IP SP	○ ○	● ●
	150	12	A	0,05	7.252	72 NBR 902	BAU6X2	49017408 40413721	IP SP	● ○	● ●
	150	12	AS	0,05	7.252	75 FKM 585	BAUM6SLX7	474123 40413154	IP SP	● ○	● ●
	150	12	A	0,05	7.252	75 FKM 585	BAUM6X7	401018 40412738	IP SP	● ○	● ●
	150	13	C	0,02	2.901	72 NBR 902	B2FUD5	335986 40412467	IP SP	○ ○	● ●
	150	13	AS	0,05	7.252	75 FKM 595	BASL	384118	-	○	○

d <sub>1</sub> [mm]	d <sub>2</sub> [mm]	b [mm]	DIN Norm	[MPa]	Pressure [psi]	Material	Design	Part No.	PU <sup>1)</sup>	US	EU
120	150	13	AS	0,05	7.252	72 NBR 902	BASL	418990 40412964	IP SP	○ ○	● ●
			CS	0,05	7.252	72 NBR 902	B 2 SL	12059 40411446	IP SP	○ ○	● ●
	150	15	BS	0,05	7.252	72 NBR 902	B1 D FG SL	20189 40411645	IP SP	○ ○	● ●
			B	0,02	2.901	72 NBR 902	B1FUD5	335972 40412454	IP SP	○ ○	● ●
	150	15	C	0,02	2.901	72 NBR 902	B2FUD5	335987 40412468	IP SP	○ ○	● ●
			AS	0,05	7.252	72 NBR 902	BAU6SLX2	470447 40413137	IP SP	○ ○	● ●
	150	15	AS	0,05	7.252	75 FKM 585	BAU6SLX2	470448 40413138	IP SP	○ ○	● ●
			A	0,05	7.252	75 FKM 585	BAUM6X7	389455 40412659	IP SP	○ ○	● ●
	160	10	BS	0,05	7.252	72 NBR 902	B1U5SL	414273 40412943	IP SP	○ ○	● ●
			B	0,05	7.252	72 NBR 902	B1	2610 40411025	IP SP	○ ○	● ●
	160	12	A	0,05	7.252	72 NBR 902	BA	14120 40411466	IP SP	○ ○	● ●
			AS	0,05	7.252	75 FKM 585	BAUM6SLX7	411290 40412918	IP SP	○ ○	● ●
	160	12	A	0,05	7.252	75 FKM 585	BAUM6X7	407104 40412857	IP SP	○ ○	● ●
			160	13	C	0,05	7.252	72 NBR 902	B 2	23319 40411918	IP SP
	160	15			C	0,05	7.252	72 NBR 902	B 2	23320 40411919	IP SP
			170	15	C	0,05	7.252	72 NBR 902	B2 U6	23533 40412004	IP SP
	180	12			AS	0,05	7.252	72 NBR 902	BAU6SLX2	49043674 40413807	IP SP
			180	12	A	0,05	7.252	72 NBR 902	BAU6X2	49043675 40413808	IP SP
	180	12			AS	0,05	7.252	75 FKM 585	BAUM6SLX7	49043672 40413805	IP SP
			180	12	A	0,05	7.252	75 FKM 585	BAUM6X7	49043673 40413806	IP SP
180	15	AS			0,05	7.252	72 NBR 902	BAU6SLX2	470451 40413141	IP SP	○ ○
		180	15	AS	0,05	7.252	75 FKM 585	BAU6SLX2	470452 40413142	IP SP	○ ○
180	15			A	0,05	7.252	72 NBR 902	BAU6X2	49031233	-	○
		200	14	AS	0,05	7.252	72 NBR 902	BAU6SLX27	451037 40413014	IP SP	○ ○
200	14			A	0,05	7.252	72 NBR 902	BAU6X27	453168 49332148	IP SP	○ ○
		200	14	AS	0,05	7.252	75 FKM 585	BAUM6SLX1	49011950 40413679	IP SP	○ ○
200	14			A	0,05	7.252	75 FKM 585	BAUM6X1	49012125	-	○
		215	12	AS	0,05	7.252	75 FKM 585	BAUM6SLX1	49066500 40413842	IP SP	○ ○
122	150			13	C	0,05	7.252	72 NBR 902	B2 U5	23322 40411920	IP SP
		AS	0,05		7.252	72 NBR 902	BA SL	9427	-	○	○
		AS	0,05		7.252	72 NBR 902	BAU6SLX2	475364	-	○	○
124	150	15	C	0,05	7.252	72 NBR 902	B 2	23324 40411921	IP SP	○ ○	● ●
			125	145	13	A	0,05	7.252	75 FKM 585	BAUM6X7	49016136

d <sub>1</sub> [mm]	d <sub>2</sub> [mm]	b [mm]	DIN Norm	[MPa] Pressure [psi]	Material	Design	Part No.	PU <sup>1)</sup>	US	EU	
125	150	12	B	0,02	2.901	72 NBR 902	B1FUD5	335977 40412458	IP SP	○ ○	● ●
	150	12	C	1	145	PTFE F56101	B2PT	406838 40412846	IP SP	○ ○	● ●
	150	12	AS	*	*	75 FKM 585	BAB5SLO 8	455694	-	○	○
	150	12	AS	*	*	72 NBR 902	BAB5SLO 8	49077159 49332259	IP SP	○ ○	● ●
	150	12	AS	0,02	2.901	72 NBR 902	BAFUD5SL2X7	334229 40412166	IP SP	○ ○	● ●
	150	12	A	0,02	2.901	72 NBR 902	BAFUD5X7	335125 40412421	IP SP	● ○	● ●
	150	12	AS	0,05	7.252	75 FKM 585	BAUM6SLX7	407276 40412864	IP SP	○ ○	● ●
	150	12	A	0,05	7.252	75 FKM 585	BAUM6X7	49045094 40413809	IP SP	○ ○	● ●
	150	13	BS	0,02	2.901	72 NBR 902	B1FDSL	364318 40412589	IP SP	○ ○	● ●
	150	13	C	0,02	2.901	72 NBR 902	B2F UD5	335161 40412424	IP SP	○ ○	● ●
	150	13	A	0,05	7.252	72 NBR 902	BAD FG	9440 40411417	IP SP	○ ○	● ●
	150	15	C	0,02	2.901	72 NBR 902	B2FUD5	335994 40412472	IP SP	○ ○	● ●
	150	15	CS	0,05	7.252	72 NBR 902	B2U6SL	409243 40412878	IP SP	○ ○	● ●
	150	15	A	0,05	7.252	75 FKM 585	BAUM6X7	389702 40412673	IP SP	● ○	● ●
	160	12	B	0,05	7.252	72 NBR 902	B1	14766	-	○	○
	160	12	A	0,05	7.252	72 NBR 902	BAUM6X7	49342547 40411467	IP SP	○ ○	● ●
	160	12	A	0,05	7.252	75 FKM 585	BAUM6X7	411240 40412914	IP SP	○ ○	● ●
	160	13	C	0,05	7.252	72 NBR 902	B 2	23328 40411922	IP SP	○ ○	● ●
	160	13	B	0,05	7.252	72 NBR 902	B1	19974	-	○	○
	160	15	C	0,05	7.252	72 NBR 902	B2 FG	23329 40411923	IP SP	○ ○	● ●
160	15	AS	0,05	7.252	72 NBR 902	BAU6SLX2	470445 40413135	IP SP	○ ○	● ●	
160	15	AS	0,05	7.252	75 FKM 585	BAU6SLX2	470446 40413136	IP SP	○ ○	● ●	
170	15	C	0,05	7.252	72 NBR 902	B 2	23331 40411925	IP SP	○ ○	● ●	
180	12	AS	0,05	7.252	72 NBR 902	BAU5SLX2	522355 49332160	IP SP	○ ○	● ●	
200	15	AS	0,05	7.252	72 NBR 902	BAU6SLX2	470425 40413115	IP SP	○ ○	● ●	
200	15	AS	0,05	7.252	75 FKM 585	BAU6SLX2	470426 40413116	IP SP	○ ○	● ●	
200	15	A	0,05	7.252	72 NBR 902	BAU6X2	49326906 49326948	IP SP	○ ○	● ●	
200	15	A	0,05	7.252	75 FKM 585	BAU6X2	49326910 49326952	IP SP	○ ○	● ●	
128	146	13,50	C	0,02	2.901	72 NBR 902	B2UD5 F	341229 40412489	IP SP	○ ○	● ●
	150	13	A	0,05	7.252	72 NBR 902	BA U6	9452 40411418	IP SP	○ ○	● ●
	150	15	B	0,05	7.252	72 NBR 902	B1	19565	-	○	○
	150	15	C	0,05	7.252	72 NBR 902	B2 U6	23332 40411926	IP SP	○ ○	● ●
	160	15	C	0,05	7.252	72 NBR 902	B2 U6	23333 40411927	IP SP	○ ○	● ●

d <sub>1</sub> [mm]	d <sub>2</sub> [mm]	b [mm]	DIN Norm	[MPa]	Pressure [psi]	Material	Design	Part No.	PU <sup>1)</sup>	US	EU
129	160	15	C	0,05	7.252	72 NBR 902	B 2	23335 40411928	IP SP	○ ○	● ●
130	150	7,50	AS	*	*	72 NBR 902	BABSL1	369321 40412602	IP SP	● ○	● ●
	150	7,50	AS	*	*	75 FKM 585	BABSL1	49303292 40413911	IP SP	○ ○	● ●
	150	15	A	0,05	7.252	75 FKM 585	BAUM6X7	530591 40413484	IP SP	○ ○	● ●
	155	10	C	0,05	7.252	72 NBR 902	B2 U6 X2	21415 40411676	IP SP	○ ○	● ●
	160	7,50	AS	*	*	75 FKM 595	BAB4SL08	529820 40413479	IP SP	○ ○	● ●
	160	12	B	0,05	7.252	72 NBR 902	B1 U6	8105 40411286	IP SP	○ ○	● ●
	160	12	BS	0,05	7.252	72 NBR 902	B1U6SL3	370762 40412604	IP SP	○ ○	● ●
	160	12	AS	*	*	75 FKM 595	BAB5 SL08	529506 40413477	IP SP	○ ○	● ●
	160	12	AS	*	*	72 NBR 902	BAB5SL	12011537 40413606	IP SP	○ ○	● ●
	160	12	A	0,02	2.901	72 NBR 902	BAU5FX7	364316 40412588	IP SP	○ ○	● ●
	160	12	AS	0,05	7.252	72 NBR 902	BAU6SLX2	49030495 40413756	IP SP	○ ○	● ●
	160	12	AS	0,05	7.252	75 FKM 585	BAUM6SLX7	474122 40413153	IP SP	● ○	● ●
	160	12	A	0,05	7.252	75 FKM 585	BAUM6X7	402397 40412743	IP SP	● ○	● ●
	160	13	BS	0,05	7.252	72 NBR 902	B1 D SL	20272 40411654	IP SP	○ ○	● ●
	160	13	C	0,05	7.252	72 NBR 902	B2 U6	23336 40411929	IP SP	○ ○	● ●
	160	13	A	0,02	2.901	72 NBR 902	BAF UD5 X7	335201 40412449	IP SP	○ ○	● ●
	160	14	A	0,05	7.252	72 NBR 902	BAU6	376145 40412610	IP SP	○ ○	● ●
	160	15	B	0,05	7.252	72 NBR 902	B1 U6	19976 40411598	IP SP	○ ○	● ●
	160	15	CS	0,05	7.252	72 NBR 902	B2 U6 SL3	34910 40412086	IP SP	○ ○	● ●
	160	15	C	0,02	2.901	72 NBR 902	B2FUD5	364341 40412591	IP SP	○ ○	● ●
	160	15	AS	0,05	7.252	72 NBR 902	BA U6 SL	9463 40411419	IP SP	○ ○	● ●
	160	15	A	0,05	7.252	75 FKM 585	BAUM6X7	389456 40412660	IP SP	○ ○	● ●
	165	13	C	0,05	7.252	72 NBR 902	B2 U6	23338 40411930	IP SP	○ ○	● ●
	165	13	A	0,05	7.252	75 FKM 595	BAU6X1	49063013 40413826	IP SP	○ ○	● ●
	170	12	A	0,05	7.252	72 NBR 902	BA	14143 40411468	IP SP	○ ○	● ●
	170	12	AS	0,05	7.252	75 FKM 585	BAUM6SLX7	411238 40412913	IP SP	○ ○	● ●
	170	12	A	0,05	7.252	75 FKM 585	BAUM6X7	407050 40412854	IP SP	○ ○	● ●
	170	13	C	0,05	7.252	72 NBR 902	B 2	23340 40411931	IP SP	○ ○	● ●
	170	15	C	0,05	7.252	72 NBR 902	B 2 FG	23342 40411932	IP SP	○ ○	● ●
	170	15	CS	0,05	7.252	72 NBR 902	B2 U6 SL	23476 40411996	IP SP	○ ○	● ●

d <sub>1</sub> [mm]	d <sub>2</sub> [mm]	b [mm]	DIN Norm	[MPa] Pressure [psi]	Material	Design	Part No.	PU <sup>1)</sup>	US	EU	
130	170	15	AS	0,05	7.252	72 NBR 902	BAU6SLX2	524696 40413419	IP SP	○ ○	● ●
	180	15	C	0,05	7.252	72 NBR 902	B2 U6	23343 40411933	IP SP	○ ○	● ●
	200	15	AS	0,05	7.252	72 NBR 902	BAU6SLX2	475361 40413160	IP SP	○ ○	● ●
	200	15	AS	0,05	7.252	75 FKM 585	BAUM6SLX7	477612 40413181	IP SP	○ ○	● ●
	215	15	AS	0,05	7.252	72 NBR 902	BAU6SLX2	520454 40413279	IP SP	○ ○	● ●
	215	15	AS	0,05	7.252	75 FKM 585	BAUM6SL	520743 49332157	IP SP	○ ○	● ●
	230	14	AS	0,05	7.252	72 NBR 902	BAU6SLX27	451056 40413018	IP SP	○ ○	● ●
	230	14	A	0,05	7.252	72 NBR 902	BAU6X27	451058 40413019	IP SP	○ ○	● ●
	230	14	A	0,05	7.252	75 FKM 585	BAU6X27	49331955 49339085	IP SP	○ ○	● ●
132	160	13	C	0,05	7.252	72 NBR 902	B 2	23344 40411934	IP SP	○ ○	● ●
	160	15	C	0,05	7.252	72 NBR 902	B 2	23345	-	○	○
135	160	13	C	0,02	2.901	72 NBR 902	B2F UD5	335199 40412448	IP SP	○ ○	● ●
	160	15	B	0,02	2.901	72 NBR 902	B1FUD5	335975 49332128	IP SP	○ ○	● ●
	160	15	C	0,02	2.901	72 NBR 902	B2FUD5	335991 40412470	IP SP	○ ○	● ●
	165	12	A	0,05	7.252	75 FKM 585	BAUM6X7	521829 40413330	IP SP	○ ○	● ●
	165	13	C	0,05	7.252	72 NBR 902	B2 U5	23348 40411935	IP SP	○ ○	● ●
	165	15	C	0,05	7.252	72 NBR 902	B 2	23537 40412007	IP SP	○ ○	● ●
	170	10	BS	0,05	7.252	72 NBR 902	B1U5SL	430579 49332146	IP SP	○ ○	● ●
	170	12	B	0,05	7.252	72 NBR 902	B1 U6	11446 40411444	IP SP	○ ○	● ●
	170	12	A	0,02	2.901	72 NBR 902	BAF UD5 X7	335202 40412450	IP SP	○ ○	● ●
	170	12	AS	0,05	7.252	75 FKM 585	BAU6SL	375318 49332140	IP SP	○ ○	● ●
	170	12	AS	0,05	7.252	72 NBR 902	BAU6SLX2	49062337 40413824	IP SP	○ ○	● ●
	170	12	A	0,05	7.252	72 NBR 902	BAU6X2	49062391 40413825	IP SP	○ ○	● ●
	170	12	A	0,05	7.252	75 FKM 585	BAUM6X7	411236 40412912	IP SP	○ ○	● ●
	170	13	C	0,05	7.252	72 NBR 902	B2 U5	23349 40411936	IP SP	○ ○	● ●
	170	15	B	0,05	7.252	72 NBR 902	B1	19979	-	○	○
	170	15	C	0,05	7.252	72 NBR 902	B2 U6	23350 40411937	IP SP	○ ○	● ●
	170	15	A	0,05	7.252	75 FKM 585	BAUM6X7	389749 40412674	IP SP	○ ○	● ●
	180	15	C	0,05	7.252	72 NBR 902	B2 U6	23351 40411938	IP SP	○ ○	● ●
	180	15	A	0,05	7.252	75 FKM 585	BAUM6X7	49009213 40413660	IP SP	○ ○	● ●
	215	12	AS	0,05	7.252	72 NBR 902	BAU5SLX2	522312 49332159	IP SP	○ ○	● ●
138	160	15	C	0,02	2.901	72 NBR 902	B2F UD5	335197 40412446	IP SP	○ ○	● ●

d <sub>1</sub> [mm]	d <sub>2</sub> [mm]	b [mm]	DIN Norm	[MPa]	Pressure [psi]	Material	Design	Part No.	PU <sup>1)</sup>	US	EU
138	170	15	C	0,05	7.252	72 NBR 902	B2 U7	23352 40411939	IP SP	○ ○	● ●
140	160	8	AS	*	*	72 NBR 902	BAB5SL 1 0	49074290 40413881	IP SP	○ ○	● ●
	160	10	AS	*	*	75 FKM 595	BABFSL1	476112 49332152	IP SP	○ ○	● ●
	160	13	B	0,02	2.901	72 NBR 902	B1FUD5	344711 40412497	IP SP	○ ○	● ●
	160	13	C	0,05	7.252	72 NBR 902	B2U6X2	374756 40412609	IP SP	○ ○	● ●
	160	15	C	0,02	2.901	72 NBR 902	B2FUD5	345082 40412500	IP SP	○ ○	● ●
	165	12	C	0,05	7.252	72 NBR 902	B2 D	22821 40411735	IP SP	○ ○	● ●
	165	12	A	0,05	7.252	72 NBR 902	BAD	9475 40411420	IP SP	○ ○	● ●
	165	15	C	0,05	7.252	72 NBR 902	B2 U7	23354 40411940	IP SP	○ ○	● ●
	170	12	AS	0,02	2.901	72 NBR 902	BAUD5SL	12014961 40413619	IP SP	● ○	● ●
	170	13	C	0,02	2.901	72 NBR 902	B2F UD5	335198 40412447	IP SP	○ ○	● ●
	170	13	A	0,05	7.252	72 NBR 902	BA U6	9484 40411421	IP SP	○ ○	● ●
	170	13	AS	0,05	7.252	75 FKM 585	BAUM6SLX27	49310207 40413000	IP SP	● ○	● ●
	170	13	AS	0,05	7.252	75 FKM 585	BAUM6X27	49336385	-	○	○
	170	15	B	0,02	2.901	72 NBR 902	B1FUD5	335976 40412457	IP SP	○ ○	● ●
	170	15	C	0,02	2.901	72 NBR 902	B2FUD5	335993 40412471	IP SP	○ ○	● ●
	170	15	CS	0,02	2.901	72 NBR 902	B2FUD5SL	334337 40412206	IP SP	○ ○	● ●
	170	15	C	1	145	PTFE F56101	B2PT	365200	-	○	○
	170	15	A	0,05	7.252	72 NBR 902	BA	478568 40411075	IP SP	○ ○	● ●
	170	15	AS	*	*	72 NBR 902	BAB SL1	142668 40412129	IP SP	○ ○	● ●
	170	15	AS	*	*	75 FKM 595	BABSL1,0	372626 40412607	IP SP	○ ○	● ●
	170	15	AS	0,05	7.252	72 NBR 902	BAU7SLX2	49011061 40413672	IP SP	○ ○	● ●
	170	15	A	0,05	7.252	75 FKM 585	BAUM7X7	389458 40412661	IP SP	● ○	● ●
	170	15	A	0,05	7.252	75 FKM 595	BAV11U7X7	348664	-	○	○
	180	12	AS	*	*	72 NBR 902	BABSL	520212 40413262	IP SP	○ ○	● ●
	180	12	AS	*	*	75 FKM 595	BABSL2	476731 40413171	IP SP	○ ○	● ●
	180	12	A	0,05	7.252	72 NBR 902	BAU6X2	49037538 40413798	IP SP	○ ○	● ●
	180	15	BS	0,05	7.252	72 NBR 902	B1 U7 SL	20194 40411647	IP SP	○ ○	● ●
	180	15	C	0,05	7.252	72 NBR 902	B2	23357 40411941	IP SP	○ ○	● ●
	180	15	CS	0,05	7.252	72 NBR 902	B2 SL	321493 40412153	IP SP	○ ○	● ●
	210	15	AS	0,05	7.252	72 NBR 902	BAUM6SL	49340090 49343672	IP SP	○ ○	● ●
	210	15	AS	0,05	7.252	75 FKM 585	BAUM6SL	49340095	-	○	○
	230	15	AS	0,05	7.252	72 NBR 902	BAU7SLX27	451930 40413031	IP SP	○ ○	● ●



d <sub>1</sub> [mm]	d <sub>2</sub> [mm]	b [mm]	DIN Norm	[MPa] Pressure [psi]	Material	Design	Part No.	PU <sup>1)</sup>	US	EU	
140	230	15	A	0,05	7.252	72 NBR 902	BAU7X27	532980 40413510	IP SP	○ ○	● ●
	230	15	AS	0,05	7.252	75 FKM 585	BAUM7SLX1	49012059 40413689	IP SP	○ ○	● ●
	230	15	A	0,05	7.252	75 FKM 585	BAUM7X1	49012122 40413702	IP SP	○ ○	● ●
	250	15	AS	0,05	7.252	72 NBR 902	BAU7SLX27	467868 40413086	IP SP	○ ○	● ●
	250	15	A	0,05	7.252	72 NBR 902	BAU7X27	467792 40413085	IP SP	○ ○	● ●
	250	15	AS	0,05	7.252	75 FKM 585	BAUM7SLX1	49012058 40413688	IP SP	○ ○	● ●
	250	15	A	0,05	7.252	75 FKM 585	BAUM7X1	49012123 40413703	IP SP	○ ○	● ●
142	170	15	C	0,05	7.252	72 NBR 902	B2 U7	23535 40412006	IP SP	○ ○	● ●
144	180	15	C	0,05	7.252	72 NBR 902	B 2	23359 40411943	IP SP	○ ○	● ●
145	165	13	C	0,02	2.901	72 NBR 902	B2FUD5	341228 40412488	IP SP	○ ○	● ●
	170	13	CS	0,05	7.252	72 NBR 902	B 2 SL	5238 40411074	IP SP	○ ○	● ●
	170	13	BS	0,05	7.252	72 NBR 902	B1 SL	12011373 40413592	IP SP	○ ○	● ●
	170	13	C	0,05	7.252	72 NBR 902	B2 U6	23360 40411944	IP SP	○ ○	● ●
	170	13	AS	0,05	7.252	72 NBR 902	BAU6SLX2	49016145 40413717	IP SP	○ ○	● ●
	170	15	B	0,05	7.252	72 NBR 902	B1 U7	20268 40411652	IP SP	○ ○	● ●
	170	15	C	0,05	7.252	72 NBR 902	B2 U7	23361 40411945	IP SP	○ ○	● ●
	170	15	A	0,05	7.252	72 NBR 902	BA U7 X1	106590	-	○	○
	175	13	C	0,05	7.252	72 NBR 902	B2 U6	114908 40412117	IP SP	○ ○	● ●
	175	15	C	0,05	7.252	72 NBR 902	B 2	2619 40411026	IP SP	○ ○	● ●
	175	15	B	0,05	7.252	72 NBR 902	B1	31533 40412067	IP SP	○ ○	● ●
	175	15	BS	0,02	2.901	72 NBR 902	B1F U7 SL	116558 40412118	IP SP	○ ○	● ●
	175	15	A	0,05	7.252	72 NBR 902	BA	14163 40411469	IP SP	○ ○	● ●
	175	15	A	0,05	7.252	75 FKM 585	BAUM7X7	402486 40412744	IP SP	○ ○	● ●
	180	13	C	0,05	7.252	72 NBR 902	B 2	23362 40411946	IP SP	○ ○	● ●
	180	13	AS	0,02	2.901	72 NBR 902	BAU6SL	12011214 40413591	IP SP	○ ○	● ●
	180	15	C	0,05	7.252	72 NBR 902	B2 U7	23363 40411947	IP SP	○ ○	● ●
	190	17	AS	0,05	7.252	72 NBR 902	BAU7SLX2	470449 40413139	IP SP	○ ○	● ●
	190	17	AS	0,05	7.252	75 FKM 585	BAU7SLX2	470450 40413140	IP SP	○ ○	● ●
230	17	AS	0,05	7.252	72 NBR 902	BAU7SLX2	470427 40413117	IP SP	○ ○	● ●	
230	17	AS	0,05	7.252	75 FKM 585	BAU7SLX2	470428 40413118	IP SP	○ ○	● ●	
146	193,70	10	AS	*	*	72 NBR 902	BAB5SLO 8	454312	-	○	○
148	170	14,50	CS	0,05	7.252	72 NBR 902	B2SL	49068324 40413856	IP SP	○ ○	● ●

Simmerring Oil Seals | Bague d'étanchéité pour arbres tournants Simmerring  
 Retén Simmerring | Retentor Simmerring

d <sub>1</sub> [mm]	d <sub>2</sub> [mm]	b [mm]	DIN Norm	[MPa]	Pressure [psi]	Material	Design	Part No.	PU <sup>1)</sup>	US	EU
148	170	15	C	0,05	7.252	72 NBR 902	B2 U7	23367 40411949	IP SP	○ ○	● ●
	170	15	A	0,05	7.252	72 NBR 902	BA	9501 40411422	IP SP	○ ○	● ●
	180	15	C	0,05	7.252	72 NBR 902	B2 U7	23368 40411950	IP SP	○ ○	● ●
150	170	12	AS	0,05	7.252	75 FKM 585	BAU6SLX2	49060222 40413819	IP SP	○ ○	● ●
	170	12	AS	0,05	7.252	72 NBR 902	BAU6SLX2	49060522 40413820	IP SP	○ ○	● ●
	170	12	A	0,05	7.252	72 NBR 902	BAU6X2	49060523 40413821	IP SP	○ ○	● ●
	170	15	C	0,05	7.252	72 NBR 902	B2U6	345083 40412501	IP SP	○ ○	● ●
	180	8,50	AS	*	*	75 FKM 585	BAB SL1	366770 40412598	IP SP	○ ○	● ●
	180	8,50	AS	*	*	72 NBR 902	BAB5SL1X2	49031083 49332168	IP SP	● ○	● ●
	180	13	C	0,05	7.252	72 NBR 902	B2U7X2	23370 40411951	IP SP	○ ○	● ●
	180	13	A	0,05	7.252	72 NBR 902	BAU6X2	49319182 49322803	IP SP	○ ○	● ●
	180	15	B	0,05	7.252	72 NBR 902	B1 U7	19984 40411599	IP SP	○ ○	● ●
	180	15	BS	0,02	2.901	72 NBR 902	B1FU7SL	356357 40412572	IP SP	○ ○	● ●
	180	15	C	0,05	7.252	72 NBR 902	B2 U7	23371 40411952	IP SP	○ ○	● ●
	180	15	CS	0,05	7.252	72 NBR 902	B2FU7SL	355455 40412535	IP SP	○ ○	● ●
	180	15	AS	0,05	7.252	72 NBR 902	BAU7SLX2	49010594 40413669	IP SP	○ ○	● ●
	180	15	A	0,05	7.252	72 NBR 902	BAU7X2	49010296 40413667	IP SP	● ○	● ●
	180	15	AS	0,05	7.252	75 FKM 585	BAUM7SLX7	521014 40413316	IP SP	○ ○	● ●
	180	15	A	0,05	7.252	75 FKM 585	BAUM7X7	389750 40412675	IP SP	● ○	● ●
	190	15	C	0,05	7.252	72 NBR 902	B2 U7	23372 40411953	IP SP	○ ○	● ●
	200	15	C	0,05	7.252	72 NBR 902	B 2	23373 40411954	IP SP	○ ○	● ●
	225	15	AS	0,05	7.252	72 NBR 902	BAU6SLX2	475365 40413163	IP SP	○ ○	● ●
	225	15	AS	0,05	7.252	75 FKM 585	BAUM6SLX7	477610 40413180	IP SP	○ ○	● ●
155	174	12	A	0,05	7.252	72 NBR 902	BA	9518 40411424	IP SP	○ ○	● ●
	180	15	C	0,05	7.252	72 NBR 902	B 2	23376 40411955	IP SP	○ ○	● ●
	180	15	A	0,05	7.252	75 FKM 585	BAU7	463990 49332149	IP SP	○ ○	● ●
	180	15	AS	0,05	7.252	72 NBR 902	BAU7SLX2	478569 40413215	IP SP	○ ○	● ●
	180	15	A	0,05	7.252	72 NBR 902	BAU7X2	478570 40413216	IP SP	○ ○	● ●
	180	15	AS	0,05	7.252	75 FKM 585	BAUM7SLX7	474107 40413148	IP SP	○ ○	● ●
	190	13	AS	0,05	7.252	72 NBR 902	BAU6SLX2	478579 40413217	IP SP	○ ○	● ●
	190	13	A	0,05	7.252	72 NBR 902	BAU6X2	478580 40413218	IP SP	○ ○	● ●

d <sub>1</sub> [mm]	d <sub>2</sub> [mm]	b [mm]	DIN Norm	[MPa] Pressure [psi]	Material	Design	Part No.	PU <sup>1)</sup>	US	EU	
155	190	15	C	0,05	7.252	72 NBR 902	B 2 FG	23377 40411956	IP SP	○ ○	● ●
	190	15	B	0,05	7.252	72 NBR 902	B1	19985 40411600	IP SP	○ ○	● ●
	200	15	AS	0,02	2.901	72 NBR 902	BAU7SLX2	49336838 49343674	IP SP	○ ○	● ●
	200	15	A	0,02	2.901	72 NBR 902	BAU7X2	49336839 49343673	IP SP	○ ○	● ●
	225	12	AS	0,05	7.252	72 NBR 902	BAU5SLX2	522354 40413336	IP SP	○ ○	● ●
158	180	15	C	0,05	7.252	72 NBR 902	B2 U6	22826 40411736	IP SP	○ ○	● ●
160	180	10	BS	0,05	7.252	72 NBR 902	B1U6SL1X2	328020 40412162	IP SP	○ ○	● ●
	180	15	C	0,02	2.901	72 NBR 902	B2FUD5	395523 40412692	IP SP	○ ○	● ●
	185	8,50	AS	*	*	72 NBR 902	BAB SL1	3790 40411071	IP SP	○ ○	● ●
	185	10	B	0,05	7.252	72 NBR 902	B1 U6	19986 40411601	IP SP	○ ○	● ●
	185	10	A	0,05	7.252	72 NBR 902	BA	36952 40412089	IP SP	○ ○	● ●
	185	14	A	0,05	7.252	72 NBR 902	BA U7	331905 40412165	IP SP	○ ○	● ●
	190	8,50	AS	*	*	75 FKM 595	BAB5SLO,8	464827 49332150	IP SP	○ ○	● ●
	190	13	C	0,05	7.252	72 NBR 902	B 2	23380 40411958	IP SP	○ ○	● ●
	190	13	B	0,05	7.252	72 NBR 902	B1	19987 40411602	IP SP	○ ○	● ●
	190	15	B	0,05	7.252	72 NBR 902	B1	19988 40411603	IP SP	○ ○	● ●
	190	15	C	0,05	7.252	72 NBR 902	B2 U7	23381 40411959	IP SP	○ ○	● ●
	190	15	CS	0,02	2.901	72 NBR 902	B2FU7SL	355453 40412534	IP SP	○ ○	● ●
	190	15	A	0,05	7.252	72 NBR 902	BA U7	2627 40411027	IP SP	● ○	● ●
	190	15	A	0,05	7.252	72 NBR 902	BA U7 X1	323701	-	○	○
	190	15	AS	0,05	7.252	72 NBR 902	BAU6SLX2	49030496 40413757	IP SP	○ ○	● ●
	190	15	AS	0,05	7.252	75 FKM 585	BAUM7SLX7	521015 40413317	IP SP	● ○	● ●
	190	15	A	0,05	7.252	75 FKM 585	BAUM7X7	389752 40412676	IP SP	● ○	● ●
	200	10	AS	*	*	72 NBR 902	BAB6 SLO8	523618 40413380	IP SP	○ ○	● ●
	200	10	AS	*	*	75 FKM 595	BAB6SLO8	523619 40413381	IP SP	○ ○	● ●
	200	15	C	0,05	7.252	72 NBR 902	B2 U7	23383 40411960	IP SP	○ ○	● ●
	215	15	AS	0,05	7.252	75 FKM 585	BAU7SLX2	49060224	-	○	○
	215	15	AS	0,05	7.252	72 NBR 902	BAU7SLX2	49060524	-	○	○
	215	15	A	0,05	7.252	75 FKM 585	BAU7X2	49060225	-	○	○
215	15	A	0,05	7.252	72 NBR 902	BAU7X2	49060525	-	○	○	
240	14	AS	0,05	7.252	72 NBR 902	BAU6SLX2	475366 40413164	IP SP	○ ○	● ●	
240	14	AS	0,05	7.252	75 FKM 585	BAUM6SLX7	477614 40413182	IP SP	○ ○	● ●	
290	18	AS	0,05	7.252	72 NBR 902	BAU7SLX27	452148 40413032	IP SP	○ ○	● ●	

d <sub>1</sub> [mm]	d <sub>2</sub> [mm]	b [mm]	DIN Norm	[MPa]	Pressure [psi]	Material	Design	Part No.	PU <sup>1)</sup>	US	EU
160	290	18	A	0,05	7.252	72 NBR 902	BAU7X27	49301768 40413033	IP SP	○ ○	● ●
	290	18	AS	0,05	7.252	75 FKM 595	BAUM7SLX1	49012057 40413687	IP SP	○ ○	● ●
	290	18	A	0,05	7.252	75 FKM 595	BAUM7X1	49012110 40413700	IP SP	○ ○	● ●
162	190	12	AS	0,05	7.252	72 NBR 902	BAU6SLX2	478561 40413213	IP SP	○ ○	● ●
	190	12	A	0,05	7.252	72 NBR 902	BAU6X2	478563 40413214	IP SP	○ ○	● ●
	190	12	AS	0,05	7.252	75 FKM 585	BAUM6SLX7	520229 40413271	IP SP	● ○	● ●
	190	15	C	0,05	7.252	72 NBR 902	B 2	23384 40411961	IP SP	○ ○	● ●
165	190	13	B	0,05	7.252	72 NBR 902	B1 U6	19989 40411604	IP SP	○ ○	● ●
	190	13	BS	0,05	7.252	72 NBR 902	B1 U6 SL	20199 40411648	IP SP	○ ○	● ●
	190	13	C	0,05	7.252	72 NBR 902	B2 U6	23386 40411962	IP SP	○ ○	● ●
	190	13	A	0,05	7.252	72 NBR 902	BA	9529 40411425	IP SP	○ ○	● ●
	190	15	B	0,05	7.252	72 NBR 902	B1 U7	19990 40411605	IP SP	○ ○	● ●
	190	15	C	0,05	7.252	72 NBR 902	B2 U7	23387 40411963	IP SP	○ ○	● ●
	200	15	C	0,05	7.252	72 NBR 902	B 2	23388 40411964	IP SP	○ ○	● ●
168	190	15	C	0,05	7.252	72 NBR 902	B2 U6	22828 40411737	IP SP	○ ○	● ●
	200	15	C	0,05	7.252	72 NBR 902	B2 U7	23389 40411965	IP SP	○ ○	● ●
170	190	15	BS	0,05	7.252	72 NBR 902	B1 U7 SL1	315273 40412151	IP SP	○ ○	● ●
	190	15	C	0,02	2.901	72 NBR 902	B2FUD5	341226 40412487	IP SP	○ ○	● ●
	200	12	BS	0,05	7.252	72 NBR 902	B1 SL	37129 40412090	IP SP	○ ○	● ●
	200	12	AS	*	*	72 NBR 902	BABSL	520211 40413261	IP SP	● ○	● ●
	200	12	AS	*	*	75 FKM 595	BABSL2	476560 49332187	IP SP	○ ○	● ●
	200	13	C	0,05	7.252	72 NBR 902	B2 U7	23391 40411966	IP SP	○ ○	● ●
	200	14	AS	*	*	72 NBR 902	BAB SL1 O	146585 40412134	IP SP	○ ○	● ●
	200	14	AS	*	*	75 FKM 595	BABSL1	397048 40412695	IP SP	○ ○	● ●
	200	15	BS	0,05	7.252	72 NBR 902	B1 D SL	31473 49332268	IP SP	○ ○	● ●
	200	15	B	0,02	2.901	72 NBR 902	B1FU7	356360 40412573	IP SP	○ ○	● ●
	200	15	CS	0,05	7.252	72 NBR 902	B2 SL FA	23503 40412000	IP SP	○ ○	● ●
	200	15	C	0,02	2.901	72 NBR 902	B2FU7	355457 40412536	IP SP	○ ○	● ●
	200	15	AS	0,02	2.901	72 NBR 902	BAU7SLFX7	364313 40412587	IP SP	● ○	● ●
	200	15	A	0,05	7.252	72 NBR 902	BAU7X2	49062333 40413823	IP SP	● ○	● ●
	200	15	AS	0,05	7.252	75 FKM 585	BAUM7SLX7	521016 40413318	IP SP	● ○	● ●

d <sub>1</sub> [mm]	d <sub>2</sub> [mm]	b [mm]	DIN Norm	[MPa]	Pressure [psi]	Material	Design	Part No.	PU <sup>1)</sup>	US	EU
170	200	15	A	0,05	7.252	75 FKM 585	BAUM7X7	389755 40412677	IP SP	● ○	● ●
	215	16	CS	0,05	7.252	72 NBR 902	B2U7SLX2	478559	-	○	○
	215	16	C	0,05	7.252	72 NBR 902	B2U7X2	478560 40413212	IP SP	○ ○	● ●
172	190	8,50	AS	*	*	75 FKM 595	BAB5SLO,8	469004 40413096	IP SP	○ ○	● ●
	200	15	C	0,05	7.252	72 NBR 902	B2 U7	23395 40411967	IP SP	○ ○	● ●
175	200	15	C	0,02	2.901	72 NBR 902	B2FUD6X2	334979 40412393	IP SP	○ ○	● ●
	200	15	A	0,05	7.252	72 NBR 902	BAU7	526213 40413442	IP SP	○ ○	● ●
	205	15	A	0,05	7.252	72 NBR 902	BA	9550 40411427	IP SP	● ○	● ●
	215	16	C	0,05	7.252	72 NBR 902	B2 U7	23397 40411968	IP SP	○ ○	● ●
178	200	15	C	0,05	7.252	72 NBR 902	B2 U7	23399 40411969	IP SP	○ ○	● ●
180	200	12	C	0,05	7.252	72 NBR 902	B2 U6	339544 40412482	IP SP	○ ○	● ●
	200	15	CS	0,05	7.252	72 NBR 902	B2 SL	326786 40412159	IP SP	○ ○	● ●
	200	15	C	0,05	7.252	72 NBR 902	B2 U6	23567 40412011	IP SP	○ ○	● ●
	210	8,50	AS	*	*	75 FKM 595	BAB 6SLO,8	49322708 40413290	IP SP	● ○	● ●
	210	8,50	AS	*	*	72 NBR 902	BABSL1 0	367484 40412600	IP SP	○ ○	● ●
	210	15	B	0,05	7.252	72 NBR 902	B1 U7	19129 40411479	IP SP	○ ○	● ●
	210	15	C	0,05	7.252	72 NBR 902	B2 U7	2630 40411028	IP SP	○ ○	● ●
	210	15	A	0,02	2.901	72 NBR 902	BAFUD6X27	346139 40412511	IP SP	○ ○	● ●
	210	15	AS	0,05	7.252	72 NBR 902	BAU7SLX2	49068185 40413852	IP SP	○ ○	● ●
	210	15	AS	0,05	7.252	75 FKM 585	BAUM7SLX7	521017 40413319	IP SP	○ ○	● ●
	210	15	A	0,05	7.252	75 FKM 585	BAUM7X7	402490 40412747	IP SP	● ○	● ●
	215	15	CS	0,05	7.252	72 NBR 902	B2 U7 SL	27471 40412054	IP SP	● ○	● ●
	215	16	C	0,05	7.252	72 NBR 902	B2 U7	23402 40411971	IP SP	○ ○	● ●
	215	16	A	0,05	7.252	75 FKM 585	BA	49021167 40413736	IP SP	○ ○	● ●
	215	16	AS	0,05	7.252	75 FKM 585	BASL	392790 49332142	IP SP	○ ○	● ●
	215	16	A	0,05	7.252	72 NBR 902	BAU7	49300996 49332261	IP SP	○ ○	● ●
	220	16	C	0,05	7.252	72 NBR 902	B2	23403 40411972	IP SP	○ ○	● ●
	230	15	AS	0,05	7.252	75 FKM 585	BAU7SLX2	49060226	-	○	○
	230	15	A	0,05	7.252	75 FKM 585	BAU7X2	49060227	-	○	○
184	210	15	AS	0,05	7.252	75 FKM 595	BA U7 SL	304125	-	○	○
185	205	11	AS	*	*	75 FKM 595	BAB6 SL	531100 40413488	IP SP	○ ○	● ●
	205	11	AS	*	*	72 NBR 902	BAB6 SLO8	531108 40413493	IP SP	○ ○	● ●
	210	13	A	0,02	2.901	72 NBR 902	BAFUD5X27	334281 40412181	IP SP	○ ○	● ●

d <sub>1</sub> [mm]	d <sub>2</sub> [mm]	b [mm]	DIN Norm	[MPa]	Pressure [psi]	Material	Design	Part No.	PU <sup>1)</sup>	US	EU
185	215	15	C	0,05	7.252	72 NBR 902	B2 U7	23405 40411974	IP SP	○ ○	● ●
	215	16	CS	0,05	7.252	72 NBR 902	B 2 SL	23480	–	○	○
	215	16	CS	0,05	7.252	72 NBR 902	B2 SL	100795 40412112	IP SP	○ ○	● ●
188	215	16	C	0,05	7.252	72 NBR 902	B 2 FG	23407 40411976	IP SP	○ ○	● ●
190	215	15	B	0,05	7.252	72 NBR 902	B1 U7	19994 40411607	IP SP	○ ○	● ●
	215	16	C	0,05	7.252	72 NBR 902	B2 U7	22831 40411738	IP SP	○ ○	● ●
	220	12	AS	0,05	7.252	72 NBR 902	BAU6SLX2	49326082 40411428	IP SP	○ ○	● ●
	220	12	A	0,05	7.252	72 NBR 902	BAU6X2	49326106 49339086	IP SP	○ ○	● ●
	220	15	B	0,02	2.901	72 NBR 902	B1FUD6X2	345090 40412503	IP SP	○ ○	● ●
	220	15	C	0,02	2.901	72 NBR 902	B2FUD6X2	345085 40412502	IP SP	○ ○	● ●
	220	15	A	0,05	7.252	72 NBR 902	BA U7	11458	–	○	○
	220	15	AS	*	*	75 FKM 595	BAB6SLO,8X7	363446 40412585	IP SP	○ ○	● ●
	220	15	AS	*	*	72 NBR 902	BAB6SLO8X7	427821 40412981	IP SP	○ ○	● ●
	220	15	A	0,02	2.901	72 NBR 902	BAFUD6X27	334745 40412317	IP SP	● ○	● ●
	220	15	AS	0,05	7.252	75 FKM 585	BAUM7SLX7	454176 40413038	IP SP	○ ○	● ●
	220	15	A	0,05	7.252	75 FKM 585	BAUM7X7	389697 40412669	IP SP	● ○	● ●
	220	16	B	0,02	2.901	72 NBR 902	B1FUD6X2	345091 40412504	IP SP	○ ○	● ●
	225	16	AS	0,05	7.252	72 NBR 902	BAU7SLX2	478703 40413223	IP SP	○ ○	● ●
	225	16	A	0,05	7.252	72 NBR 902	BAU7X2	478704 40413224	IP SP	○ ○	● ●
230	16	C	0,05	7.252	72 NBR 902	B 2	23409 40411977	IP SP	○ ○	● ●	
195	220	16	C	0,05	7.252	72 NBR 902	B2 U7	23411 40411978	IP SP	○ ○	● ●
	230	15	C	0,05	7.252	72 NBR 902	B 2	23412 40411979	IP SP	○ ○	● ●
200	230	13	AS	*	*	75 FKM 595	BAB6SLO8	529444 40413474	IP SP	○ ○	● ●
	230	13	AS	*	*	72 NBR 902	BABSLO,8	49304641 40413918	IP SP	○ ○	● ●
	230	15	CS	0,05	7.252	72 NBR 902	B 2 SL	34917 40412087	IP SP	○ ○	● ●
	230	15	B	0,05	7.252	72 NBR 902	B1	26728 40412051	IP SP	○ ○	● ●
	230	15	BS	0,05	7.252	72 NBR 902	B1 U7 SL2	20269 40411653	IP SP	○ ○	● ●
	230	15	C	0,05	7.252	72 NBR 902	B2 U7	23414 40411980	IP SP	○ ○	● ●
	230	15	A	0,05	7.252	72 NBR 902	BA	49332071 40412062	IP SP	● ○	● ●
	230	15	AS	0,05	7.252	72 NBR 902	BAU7SL	49332070 40412522	IP SP	● ○	● ●
	230	15	AS	0,05	7.252	75 FKM 585	BAUM7SLX7	520230 40413272	IP SP	● ○	● ●
	230	15	A	0,05	7.252	75 FKM 585	BAUM7X7	407051 40412855	IP SP	○ ○	● ●

d <sub>1</sub> [mm]	d <sub>2</sub> [mm]	b [mm]	DIN Norm	[MPa] Pressure [psi]	Material	Design	Part No.	PU <sup>1)</sup>	US	EU	
200	230	16	B	0,05	7.252	72 NBR 902	B1 U7	19996 40411608	IP SP	○ ○	● ●
	250	15	C	0,05	7.252	72 NBR 902	B2	23415 40411981	IP SP	○ ○	● ●
	250	15	AS	0,05	7.252	72 NBR 902	BAU7SLX12	49077361	-	○	○
	250	15	A	0,05	7.252	72 NBR 902	BAU7X12	49077412	-	○	○
	250	15	AS	0,05	7.252	75 FKM 595	BAUM7SLX1	49066502	-	○	○
	250	15	A	0,05	7.252	75 FKM 595	BAUM7X1	49066503 40413844	IP SP	○ ○	● ●
	310	18	A	0,05	7.252	72 NBR 902	BAU7X12	49045651 40413811	IP SP	○ ○	● ●
	310	18	AS	0,05	7.252	75 FKM 595	BAUM7SLX1	49011949 40413678	IP SP	○ ○	● ●
	310	18	A	0,05	7.252	75 FKM 595	BAUM7X1	49012111 40413701	IP SP	○ ○	● ●
205	230	15	B	0,05	7.252	72 NBR 902	B1	19997 40411609	IP SP	○ ○	● ●
	230	15	A	0,05	7.252	72 NBR 902	BAU7X27	49077685 49332260	IP SP	○ ○	● ●
	230	15	A	0,05	7.252	75 FKM 585	BAUM7X7	528843 40413459	IP SP	○ ○	● ●
	230	16	C	0,05	7.252	72 NBR 902	B2 U7	22832 40411739	IP SP	○ ○	● ●
	250	16	C	0,05	7.252	72 NBR 902	B 2 FG	25648 40412048	IP SP	○ ○	● ●
210	240	15	C	0,05	7.252	72 NBR 902	B 2	2551 40411019	IP SP	○ ○	● ●
	240	15	B	0,05	7.252	72 NBR 902	B1U7	19239 40411480	IP SP	○ ○	● ●
	240	15	A	0,05	7.252	72 NBR 902	BA	2546 40411018	IP SP	● ○	● ●
	240	15	AS	0,05	7.252	72 NBR 902	BAU7SLX27	49077396 49332175	IP SP	○ ○	● ●
	240	15	AS	0,05	7.252	75 FKM 585	BAUM7SLX7	474108 40413149	IP SP	○ ○	● ●
	240	15	A	0,05	7.252	75 FKM 585	BAUM7X27	49077395 40413885	IP SP	○ ○	● ●
	250	15	A	0,05	7.252	72 NBR 902	BAU7X12	49077415 49332177	IP SP	○ ○	● ●
	250	15	AS	0,05	7.252	75 FKM 595	BAUM7SLX1	49066501 40413843	IP SP	○ ○	● ●
	250	15	A	0,05	7.252	75 FKM 595	BAUM7X1	49077413	-	○	○
	250	15	AS	0,05	7.252	72 NBR 902	BAUSL7X12	49077414 49332176	IP SP	○ ○	● ●
	250	16	C	0,05	7.252	72 NBR 902	B2U7	23418 40411982	IP SP	○ ○	● ●
	290	20	AS	0,05	7.252	72 NBR 902	BAU7SLX12	49077686	-	○	○
	290	20	A	0,05	7.252	72 NBR 902	BAU7X12	49077687	-	○	○
	290	20	AS	0,05	7.252	75 FKM 595	BAUM7SLX1	49066504 49332258	IP SP	○ ○	● ●
	290	20	A	0,05	7.252	75 FKM 595	BAUM7X1	49066505 40413845	IP SP	○ ○	● ●
215	235	10	A	0,05	7.252	75 FKM 595	BAU1,5X27	49302109	-	○	○
	235	10	AS	0,05	7.252	75 FKM 595	BAUSL1,5X27	478540 49332154	IP SP	○ ○	● ●
	240	12	A	0,05	7.252	72 NBR 902	BA U7 X2	9577 40411430	IP SP	● ○	● ●
	250	16	C	0,05	7.252	72 NBR 902	B2U7	23419 40411983	IP SP	○ ○	● ●
	250	16	A	0,05	7.252	72 NBR 902	BA U7	9580 40411431	IP SP	○ ○	● ●

d <sub>1</sub> [mm]	d <sub>2</sub> [mm]	b [mm]	DIN Norm	[MPa]	Pressure [psi]	Material	Design	Part No.	PU <sup>1)</sup>	US	EU
218	250	16	C	0,05	7.252	72 NBR 902	B2	23420 40411984	IP SP	○ ○	● ●
220	250	11	B	0,05	7.252	72 NBR 902	B1	20440 40411662	IP SP	○ ○	● ●
	250	15	CS	0,05	7.252	72 NBR 902	B2 SL	150730 40412136	IP SP	○ ○	● ●
	250	15	C	0,05	7.252	72 NBR 902	B2U7	23421 40411985	IP SP	● ○	● ●
	250	15	AS	0,05	7.252	72 NBR 902	BAU7SLX7	49027671 40413748	IP SP	○ ○	● ●
	250	15	A	0,02	2.901	72 NBR 902	BAU7X7	49027702 40413749	IP SP	● ○	● ●
	250	15	AS	0,05	7.252	75 FKM 585	BAUM7SLX7	468763 40413094	IP SP	○ ○	● ●
	250	15	A	0,05	7.252	75 FKM 585	BAUM7X7	435004 40413002	IP SP	○ ○	● ●
	250	16	BS	0,05	7.252	72 NBR 902	B1D SL	21153 40411673	IP SP	○ ○	● ●
	260	15	AS	0,05	7.252	75 FKM 595	BAU7SLX2	49082640 40413896	IP SP	○ ○	● ●
	260	15	AS	0,05	7.252	72 NBR 902	BAU7SLX2	49082652 40413898	IP SP	○ ○	● ●
	260	15	A	0,05	7.252	75 FKM 595	BAU7X2	49082641 40413897	IP SP	○ ○	● ●
	260	15	A	0,05	7.252	72 NBR 902	BAU7X2	49082653 40413899	IP SP	○ ○	● ●
	270	15	C	0,05	7.252	72 NBR 902	B2	23714 40412018	IP SP	○ ○	● ●
225	250	16	C	0,05	7.252	72 NBR 902	B 2	22834 40411740	IP SP	○ ○	● ●
	270	16	C	0,05	7.252	72 NBR 902	B 2 FG	23715 40412019	IP SP	○ ○	● ●
230	250	8	A	-	-	72 NBR 902	BA OF	316204 40412152	IP SP	○ ○	● ●
	255	10	B	0,05	7.252	72 NBR 902	B1	20441 40411663	IP SP	○ ○	● ●
	255	15	A	0,05	7.252	72 NBR 902	BAUX2	49020472 40413733	IP SP	○ ○	● ●
	260	15	C	0,05	7.252	72 NBR 902	B 2	2555 40411020	IP SP	○ ○	● ●
	260	15	B	0,05	7.252	72 NBR 902	B1	20859 40411670	IP SP	○ ○	● ●
	260	15	A	0,05	7.252	72 NBR 902	BA	14221 40411470	IP SP	● ○	● ●
	260	15	AS	0,05	7.252	72 NBR 902	BA SL	28250 40412056	IP SP	○ ○	● ●
	260	15	AS	0,05	7.252	75 FKM 585	BAUM7SLX7	520231 40413273	IP SP	● ○	● ●
	260	15	A	0,05	7.252	75 FKM 585	BAUM7X7	412593 40412937	IP SP	○ ○	● ●
	270	15	C	0,05	7.252	72 NBR 902	B2	23718 40412020	IP SP	○ ○	● ●
	270	16	B	0,05	7.252	72 NBR 902	B1U7	20446 40411665	IP SP	○ ○	● ●
	280	16	C	0,05	7.252	72 NBR 902	B2	23719 40412021	IP SP	○ ○	● ●
235	270	16	C	0,05	7.252	72 NBR 902	B2U7	23720 40412022	IP SP	○ ○	● ●
240	270	8,50	AS	*	*	72 NBR 902	BAB SL1	412661 40412939	IP SP	● ○	● ●
	270	8,50	AS	*	*	75 FKM 595	BAB SL1	430275 40412991	IP SP	○ ○	● ●



d <sub>1</sub> [mm]	d <sub>2</sub> [mm]	b [mm]	DIN Norm	[MPa]	Pressure [psi]	Material	Design	Part No.	PU <sup>1)</sup>	US	EU
240	270	15	B	0,05	7.252	72 NBR 902	B1	27251 40412052	IP SP	○ ○	● ●
	270	15	CS	0,05	7.252	72 NBR 902	B2U7SLX2	478504 40413209	IP SP	○ ○	● ●
	270	15	C	0,05	7.252	72 NBR 902	B2U7X2	478505 40413210	IP SP	● ○	● ●
	270	15	A	0,05	7.252	72 NBR 902	BA U7	9592 40411433	IP SP	● ○	● ●
	270	15	AS	0,05	7.252	72 NBR 902	BAU7SLX2	478705 40413225	IP SP	○ ○	● ●
	270	15	AS	0,05	7.252	75 FKM 585	BAUM7SLX7	520694 40413908	IP SP	● ○	● ●
	270	15	A	0,05	7.252	75 FKM 585	BAUM7X7	49301622 40413908	IP SP	○ ○	● ●
	280	15	AS	0,05	7.252	75 FKM 595	BAU7SLX2	49082654	-	○	○
	280	15	AS	0,05	7.252	72 NBR 902	BAU7SLX2	49082656 49336379	IP SP	○ ○	● ●
	280	15	A	0,05	7.252	75 FKM 595	BAU7X2	49082655 49336400	IP SP	○ ○	● ●
	280	15	A	0,05	7.252	72 NBR 902	BAU7X2	49082657 49336378	IP SP	○ ○	● ●
	280	16	C	0,05	7.252	72 NBR 902	B2	23722 40412023	IP SP	○ ○	● ●
	280	16	C	0,05	7.252	72 NBR 902	B2	49333624	-	○	○
	290	16	C	0,05	7.252	72 NBR 902	B 2 FG	23723 40412024	IP SP	○ ○	● ●
245	270	16	C	0,05	7.252	72 NBR 902	B2U7	23708 40412016	IP SP	○ ○	● ●
250	280	15	B	0,05	7.252	72 NBR 902	B1	12086 40411447	IP SP	○ ○	● ●
	280	15	CS	0,05	7.252	72 NBR 902	B2U7SLX2	478501 40413207	IP SP	○ ○	● ●
	280	15	C	0,05	7.252	72 NBR 902	B2U7X2	478503 40413208	IP SP	○ ○	● ●
	280	15	A	0,05	7.252	72 NBR 902	BA	38350 40412095	IP SP	● ○	● ●
	280	15	AS	0,05	7.252	72 NBR 902	BAU7SLX2	478708 40413226	IP SP	○ ○	● ●
	280	15	AS	0,05	7.252	75 FKM 585	BAUM7SLX7	520695 40413292	IP SP	○ ○	● ●
	280	15	A	0,05	7.252	75 FKM 585	BAUM7X7	49035578 40412128	IP SP	○ ○	● ●
	280	16	C	0,05	7.252	72 NBR 902	B2	23725 40412025	IP SP	○ ○	● ●
290	16	C	0,05	7.252	72 NBR 902	B 2	23726 40412026	IP SP	○ ○	● ●	
255	290	12	A	0,05	7.252	72 NBR 902	BA U6	303665 40412142	IP SP	○ ○	● ●
	290	16	C	0,05	7.252	72 NBR 902	B2 U7	23727 40412027	IP SP	○ ○	● ●
260	280	10	AS	*	*	72 NBR 902	BAB6 SLO8	407571 40412877	IP SP	○ ○	● ●
	280	10	AS	*	*	75 FKM 595	BAB6SLO,8	520246 40413274	IP SP	○ ○	● ●
	280	16	C	0,05	7.252	72 NBR 902	B 2	25363 40412045	IP SP	○ ○	● ●
	290	16	C	0,05	7.252	72 NBR 902	B 2 U7	23728 40412028	IP SP	● ○	● ●
	290	20	A	0,05	7.252	72 NBR 902	BAU7X2	49067843 40413851	IP SP	○ ○	● ●
	300	20	B	0,05	7.252	72 NBR 902	B1 U8	2564 40411021	IP SP	○ ○	● ●

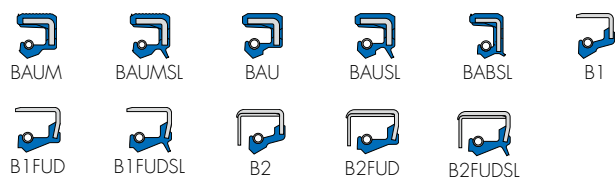
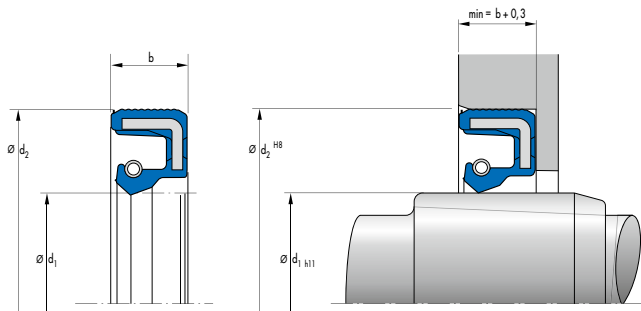
d <sub>1</sub> [mm]	d <sub>2</sub> [mm]	b [mm]	DIN Norm	[MPa]	Pressure [psi]	Material	Design	Part No.	PU <sup>1)</sup>	US	EU
260	300	20	C	0,05	7.252	72 NBR 902	B2	31706 40412068	IP SP	○ ○	● ●
			AS	0,05	7.252	72 NBR 902	BAU7SLX7	49076262 40413882	IP SP	○ ○	● ●
	300	20	A	0,05	7.252	72 NBR 902	BAU7X7	49076263	-	○	○
	300	20	AS	0,05	7.252	75 FKM 585	BAUM7SLX7	520696 40413293	IP SP	○ ○	● ●
	300	20	A	0,05	7.252	75 FKM 585	BAUM7X7	49066043 49336377	IP SP	○ ○	● ●
	310	16	C	0,05	7.252	72 NBR 902	B2 U7	23729 40412029	IP SP	○ ○	● ●
265	290	16	C	0,05	7.252	72 NBR 902	B2 U7	23746 40412036	IP SP	● ○	● ●
			C	0,05	7.252	72 NBR 902	B2 FG	23731 40412030	IP SP	○ ○	● ●
270	300	15	A	0,05	7.252	72 NBR 902	BAU8X2	49077397	-	○	○
			A	0,05	7.252	75 FKM 585	BAU8X2	49082423	-	○	○
	310	16	B	0,05	7.252	72 NBR 902	B1	359071 40412579	IP SP	○ ○	● ●
			B	0,05	7.252	72 NBR 902	B1	49333627	-	○	○
	310	16	C	0,05	7.252	72 NBR 902	B2	23733 40412031	IP SP	○ ○	● ●
			C	0,05	7.252	72 NBR 902	B2	49333626	-	○	○
	310	16	CS	0,05	7.252	72 NBR 902	B2 U8 SL	150423 40412135	IP SP	○ ○	● ●
	310	16	A	0,05	7.252	72 NBR 902	BAU8	49077688	-	○	○
	310	16	A	0,05	7.252	75 FKM 585	BAU8	49082424 40412451	IP SP	○ ○	● ●
275	310	16	C	0,05	7.252	72 NBR 902	B 2 FG	23734 40412032	IP SP	○ ○	● ●
			C	0,05	7.252	72 NBR 902	B 2	23736 40412033	IP SP	● ○	● ●
280	310	17	AS	0,05	7.252	75 FKM 595	BAU7SLX2	49060228 49336376	IP SP	○ ○	● ●
			AS	0,05	7.252	72 NBR 902	BAU7SLX2	49060528 40413822	IP SP	○ ○	● ●
	310	17	A	0,05	7.252	72 NBR 902	BAU7X2	49081843 40413893	IP SP	○ ○	● ●
			A	0,05	7.252	75 FKM 595	BAU7X2	49081844 49336375	IP SP	○ ○	● ●
	320	20	B	0,05	7.252	72 NBR 902	B1	2526 40411016	IP SP	○ ○	● ●
	320	20	C	0,05	7.252	72 NBR 902	B2	26356 40412050	IP SP	○ ○	● ●
	320	20	C	0,05	7.252	75 FKM 595	B2	308782 40412147	IP SP	○ ○	● ●
	320	20	CS	0,05	7.252	72 NBR 902	B2U8 SL	304607 40412143	IP SP	○ ○	● ●
	320	20	AS	0,05	7.252	72 NBR 902	BAU7SLX27	49077398	-	○	○
	320	20	A	0,05	7.252	72 NBR 902	BAU8	457750	-	○	○
	320	20	AS	0,05	7.252	75 FKM 585	BAUM7SLX7	520697 40413294	IP SP	● ○	● ●
	320	20	A	0,05	7.252	75 FKM 585	BAUM7X7	49064351 40413836	IP SP	○ ○	● ●
	285	310	16	C	0,05	7.252	72 NBR 902	B2U7	23710 40412017	IP SP	○ ○
C				0,05	7.252	75 FKM 595	B2U7	49064229 40413834	IP SP	○ ○	● ●
325		16	AS	0,05	7.252	72 NBR 902	BAU7SLX2	49304778	-	○	●
325		16	A	0,05	7.252	72 NBR 902	BAU7X2	49304779	-	○	●

d <sub>1</sub> [mm]	d <sub>2</sub> [mm]	b [mm]	DIN Norm	[MPa]	Pressure [psi]	Material	Design	Part No.	PU <sup>1)</sup>	US	EU	
285	325	16	A	0,05	7.252	75 FKM 585	BAUM7	49304777	-	○	○	
	325	16	AS	0,05	7.252	75 FKM 585	BAUM7SL	49304776	-	○	●	
290	330	15	AS	0,05	7.252	72 NBR 902	BAU7SLX2	49313425	-	○	●	
	330	15	AS	0,05	7.252	75 FKM 595	BAU7SLX2	49321936	-	○	●	
	330	15	A	0,05	7.252	72 NBR 902	BAU7X2	49321937	-	○	●	
	330	15	A	0,05	7.252	75 FKM 595	BAU7X2	49321938	-	○	●	
	330	16	BS	0,05	7.252	72 NBR 902	B1U9SL2	20449	-	○	●	
	330	18	C	0,05	7.252	72 NBR 902	B2U8	31476	-	○	●	
300	332	16	C	0,05	7.252	72 NBR 902	B2 FG	23750	-	○	●	
	335	18	C	0,05	7.252	72 NBR 902	B2	23745	-	●	●	
	340	16	A	0,05	7.252	72 NBR 902	BA	9603	-	○	●	
	340	16	A	0,05	7.252	75 FKM 585	BA	530862	-	○	●	
	340	16	AS	0,05	7.252	72 NBR 902	BAU8SLX7	346539	-	○	●	
	340	20	B	0,05	7.252	72 NBR 902	B1	13450	-	○	●	
	340	20	C	0,05	7.252	72 NBR 902	B2	2528	-	○	●	
	340	20	AS	*	*	72 NBR 902	BAB SL16	421276	-	○	●	
	340	20	AS	0,05	7.252	72 NBR 902	BAU7SLX7	49076730	-	○	●	
	340	20	A	0,05	7.252	72 NBR 902	BAU7X7	49076731	-	○	○	
	340	20	AS	0,05	7.252	75 FKM 585	BAUM7SLX7	520698	-	●	●	
	340	20	A	0,05	7.252	75 FKM 585	BAUM7X7	49058022	-	○	●	
	310	350	18	C	0,05	7.252	72 NBR 902	B2	25369	-	●	●
		370	18	AS	0,05	7.252	72 NBR 902	BAU8SLX2	49313426	-	○	●
370		18	AS	0,05	7.252	75 FKM 595	BAU8SLX2	49321939	-	○	○	
370		18	A	0,05	7.252	72 NBR 902	BAU8X2	49322000	-	○	○	
370		18	A	0,05	7.252	75 FKM 595	BAU8X2	49322001	-	○	○	
315	355	18	C	0,05	7.252	72 NBR 902	B2	23737	-	○	●	
	355	18	A	0,05	7.252	75 FKM 585	BAU8X2	49082425	-	○	●	
	355	18	A	0,05	7.252	72 NBR 902	BAU8X2	49081845	-	○	●	
	365	20	C	0,05	7.252	72 NBR 902	B2 FG	23531	-	○	●	
320	340	10	B	-	-	72 NBR 902	B1OF	429045	-	○	○	
	350	15	AS	*	*	75 FKM 595	BAU7SLX2	49310276	-	○	●	
	350	15	AS	*	*	72 NBR 902	BAU7SLX2	49310328	-	○	●	
	350	18	C	0,05	7.252	72 NBR 902	B2 FG	34939	-	○	●	
	360	18	C	0,05	7.252	72 NBR 902	B2 FG	23738	-	○	●	
	360	20	B	0,05	7.252	72 NBR 902	B1	17866	-	○	●	
	360	20	C	0,05	7.252	72 NBR 902	B2	2530	-	○	●	
	360	20	AS	0,05	7.252	72 NBR 902	BAU7SLX7	49076264	-	○	●	
	360	20	A	0,05	7.252	72 NBR 902	BAU7X7	49076265	-	○	●	
	360	20	AS	0,05	7.252	75 FKM 585	BAUM7SLX7	520699	-	●	●	
	360	20	A	0,05	7.252	75 FKM 585	BAUM7X7	49082309	-	○	●	
	325	365	16	C	0,05	7.252	72 NBR 902	B2 FG	23760	-	○	●
330	370	18	C	0,05	7.252	72 NBR 902	B2 FG	23739	-	○	●	
335	375	18	A	0,05	7.252	72 NBR 902	BA	9608	-	○	●	
340	372	16	C	0,05	7.252	72 NBR 902	B2 FG	23754	-	○	●	
	380	18	C	0,05	7.252	72 NBR 902	B2 FG	23740	-	○	●	
	380	20	B	0,05	7.252	72 NBR 902	B1	31645	-	○	●	
	380	20	C	0,05	7.252	72 NBR 902	B2	2531	-	○	●	
	380	20	AS	0,05	7.252	72 NBR 902	BAU7SLX7	49074371	-	○	●	
	380	20	A	0,05	7.252	72 NBR 902	BAU7X7	49075542	-	○	●	
	380	20	AS	0,05	7.252	75 FKM 585	BAUM7SLX7	523042	-	○	●	

d <sub>1</sub> [mm]	d <sub>2</sub> [mm]	b [mm]	DIN Norm	[MPa]	Pressure [psi]	Material	Design	Part No.	PU <sup>1)</sup>	US	EU
340	380	20	A	0,05	7.252	75 FKM 585	BAUM7X7	522482	-	○	○
350	380	16	B	0,05	7.252	72 NBR 902	B1	20447	-	○	●
	390	18	C	0,05	7.252	72 NBR 902	B2 FG	23741	-	○	●
360	392	20	C	0,05	7.252	72 NBR 902	B2 FG	25510	-	○	●
	400	18	C	0,05	7.252	72 NBR 902	B2	23711	-	○	●
	400	20	B	0,05	7.252	72 NBR 902	B1	2533	-	○	●
	400	20	C	0,05	7.252	72 NBR 902	B2	31739	-	○	●
	400	20	AS	0,05	7.252	75 FKM 595	BAU7SLX2	49060231	-	○	●
	400	20	AS	0,05	7.252	72 NBR 902	BAU7SLX2	49060531	-	○	●
	400	20	A	0,05	7.252	75 FKM 595	BAU7X2	49060230	-	○	●
	400	20	A	0,05	7.252	72 NBR 902	BAU7X2	49060530	-	○	●
365	405	18	C	0,05	7.252	72 NBR 902	B2 FG	23749	-	○	●
380	420	20	B	0,05	7.252	72 NBR 902	B1	31667	-	○	●
	420	20	C	0,05	7.252	72 NBR 902	B2	2535	-	○	●
	420	20	AS	0,05	7.252	75 FKM 585	BAU7SLX2	49344111	-	○	●
	420	20	AS	0,05	7.252	75 FKM 595	BAU7SLX2	49060233	-	○	●
	420	20	AS	0,05	7.252	72 NBR 902	BAU7SLX2	49060533	-	○	●
	420	20	A	0,05	7.252	75 FKM 595	BAU7X2	49060234	-	○	●
	420	20	A	0,05	7.252	72 NBR 902	BAU7X2	49060534	-	○	●
	430	19	C	0,05	7.252	72 NBR 902	B2 FG	25375	-	○	●
390	430	18	C	0,05	7.252	72 NBR 902	B2	3565	-	○	●
	430	18	AS	0,05	7.252	75 FKM 595	BAU7SLX2	49082658	-	○	●
	430	18	A	0,05	7.252	75 FKM 595	BAU7X2	49082661	-	○	●
	430	18	AS	0,05	7.252	72 NBR 902	BAU7SLX2	49082660	-	○	●
394	420	16	A	0,05	7.252	72 NBR 902	BA	49077574	-	○	●
	420	16	AS	0,05	7.252	72 NBR 902	BA SL	528215	-	○	●
395	430	18	C	0,05	7.252	72 NBR 902	B2 FG	23743	-	○	○
400	425	15	A	0,05	7.252	72 NBR 902	BA	355085	-	○	●
	440	20	B	0,05	7.252	72 NBR 902	B1	31653	-	○	●
	440	20	C	0,05	7.252	72 NBR 902	B2 FG	25377	-	○	●
	440	20	AS	0,05	7.252	75 FKM 595	BAU7SLX2	49060232	-	○	●
	440	20	AS	0,05	7.252	72 NBR 902	BAU7SLX2	49060532	-	○	●
	440	20	A	0,05	7.252	75 FKM 595	BAU7X2	49060229	-	○	●
	440	20	A	0,05	7.252	72 NBR 902	BAU7X2	49060529	-	○	●
	450	20	A	0,05	7.252	72 NBR 902	BAD	10569	-	○	●
420	460	20	B	0,05	7.252	72 NBR 902	B1	31668	-	○	●
	460	20	C	0,05	7.252	72 NBR 902	B2 FG	23759	-	○	●
	460	20	A	0,05	7.252	72 NBR 902	BAU9	49077416	-	○	○
	460	20	A	0,05	7.252	75 FKM 585	BAU9	49082426	-	○	○
440	470	20	C	0,05	7.252	72 NBR 902	B2	23748	-	○	●
	480	20	B	0,05	7.252	72 NBR 902	B1	2536	-	○	●
	480	20	C	0,05	7.252	72 NBR 902	B2	31751	-	○	●
	480	20	AS	0,05	7.252	75 FKM 595	BAU7SLX2	49060236	-	○	●
	480	20	AS	0,05	7.252	72 NBR 902	BAU7SLX2	49060536	-	○	●
	480	20	A	0,05	7.252	75 FKM 595	BAU7X2	49060235	-	○	●
	480	20	A	0,05	7.252	72 NBR 902	BAU7X2	49060535	-	○	●
448	480	15	A	0,05	7.252	75 FKM 585	BA	451881	-	○	○
460	500	20	B	0,05	7.252	72 NBR 902	B1	31700	-	○	●
	500	20	C	0,05	7.252	72 NBR 902	B2	2539	-	○	●
	500	20	AS	0,05	7.252	72 NBR 902	BAU8SLX2	49081850	-	○	●

d <sub>1</sub> [mm]	d <sub>2</sub> [mm]	b [mm]	DIN Norm	[MPa]	Pressure [psi]	Material	Design	Part No.	PU <sup>1)</sup>	US	EU
460	500	20	A	0,05	7.252	75 FKM 595	BAU8X2	49081849	-	○	●
	500	20	A	0,05	7.252	72 NBR 902	BAU8X2	49081851	-	○	●
467	510	20	C	0,05	7.252	72 NBR 902	B2	23753	-	○	●
480	520	20	B	0,05	7.252	72 NBR 902	B1	31702	-	○	●
	520	20	C	0,05	7.252	72 NBR 902	B2	19783	-	○	●
	520	20	A	0,05	7.252	75 FKM 595	BA	49076266	-	○	○
	520	20	A	0,05	7.252	75 FKM 595	BAU10	49008731	-	○	○
	520	20	A	0,05	7.252	72 NBR 902	BAU10	49328329	-	○	●
490	530	20	AS	0,05	7.252	75 FKM 595	BAU8SLX2	49305681	-	○	●
	530	20	AS	0,05	7.252	72 NBR 902	BAU8SLX2	49305699	-	○	●
	530	20	A	0,05	7.252	72 NBR 902	BAU8X2	49305700	-	○	○
	530	20	A	0,05	7.252	75 FKM 595	BAU8X2	49305605	-	○	○
500	540	20	B	0,05	7.252	72 NBR 902	B1	31704	-	○	●
	540	20	C	0,05	7.252	72 NBR 902	B2	2544	-	○	●
	540	20	AS	0,05	7.252	75 FKM 585	BAU8SLX2	49344113	-	○	●
	540	20	AS	0,05	7.252	75 FKM 595	BAU8SLX2	49074409	-	○	●
	540	20	AS	0,05	7.252	72 NBR 902	BAU8SLX2	49074432	-	○	●
	540	20	A	0,05	7.252	75 FKM 595	BAU8X2	49074411	-	○	●
	540	20	A	0,05	7.252	72 NBR 902	BAU8X2	49074433	-	○	●
	550	20	A	0,05	7.252	72 NBR 902	BA U10	49312149	-	○	●
530	580	20	C	0,05	7.252	72 NBR 902	B2 FG	105909	-	○	●
	580	20	A	0,05	7.252	75 FKM 585	BAU10	49013753	-	○	●
560	610	20	A	0,05	7.252	75 FKM 595	BA U10	425242	-	○	●
	610	20	A	0,05	7.252	72 NBR 902	BAU10	49302702	-	○	●
	610	20	AS	0,05	7.252	75 FKM 585	BAUSLX2	49082427	-	○	○
600	640	20	A	0,05	7.252	72 NBR 902	BA	307130	-	○	●
	640	20	A	0,05	7.252	75 FKM 585	BAU11X2	49081846	-	○	●
640	680	20	C	0,05	7.252	72 NBR 902	B2U11	387666	-	○	●
650	690	20	C	0,05	7.252	72 NBR 902	B2 FG	88794	-	○	●
670	710	20	C	0,05	7.252	72 NBR 902	B2	150313	-	○	●
730	780	25	AS	0,05	7.252	72 NBR 902	BAU9SLX2	49311104	-	○	○
	780	25	AS	0,05	7.252	75 FKM 595	BAU9SLX2	49322002	-	○	○
	780	25	A	0,05	7.252	72 NBR 902	BAU9X2	49322003	-	○	○
	780	25	A	0,05	7.252	75 FKM 595	BAU9X2	49322004	-	○	○
760	800	20	A	0,05	7.252	75 FKM 585	BAU11 X2	49082428	-	○	○
799	860	25	C	0,05	7.252	72 NBR 902	B2 FG	125558	-	○	○
810	850	20	A	0,05	7.252	72 NBR 902	BAU11X2	49081847	-	○	○
	850	20	A	0,05	7.252	75 FKM 585	BAU11X2	49082429	-	○	○
930	990	25	C	0,05	7.252	72 NBR 902	B2 FG	306488	-	○	○

# SIMMERRING OIL SEALS | BAGUE D'ÉTANCHÉITÉ POUR ARBRES TOURNANTS SIMMERRING RETÉN SIMMERRING | RETENTOR SIMMERRING



If you can't find your seal – your solution on page 13  
Si vous ne trouvez pas votre joint – vous trouverez votre solution à la page 13  
Si no puede encontrar la junta que busca – Su solución en la página 13  
Se você não consegue encontrar sua vedação – poderá encontrar a sua solução na página 13

1) IP = industry pack | paquet industrie | paquete de la industria | pacote indústria  
SP = small pack | petit paquet | pequeño paquete | pequeno pacote

● on stock | sur stock | en Stock | há stock  
○ on request | á la demande | a solicitude | a pedido

see diagram | voir le schéma | véase el diagrama | veja o diagrama:  
\* → page | page | página | página 22, Fig. 2

d <sub>1</sub> [inch]	d <sub>2</sub> [inch]	b [inch]	DIN Norm	[MPa] Pressure [psi]	Material	Design	Part No.	PU <sup>1)</sup>	US	EU
0.562	1.124	0.25	AS	0.05	7.252	72 NBR 902	BAU1SLX27	49332936 49340710	IP ● SP ○	● ●
	1.124	0.25	AS	0.05	7.252	75 FKM 585	BAUM1SLX7	49332935 49340677	IP ● SP ○	● ●
0.75	1.25	0.25	AS	*	*	72 NBR 902	BAB1SLO.5	49325742 40412149	IP ● SP ○	● ●
	1.25	0.25	A	0.05	7.252	72 NBR 902	BAU1X27	49332060 49339640	IP ● SP ○	● ●
	1.25	0.25	A	0.05	7.252	75 FKM 585	BAUM1X7	49332008 49347311	IP ○ SP ○	● ●
	1.499	0.375	C	0.05	7.252	72 NBR 902	B 2	22874 40411746	IP ○ SP ○	● ●
0.875	1.25	0.25	AS	0.05	7.252	72 NBR 902	BAU1SLX27	49327006 49340702	IP ● SP ○	● ●
	1.25	0.25	AS	0.05	7.252	75 FKM 585	BAUM1SLX7	49326996 49340669	IP ● SP ○	● ●
0.965	1.752	0.256	AS	0.05	7.252	75 FKM 585	BAUM2SLX7	49333854 49340678	IP ● SP ○	● ●
1	1.499	0.25	AS	*	*	72 NBR 902	BAB2SLO.5	49325697 49333170	IP ● SP ○	● ●
	1.499	0.266	BS	0.02	2.901	72 NBR 902	B1FUD2SL	366325	– ○ ○	○ ○
	1.5	0.25	AS	0.05	7.252	72 NBR 902	BAU2SLX27	49317517 49325062	IP ● SP ○	● ●
	1.5	0.25	AS	0.05	7.252	75 FKM 585	BAUM2SLX7	49317518 49325028	IP ● SP ○	● ●
	1.625	0.25	AS	0.05	7.252	72 NBR 902	BAU2SLX27	49318108 49325082	IP ● SP ○	● ●
	1.625	0.25	AS	0.05	7.252	75 FKM 585	BAUM2SLX7	49318106 49324880	IP ● SP ○	● ●
	1.752	0.25	AS	0.05	7.252	72 NBR 902	BAU2SLX27	49325452 49340679	IP ● SP ○	● ●

d <sub>1</sub> [inch]	d <sub>2</sub> [inch]	b [inch]	DIN Norm	[MPa]	Pressure [psi]	Material	Design	Part No.	PU <sup>1)</sup>	US	EU
1	1.752	0.25	AS	0.05	7.252	75 FKM 585	BAUM2SLX7	49325451 49340617	IP SP	● ○	● ●
	1.875	0.25	AS	0.05	7.252	72 NBR 902	BAU2SLX27	49325454 49340680	IP SP	● ○	● ●
	1.875	0.25	AS	0.05	7.252	75 FKM 585	BAUM2SLX7	49325453 49340618	IP SP	● ○	● ●
	2	0.25	AS	0.05	7.252	72 NBR 902	BAU2SLX27	49317512 49325061	IP SP	● ○	● ●
	2	0.25	AS	0.05	7.252	75 FKM 585	BAUM2SLX7	49317515 49325027	IP SP	● ○	● ●
1.125	1.625	0.25	AS	0.05	7.252	72 NBR 902	BAU3SLX27	49317533 49325070	IP SP	● ○	● ●
	1.625	0.25	AS	0.05	7.252	75 FKM 585	BAUM2SLX7	49317534 49325045	IP SP	● ○	● ●
	1.752	0.25	AS	0.05	7.252	72 NBR 902	BAU2SLX27	49325456 49340681	IP SP	● ○	● ●
	1.752	0.25	AS	0.05	7.252	75 FKM 585	BAUM2SLX7	49325455 49340619	IP SP	● ○	● ●
	1.875	0.25	AS	0.05	7.252	72 NBR 902	BAU2SLX27	49317519 49325063	IP SP	● ○	● ●
	1.875	0.25	AS	0.05	7.252	75 FKM 585	BAUM2SLX7	49317520 49324836	IP SP	● ○	● ●
	2	0.25	AS	0.05	7.252	72 NBR 902	BAU2SLX27	49325519 49340682	IP SP	● ○	● ●
	2	0.25	AS	0.05	7.252	75 FKM 585	BAUM2SLX7	49325516 49340650	IP SP	● ○	● ●
	2	0.256	AS	0.05	7.252	72 NBR 902	BAU2SLX27	49317523 49325064	IP SP	● ○	● ●
	2	0.256	AS	0.05	7.252	75 FKM 585	BAUM2SLX7	49317524 49325040	IP SP	● ○	● ●
1.188	2	0.25	AS	0.05	7.252	72 NBR 902	BAU2SLX27	49318117 49325085	IP SP	● ○	● ●
	2	0.25	AS	0.05	7.252	75 FKM 585	BAUM2SLX7	49318116 49325056	IP SP	● ○	● ●
1.25	1.75	0.25	AS	0.05	7.252	72 NBR 902	BAU2SLX27	49318094 49325077	IP SP	● ○	● ●
	1.75	0.25	AS	0.05	7.252	75 FKM 585	BAUM2SLX7	49318093 49325050	IP SP	● ○	● ●
	1.752	0.25	AS	*	*	72 NBR 902	BAB SLO 5	81721 40412108	IP SP	○ ○	● ●
	1.875	0.25	AS	0.05	7.252	72 NBR 902	BAU2SLX27	49325550 49340683	IP SP	● ○	● ●
	1.875	0.25	AS	0.05	7.252	75 FKM 585	BAUM2SLX7	49325517 49340651	IP SP	● ○	● ●
	2	0.25	AS	0.05	7.252	72 NBR 902	BAU2SLX27	49317521 49325065	IP SP	● ○	● ●
	2	0.25	AS	0.05	7.252	75 FKM 585	BAUM2SLX7	49317522 49325029	IP SP	● ○	● ●
	2.125	0.25	AS	0.05	7.252	72 NBR 902	BAU2SLX27	49325551 49340684	IP SP	● ○	● ●
	2.125	0.25	AS	0.05	7.252	75 FKM 585	BAUM2SLX7	49325518 49340652	IP SP	● ○	● ●
	2.25	0.25	AS	0.05	7.252	72 NBR 902	BAU2SLX27	49325750 49340685	IP SP	● ○	● ●
	2.25	0.25	AS	0.05	7.252	75 FKM 585	BAUM2SLX7	49325748 49340653	IP SP	● ○	● ●
	2.375	0.313	AS	0.05	7.252	72 NBR 902	BAU2SLX27	49325752 49340686	IP SP	● ○	● ●
	2.375	0.313	AS	0.05	7.252	75 FKM 585	BAUM2SLX7	49325751 49340654	IP SP	● ○	● ●
	2.502	0.313	AS	0.05	7.252	72 NBR 902	BAU2SLX27	49326625 49340687	IP SP	● ○	● ●

d <sub>1</sub> [inch]	d <sub>2</sub> [inch]	b [inch]	DIN Norm	[MPa]	Pressure [psi]	Material	Design	Part No.	PU <sup>1)</sup>	US	EU
1.25	2.502	0.313	AS	0.05	7.252	75 FKM 585	BAUM2SLX7	49326624 49340655	IP SP	● ○	● ●
1.375	1.875	0.25	AS	0.05	7.252	72 NBR 902	BAU2SLX27	49318075 49325073	IP SP	● ○	● ●
	1.875	0.25	AS	0.05	7.252	75 FKM 585	BAUM2SLX7	49318074 49324838	IP SP	● ○	● ●
	2	0.313	AS	0.05	7.252	72 NBR 902	BAU2SLX27	49317537 49325071	IP SP	● ○	● ●
	2	0.313	AS	0.05	7.252	75 FKM 585	BAUM2SLX7	49317538 49324837	IP SP	● ○	● ●
	2.125	0.313	AS	0.05	7.252	72 NBR 902	BAU2SLX27	49318077 49325074	IP SP	● ○	● ●
	2.125	0.313	AS	0.05	7.252	75 FKM 585	BAUM2SLX7	49318076 49325047	IP SP	● ○	● ●
	2.25	0.25	AS	0.05	7.252	72 NBR 902	BAU2SLX27	49326630 49340688	IP SP	● ○	● ●
	2.25	0.25	AS	0.05	7.252	75 FKM 585	BAUM2SLX7	49326626 49340656	IP SP	● ○	● ●
	2.375	0.313	AS	0.05	7.252	72 NBR 902	BAU2SLX27	49318119 49325086	IP SP	● ○	● ●
	2.375	0.313	AS	0.05	7.252	75 FKM 585	BAUM2SLX7	49318118 49325057	IP SP	● ○	● ●
1.438	2.125	0.25	A	0.05	7.252	72 NBR 902	BAU2SLX27	49329959 49340709	IP SP	● ○	● ●
	2.125	0.25	AS	0.05	7.252	75 FKM 585	BAUM2SLX7	49329958 49340676	IP SP	● ○	● ●
	2.25	0.313	AS	0.05	7.252	72 NBR 902	BAU2SLX27	49317525 49325066	IP SP	● ○	● ●
1.442	2.25	0.313	AS	0.05	7.252	75 FKM 585	BAUM2SLX7	49317526 49325041	IP SP	● ○	● ●
1.5	2	0.313	AS	0.05	7.252	72 NBR 902	BAU2SLX27	49318096 49325078	IP SP	● ○	● ●
	2	0.313	AS	0.05	7.252	75 FKM 585	BAUM2SLX7	49318095 49325051	IP SP	● ○	● ●
	2.125	0.313	AS	0.05	7.252	72 NBR 902	BAU2SLX27	49318079 49325075	IP SP	● ○	● ●
	2.125	0.313	AS	0.05	7.252	75 FKM 585	BAUM2SLX7	49318078 49325048	IP SP	● ○	● ●
	2.25	0.313	AS	*	*	72 NBR 902	BAB SLO 5	64843 40412104	IP SP	○ ○	● ●
	2.25	0.313	AS	*	*	75 FKM 595	BABSLO 5	454335	-	○	○
	2.25	0.313	AS	0.05	7.252	72 NBR 902	BAU2SLX27	49317529 49325068	IP SP	● ○	● ●
	2.25	0.313	AS	0.05	7.252	75 FKM 585	BAUM2SLX7	49317530 49325043	IP SP	● ○	● ●
	2.25	0.375	B	0.05	7.252	72 NBR 902	B1 U3	19476 40411518	IP SP	○ ○	● ●
	2.375	0.25	AS	0.05	7.252	72 NBR 902	BAU2SLX27	49326631 49340689	IP SP	● ○	● ●
	2.375	0.25	AS	0.05	7.252	75 FKM 585	BAUM2SLX7	49326627 49340657	IP SP	● ○	● ●
	2.502	0.25	AS	0.05	7.252	72 NBR 902	BAU2SLX27	49326633 49340690	IP SP	● ○	● ●
	2.502	0.25	AS	0.05	7.252	75 FKM 585	BAUM2SLX7	49326628 49340658	IP SP	● ○	● ●
1.563	2.047	0.313	AS	0.05	7.252	72 NBR 902	BAU2SLX27	49329951 49340705	IP SP	● ○	● ●
	2.047	0.313	AS	0.05	7.252	75 FKM 585	BAUM2SLX7	49329950 49340672	IP SP	● ○	● ●
	2.502	0.25	AS	0.05	7.252	72 NBR 902	BAU2SLX27	49329953 49340706	IP SP	● ○	● ●
	2.502	0.25	AS	0.05	7.252	75 FKM 585	BAUM2SLX7	49329952 49340673	IP SP	● ○	● ●

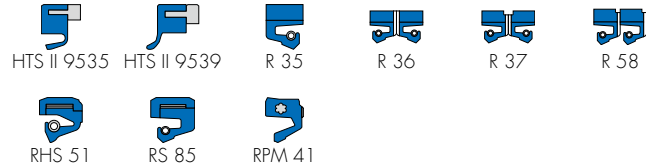
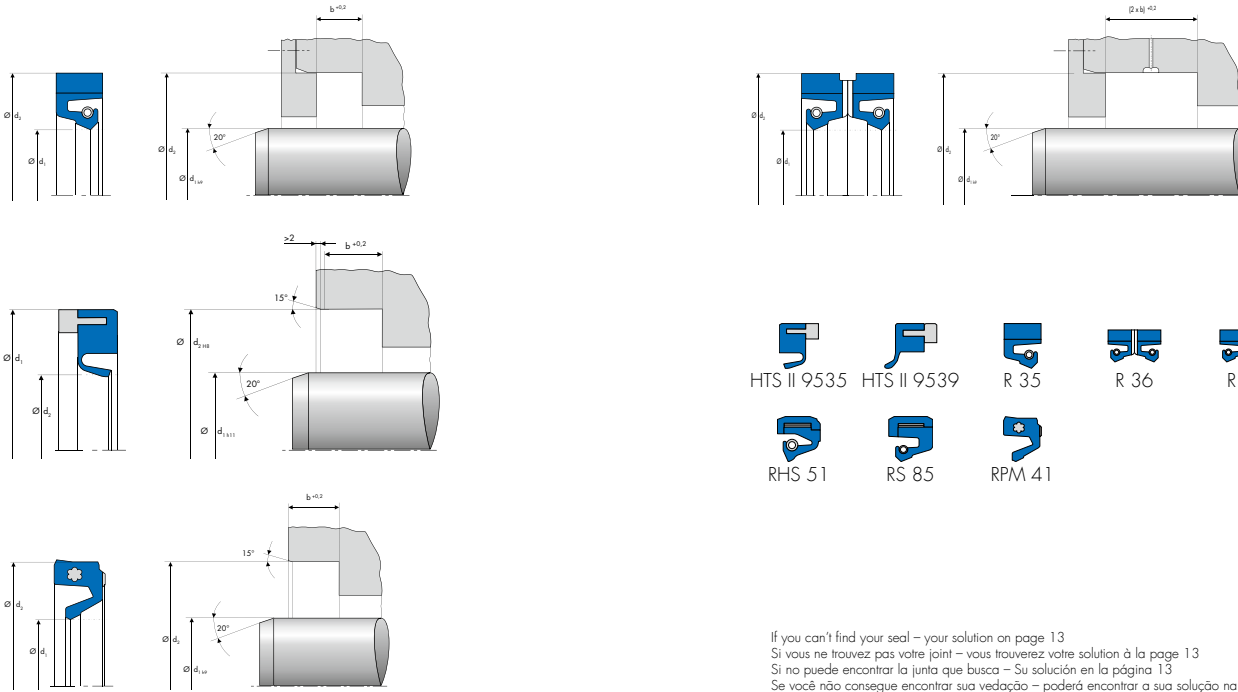


d <sub>1</sub> [inch]	d <sub>2</sub> [inch]	b [inch]	DIN Norm	[MPa] Pressure [psi]	Material	Design	Part No.	PU <sup>1)</sup>	US	EU	
1.563	2.623	0.313	AS	0.05	7.252	72 NBR 902	BAU2SLX2	49329955 49340707	IP SP	● ○	● ●
	2.623	0.313	AS	0.05	7.252	75 FKM 585	BAUM2SLX7	49329954 49340674	IP SP	● ○	● ●
	2.875	0.313	AS	0.05	7.252	72 NBR 902	BAU2SLX27	49329957 49340708	IP SP	● ○	● ●
	2.875	0.313	AS	0.05	7.252	75 FKM 585	BAUM2SLX7	49329956 49340675	IP SP	● ○	● ●
1.625	2.125	0.313	AS	0.05	7.252	72 NBR 902	BAU2SLX27	49317540 49325072	IP SP	● ○	● ●
	2.125	0.313	AS	0.05	7.252	75 FKM 585	BAUM2SLX7	49317541 49325046	IP SP	● ○	● ●
	2.25	0.25	AS	0.05	7.252	72 NBR 902	BAU2SLX27	49326634 49340691	IP SP	● ○	● ●
	2.25	0.25	AS	0.05	7.252	75 FKM 585	BAUM2SLX7	49326629 49340659	IP SP	● ○	● ●
	2.375	0.313	AS	0.05	7.252	72 NBR 902	BAU3SLX27	49318121 49325087	IP SP	● ○	● ●
	2.375	0.313	AS	0.05	7.252	75 FKM 585	BAUM3SLX7	49318120 49324881	IP SP	● ○	● ●
	2.5	0.313	AS	0.05	7.252	72 NBR 902	BAU3SLX27	49317531 49325069	IP SP	● ○	● ●
	2.5	0.313	AS	0.05	7.252	75 FKM 585	BAUM3SLX7	49317532 49325044	IP SP	● ○	● ●
	2.625	0.313	AS	0.05	7.252	72 NBR 902	BAU3SLX27	49326997 49340692	IP SP	● ○	● ●
	2.625	0.313	AS	0.05	7.252	75 FKM 585	BAUM3SLX7	49326967 49340660	IP SP	● ○	● ●
1.688	2.328	0.5	B	-	-	72 NBR 902	B1FOF	399289 49332143	IP SP	○ ○	● ●
	2.5	0.313	AS	0.05	7.252	72 NBR 902	BAU3SLX27	49318723 49325089	IP SP	● ○	● ●
	2.5	0.313	AS	0.05	7.252	75 FKM 585	BAUM3SLX7	49318722 49325059	IP SP	● ○	● ●
1.693	2.5	0.375	B	0.05	7.252	72 NBR 902	B1 U4	19500 40411525	IP SP	○ ○	● ●
1.75	2.25	0.313	AS	0.05	7.252	72 NBR 902	BAU2SLX27	49318102 49325080	IP SP	● ○	● ●
	2.25	0.313	AS	0.05	7.252	75 FKM 585	BAUM3SLX7	49318101 49324839	IP SP	● ○	● ●
	2.375	0.313	AS	0.05	7.252	72 NBR 902	BAU3SLX27	49326998 49340693	IP SP	● ○	● ●
	2.375	0.313	AS	0.05	7.252	75 FKM 585	BAUM3SLX7	49326968 49340661	IP SP	● ○	● ●
	2.437	0.313	AS	0.05	7.252	72 NBR 902	BAU3SLX7	49329946 49340703	IP SP	● ○	● ●
	2.437	0.313	AS	0.05	7.252	75 FKM 585	BAUM3SLX7	49329945 49340670	IP SP	● ○	● ●
	2.502	0.313	B	0.05	7.252	72 NBR 902	B1 U4	3520 40411067	IP SP	○ ○	● ●
	2.502	0.313	AS	0.05	7.252	72 NBR 902	BAU3SLX7	49326999 49340694	IP SP	● ○	● ●
	2.502	0.313	AS	0.05	7.252	75 FKM 585	BAUM3SLX7	49326969 49340662	IP SP	● ○	● ●
	2.625	0.313	AS	0.05	7.252	72 NBR 902	BAU3SLX27	49317527 49325067	IP SP	● ○	● ●
	2.625	0.313	AS	0.05	7.252	75 FKM 585	BAUM3SLX7	49317528 49325042	IP SP	● ○	● ●
	2.75	0.313	AS	0.05	7.252	72 NBR 902	BAU3SLX27	49327000 49340695	IP SP	● ○	● ●
	2.75	0.313	AS	0.05	7.252	75 FKM 585	BAUM3SLX7	49326990 49340663	IP SP	● ○	● ●

d <sub>1</sub> [inch]	d <sub>2</sub> [inch]	b [inch]	DIN Norm	[MPa]	Pressure [psi]	Material	Design	Part No.	PU <sup>1)</sup>	US	EU	
1.781	2.625	0.313	AS	0.05	7.252	72 NBR 902	BAU3SLX27	49318724 49325090	IP SP	● ○	● ●	
	2.625	0.313	AS	0.05	7.252	75 FKM 585	BAUM3SLX7	49318725 49325060	IP SP	● ○	● ●	
1.875	2.5	0.313	AS	0.05	7.252	72 NBR 902	BAU3SLX27	49318092 49325076	IP SP	● ○	● ●	
	2.5	0.313	AS	0.05	7.252	75 FKM 585	BAUM3SLX7	49318090 49325049	IP SP	● ○	● ●	
	2.625	0.313	AS	0.05	7.252	72 NBR 902	BAU3SLX27	49318123 49325088	IP SP	● ○	● ●	
	2.625	0.313	AS	0.05	7.252	75 FKM 585	BAUM3SLX7	49318122 49325058	IP SP	● ○	● ●	
	2.75	0.313	AS	0.05	7.252	72 NBR 902	BAU3SLX27	49327001 49340696	IP SP	● ○	● ●	
	2.75	0.313	AS	0.05	7.252	75 FKM 585	BAUM3SLX7	49326991 49340664	IP SP	● ○	● ●	
	2.875	0.313	AS	0.05	7.252	72 NBR 902	BAU3SLX7	49327002 49340697	IP SP	● ○	● ●	
	2.875	0.313	AS	0.05	7.252	75 FKM 585	BAUM3SLX7	49326992 49340665	IP SP	● ○	● ●	
	3	0.25	AS	0.05	7.252	72 NBR 902	BAU2SLX27	49327003 49340699	IP SP	● ○	● ●	
	3	0.25	AS	0.05	7.252	75 FKM 585	BAUM2SLX7	49326993 49340666	IP SP	● ○	● ●	
	3.125	0.313	AS	0.05	7.252	72 NBR 902	BAU3SLX27	49327004 49340700	IP SP	● ○	● ●	
	3.125	0.313	AS	0.05	7.252	75 FKM 585	BAUM3SLX7	49326994 49340667	IP SP	● ○	● ●	
	1.938	2.623	0.313	AS	0.05	7.252	72 NBR 902	BAU3SLX27	49329949 49340704	IP SP	● ○	● ●
		2.623	0.313	AS	0.05	7.252	75 FKM 585	BAUM3SLX7	49329948 49340671	IP SP	● ○	● ●
2	2.625	0.313	AS	0.05	7.252	72 NBR 902	BAU3SLX27	49318111 49325083	IP SP	● ○	● ●	
	2.625	0.313	AS	0.05	7.252	75 FKM 585	BAUM3SLX7	49318110 49325054	IP SP	● ○	● ●	
	2.75	0.313	AS	0.05	7.252	72 NBR 902	BAU3SLX27	49318104 49325081	IP SP	● ○	● ●	
	2.75	0.313	AS	0.05	7.252	75 FKM 585	BAUM3SLX7	49318103 49325053	IP SP	● ○	● ●	
	2.875	0.313	AS	0.05	7.252	72 NBR 902	BAU3SLX27	49318113 49325084	IP SP	● ○	● ●	
	2.875	0.313	AS	0.05	7.252	75 FKM 585	BAUM3SLX7	49318112 49325055	IP SP	● ○	● ●	
	3	0.313	AS	0.05	7.252	72 NBR 902	BAU3SLX27	49318100 49325079	IP SP	● ○	● ●	
	3	0.313	AS	0.05	7.252	75 FKM 585	BAUM3SLX7	49318097 49325052	IP SP	● ○	● ●	
	3	0.375	B	0.05	7.252	72 NBR 902	B1 FG	19855 40411575	IP SP	○ ○	● ●	
	3.125	0.375	AS	0.05	7.252	72 NBR 902	BAU3SLX7	49327005 49340701	IP SP	● ○	● ●	
2.125	3.125	0.375	AS	0.05	7.252	75 FKM 585	BAUM3SLX7	49326995 49340668	IP SP	● ○	● ●	
	2.875	0.252	B	0.05	7.252	72 NBR 902	B1	18428 40411477	IP SP	○ ○	● ●	
2.25	3	0.492	C	0.05	7.252	72 NBR 902	B2 U4	23112 49332226	IP SP	○ ○	● ●	
	3	0.512	C	0.05	7.252	72 NBR 902	B 2	20608 40411667	IP SP	○ ○	● ●	
2.5	3.251	0.375	B	0.05	7.252	72 NBR 902	B1 U4	19874	–	○	○	
	3.251	0.375	C	0.05	7.252	72 NBR 902	B2 U4	23156 40411846	IP SP	○ ○	● ●	

d <sub>1</sub> [inch]	d <sub>2</sub> [inch]	b [inch]	DIN Norm	[MPa]	Pressure [psi]	Material	Design	Part No.	PU <sup>1)</sup>	US	EU
3	4.003	0.469	C	0.05	7.252	72 NBR 902	B2 U5	23213 40411870	IP SP	○ ○	● ●
3.25	4.5	0.512	C	0.05	7.252	72 NBR 902	B2 U5	20656	–	○	○
3.313	4.5	0.469	CS	0.02	2.901	72 NBR 902	B2FUD4SLX2	338367 49332255	IP SP	○ ○	● ●

# MERKEL RADIAMATIC



If you can't find your seal – your solution on page 13  
Si vous ne trouvez pas votre joint – vous trouverez votre solution à la page 13  
Si no puede encontrar la junta que busca – Su solución en la página 13  
Se você não consegue encontrar sua vedação – poderá encontrar a sua solução na página 13

1) IP = industry pack | paquet industrie | paquete de la industria | pacote indústria  
SP = small pack | petit paquet | pequeño paquete | pequeno pacote  
● on stock | sur stock | en Stock | há stock  
○ on request | á la demande | a solicitud | a pedido

see diagram | voir le schéma | véase el diagrama | veja o diagrama:  
\* → page | page | página | página 22, Fig. 2

d <sub>1</sub> [mm]	d <sub>2</sub> [mm]	b [mm]	[MPa]	Pressure [psi]	Material	Design	Part No.	PU <sup>1)</sup>	US	EU
10	22	7	0,60	87.022	PTFE K212	HTS II-9535	24339323	-	○	●
12	22	7	0,60	87.022	PTFE K212	HTS II-9535	24339324	-	○	●
	28	7	0,60	87.022	PTFE K212	HTS II-9535	24339325	-	○	●
15	30	7	0,60	87.022	PTFE K212	HTS II-9535	24339326	-	○	●
	35	7	0,60	87.022	PTFE K212	HTS II-9535	24339327	-	○	●
17	35	7	0,60	87.022	PTFE K212	HTS II-9535	24339328	-	○	●
18	30	7	0,60	87.022	PTFE K212	HTS II-9535	24339329	-	○	●
20	30	7	0,60	87.022	PTFE K212	HTS II-9535	24339330	-	○	●
	32	7	0,60	87.022	PTFE K212	HTS II-9535	24339331	-	○	●
	35	7	0,60	87.022	PTFE K212	HTS II-9535	24339332	-	○	●
	40	7	0,60	87.022	PTFE K212	HTS II-9535	24339333	-	○	○
22	40	7	0,60	87.022	PTFE K212	HTS II-9535	24339334	-	○	●
	40	7	0,60	87.022	PTFE Y002	HTS II-9539	49046478	-	○	○
25	40	7	0,60	87.022	PTFE K212	HTS II-9535	24339335	-	○	●
	40	7	0,60	87.022	PTFE Y002	HTS II-9539	49046479	-	○	●
	42	7	0,60	87.022	PTFE K212	HTS II-9535	24339336	-	○	●
28	40	7	0,60	87.022	PTFE K212	HTS II-9535	24339337	-	○	○
	47	7	0,60	87.022	PTFE K212	HTS II-9535	24339338	-	○	●
30	40	7	0,60	87.022	PTFE K212	HTS II-9535	24339339	-	○	●
	40	7	0,60	87.022	PTFE Y002	HTS II-9539	49046480	-	○	●
	42	7	0,60	87.022	PTFE K212	HTS II-9535	24339340	-	○	●
	47	7	0,60	87.022	PTFE K212	HTS II-9535	24339341	-	○	●
	52	7	0,60	87.022	PTFE K212	HTS II-9535	24339342	-	○	○
32	47	7	0,60	87.022	PTFE K212	HTS II-9535	24339343	-	○	●
35	47	7	0,60	87.022	PTFE K212	HTS II-9535	24339344	-	○	●
	47	7	0,60	87.022	PTFE Y002	HTS II-9539	49046481	-	○	●

d <sub>1</sub> [mm]	d <sub>2</sub> [mm]	b [mm]	[MPa]	Pressure [psi]	Material	Design	Part No.	PU <sup>1)</sup>	US	EU
40	52	7	0,60	87.022	PTFE K212	HTS II-9535	24339345	-	○	●
	52	7	0,60	87.022	PTFE Y002	HTS II-9539	49046482	-	○	●
42	62	8	0,60	87.022	PTFE K212	HTS II-9535	24339346	-	○	○
45	62	8	0,60	87.022	PTFE K212	HTS II-9535	24339347	-	○	●
	62	8	0,60	87.022	PTFE Y002	HTS II-9539	49046483	-	○	●
	65	8	0,60	87.022	PTFE K212	HTS II-9535	24339348	-	○	●
50	68	8	0,60	87.022	PTFE K212	HTS II-9535	24339349	-	○	●
	68	8	0,60	87.022	PTFE Y002	HTS II-9539	49046484	-	○	○
	72	8	0,60	87.022	PTFE K212	HTS II-9535	24339350	-	○	●
55	70	8	0,60	87.022	PTFE K212	HTS II-9535	24339351	-	○	●
	70	8	0,60	87.022	PTFE Y002	HTS II-9539	49046485	-	○	●
	80	8	0,60	87.022	PTFE K212	HTS II-9535	24339352	-	○	●
60	75	8	0,60	87.022	PTFE K212	HTS II-9535	24339353	-	○	●
	80	8	0,60	87.022	PTFE K212	HTS II-9535	24339354	-	○	●
	80	8	0,60	87.022	PTFE Y002	HTS II-9539	49046486	-	○	●
	85	8	0,60	87.022	PTFE K212	HTS II-9535	24339355	-	○	●
65	85	10	0,60	87.022	PTFE K212	HTS II-9535	24339356	-	○	●
	85	10	0,60	87.022	PTFE Y002	HTS II-9539	49046487	-	○	○
	90	10	0,60	87.022	PTFE K212	HTS II-9535	24339357	-	○	○
70	90	10	0,60	87.022	PTFE K212	HTS II-9535	24339358	-	○	●
	90	10	0,60	87.022	PTFE Y002	HTS II-9539	49046488	-	○	●
	100	10	0,60	87.022	PTFE K212	HTS II-9535	24339359	-	○	●
75	95	10	0,60	87.022	PTFE K212	HTS II-9535	24339360	-	○	●
	100	10	0,60	87.022	PTFE K212	HTS II-9535	24339361	-	○	●
80	100	10	0,60	87.022	PTFE K212	HTS II-9535	24339362	-	○	●
	100	10	0,60	87.022	PTFE Y002	HTS II-9539	49046489	-	○	○
	110	10	0,60	87.022	PTFE K212	HTS II-9535	24339363	-	○	○
85	100	12	0,60	87.022	PTFE K212	HTS II-9535	24339364	-	○	●
90	120	12	0,60	87.022	PTFE K212	HTS II-9535	24339365	-	○	●
95	120	12	0,60	87.022	PTFE K212	HTS II-9535	24339366	-	○	○
100	120	12	0,60	87.022	PTFE K212	HTS II-9535	24339367	-	○	●
	125	10	0,05	7.252	80 NBR B241	R 35	24019355	-	○	○
	125	12,50	0,05	7.252	80 NBR B241	R 35	24019354	-	○	○
	130	12	0,60	87.022	PTFE K212	HTS II-9535	24339368	-	○	●
	130	16	0,05	7.252	80 NBR B241	R 35	24084477	-	○	○
	132	12,50	0,05	7.252	80 NBR B241	R 35	24019356	-	○	○
	140	16	0,05	7.252	80 NBR B241	R 35	24199219	-	○	○
101,60	133,30	11,90	0,05	7.252	80 NBR B241	R 37	24019488	-	○	○
105	145	16	0,05	7.252	80 NBR B241	R 35	24091749	-	○	○
110	130	12	0,60	87.022	PTFE K212	HTS II-9535	24339369	-	○	●
	135	10	0,05	7.252	80 NBR B241	R 35	24019358	-	○	○
	135	12,50	0,05	7.252	80 NBR B241	R 35	24019357	-	○	○
	140	13	0,05	7.252	80 NBR B241	R 35	24019359	-	○	○
	140	13	0,05	7.252	80 FKM K670	R 35	24294262	-	○	○
	140	16	0,05	7.252	80 NBR B241	R 35	24084489	-	○	○
	140	16	0,05	7.252	80 NBR B241	R 35	24375934	-	○	○
	150	16	0,05	7.252	80 NBR B241	R 35	24029888	-	○	○
120	150	16	0,05	7.252	80 NBR B241	R 35	24084491	-	○	○
	160	16	0,05	7.252	80 NBR B241	R 35	24019360	-	○	○
125	150	12	0,60	87.022	PTFE K212	HTS II-9535	24339370	-	○	●

d <sub>1</sub> [mm]	d <sub>2</sub> [mm]	b [mm]	[MPa] Pressure [psi]	Material	Design	Part No.	PU <sup>1)</sup>	US	EU	
125	155	12	0,05	7.252	80 NBR B241	R 35	24019361	-	○	○
	155	12	0,05	7.252	80 FKM K670	R 35	24197677	-	○	○
	165	15,80	0,05	7.252	80 NBR B241	R 35	24127755	-	○	○
127	158,80	12,30	0,05	7.252	80 NBR B241	R 37	24084424	-	○	○
	158,80	12,50	0,05	7.252	80 FKM K670	R 37	24316571	-	○	○
130	160	15	0,05	7.252	80 NBR B241	R 35	24019362	-	○	○
	170	16	0,05	7.252	80 NBR B241	R 35	24019363	-	○	○
132,50	172,50	16	0,05	7.252	80 NBR B241	R 37	24102306	-	○	○
133	165	12,50	0,05	7.252	80 NBR B241	R 37	24029891	-	○	○
140	170	16	0,05	7.252	80 NBR B241	R 35	24111679	-	○	○
	170	16,60	0,05	7.252	80 NBR 245565	R 35	49312550	-	○	○
	180	16	0,05	7.252	80 NBR B241	R 35	24019364	-	○	○
146	177,80	15,90	0,05	7.252	80 NBR B241	R 35	24019365	-	○	○
150	180	12,70	0,05	7.252	80 NBR B241	R 35	24099375	-	○	○
	180	13	0,05	7.252	80 FKM K670	R 35	24296764	-	○	○
	180	16	0,05	7.252	80 NBR B241	R 35	24084493	-	○	○
	190	16	0,05	7.252	80 NBR B241	R 35	24019366	-	○	○
	190	16,50	0,05	7.252	80 NBR B241	R 35	24380312	-	○	○
160	185	10	0,05	7.252	80 NBR B241	RS 85	24108842	-	○	○
	190	14,30	0,05	7.252	80 NBR B241	R 37	24233697	-	○	○
	190	16	0,05	7.252	80 NBR B241	R 35	24111683	-	○	○
	200	16	0,05	7.252	80 NBR B241	R 35	24019367	-	○	○
	200	16,60	0,05	7.252	80 NBR 245565	R 35	49312551	-	○	○
170	200	13	0,05	7.252	80 NBR B241	R 37	24039649	-	○	○
	200	16	0,05	7.252	80 NBR B241	R 35	24119486	-	○	○
	200	16	0,05	7.252	80 FKM K670	R 35	24235848	-	○	○
	200	16,60	0,05	7.252	80 NBR 245565	R 35	49312552	-	○	○
	210	16	0,05	7.252	80 NBR B241	R 35	24019368	-	○	○
	210	16	0,05	7.252	80 FKM K670	R 35	24224263	-	○	○
	210	16,60	0,05	7.252	80 NBR 245565	R 35	49312553	-	○	○
	210	18	0,05	7.252	80 NBR B241	R 37	24128280	-	○	○
175	205	14,50	0,05	7.252	80 NBR B241	R 37	24242046	-	○	○
177,80	215,90	15,90	0,05	7.252	80 NBR B241	R 35	24099675	-	○	○
180	210	14	0,05	7.252	80 NBR B241	R 37	24051648	-	○	○
	215	18	0,05	7.252	80 NBR B241	R 35	24111687	-	○	○
	215	18	0,05	7.252	80 FKM K670	R 35	24301711	-	○	○
	220	16	0,05	7.252	80 NBR B241	R 35	24080078	-	○	○
	220	16,60	0,05	7.252	80 NBR 245565	R 35	49312554	-	○	○
184,20	215,90	16	0,05	7.252	80 NBR B241	R 35	24089569	-	○	○
185	225	16	0,05	7.252	80 NBR B241	R 35	24019369	-	○	○
	225	16	0,05	7.252	80 FKM K670	R 37	24264958	-	○	○
190	225	18	0,05	7.252	80 NBR B241	R 35	24084495	-	○	○
	230	16	0,05	7.252	80 NBR B241	R 35	24093226	-	○	○
	230	16,60	0,05	7.252	80 NBR 245565	R 35	49312555	-	○	○
	234	20	0,05	7.252	80 FKM K670	R 35	24343975	-	○	○
190,50	215,90	15,90	0,05	7.252	80 FKM K670	R 35	24193482	-	○	○
195	225	14,50	0,05	7.252	80 NBR B241	R 37	24242055	-	○	○
	235	16	0,05	7.252	80 NBR B241	R 35	24019370	-	○	○
200	230	14	0,05	7.252	80 NBR B241	R 37	24051248	-	○	○
	230	14	0,05	7.252	80 FKM K670	R 37	24292790	-	○	○

d <sub>1</sub> [mm]	d <sub>2</sub> [mm]	b [mm]	[MPa] Pressure [psi]	Material	Design	Part No.	PU <sup>1)</sup>	US	EU
200	230	14,60	0,05	7.252	80 NBR 245565	R 37	49312605	-	○ ○
	235	18	0,05	7.252	80 NBR B241	R 35	24111691	-	○ ○
	238,10	18	0,02	2.901	80 FKM K670	RHS 51	24370388	-	○ ○
	240	16	0,05	7.252	80 NBR B241	R 35	24019371	-	○ ○
	240	16	0,05	7.252	80 FKM K670	R 35	24332515	-	○ ○
	240	16	0,05	7.252	80 NBR B241	R 36	24292849	-	○ ○
	240	16,60	0,05	7.252	80 NBR 245565	R 35	49312556	-	○ ○
	240	16,60	0,05	7.252	80 NBR 245565	R 37	49312606	-	○ ○
203,20	241,30	16,50	0,02	2.901	80 NBR B241	RHS 51	49312448	-	○ ○
	241,30	16,50	0,02	2.901	75 HNBR U467	RHS 51	49317323	-	○ ○
205	245	16	0,05	7.252	80 NBR B241	R 35	24075437	-	○ ○
210	245	18	0,05	7.252	80 NBR B241	R 35	24111695	-	○ ○
	245	18,60	0,05	7.252	80 NBR 245565	R 35	49312557	-	○ ○
	250	16	0,05	7.252	80 NBR B241	R 35	24056190	-	○ ○
	250	16,50	0,05	7.252	75 HNBR U467	R 35	49323944	-	○ ○
	250	16,60	0,05	7.252	80 NBR 245565	R 35	49312560	-	○ ○
212	244	16,30	0,05	7.252	75 HNBR U467	RS 85	49059060	-	○ ○
220	255	18	0,05	7.252	80 NBR B241	R 35	24109573	-	○ ○
	255	18	0,02	2.901	75 HNBR U467	RHS 51	49004113	-	○ ○
	260	16	0,05	7.252	80 NBR B241	R 35	24019373	-	○ ○
	260	16	0,05	7.252	80 NBR B241	R 37	24035849	-	○ ○
	260	16	0,05	7.252	80 FKM K670	R 35	24180731	-	○ ○
	260	16	0,05	7.252	80 NBR B241	R 36	24145056	-	○ ○
	260	16,60	0,05	7.252	80 NBR 245565	R 35	49312561	-	○ ○
225	265	16	0,05	7.252	80 NBR B241	R 35	24076590	-	○ ●
229	267	18	0,02	2.901	75 HNBR U467	RHS 51	49035621	-	○ ○
	267	19,60	0,05	7.252	80 NBR B241	R 35	49338413	-	○ ○
230	260	15,70	0,05	7.252	80 NBR B241	R 35	24107871	-	○ ○
	260	16	0,05	7.252	80 NBR B241	R 37	24234870	-	○ ○
	270	16	0,05	7.252	80 NBR B241	R 35	24019374	-	○ ○
	270	16	0,05	7.252	80 NBR B241	R 37	24181867	-	○ ○
	270	16	0,05	7.252	80 FKM K670	R 35	24260047	-	○ ○
	270	16,60	0,05	7.252	80 NBR 245565	R 35	49312562	-	○ ○
	280	20	0,05	7.252	80 NBR B241	R 35	24019375	-	○ ○
	280	22,50	0,05	7.252	80 NBR B241	R 37	24019490	-	○ ○
234,95	273,05	18	0,02	2.901	80 FKM K670	RHS 51	24374994	-	○ ○
235	265	15	0,05	7.252	80 NBR B241	R 35	24082534	-	○ ○
	265	15	0,05	7.252	80 NBR B241	R 37	24339504	-	○ ○
	275	16	0,05	7.252	80 NBR B241	R 35	24055526	-	○ ○
240	275	18	0,05	7.252	80 NBR B241	R 35	24084497	-	○ ○
	280	16	0,05	7.252	80 NBR B241	R 35	24019376	-	○ ○
	280	16,60	0,05	7.252	80 NBR 245565	R 35	49312563	-	○ ○
	290	25	0,05	7.252	80 FKM K670	R 35	24343976	-	○ ○
245	285	16	0,05	7.252	80 NBR B241	R 35	24019377	-	○ ○
	285	16	0,05	7.252	80 NBR B241	R 37	24352034	-	○ ○
250	280	16	0,05	7.252	80 NBR B241	R 37	24051548	-	○ ○
	290	16	0,05	7.252	80 NBR B241	R 35	24019378	-	○ ○
	290	16	0,05	7.252	80 NBR B241	R 37	24035749	-	○ ○
	290	16,60	0,05	7.252	80 NBR 245565	R 35	49312564	-	○ ○
	294	20	0,05	7.252	80 NBR B241	R 35	24019379	-	○ ○

d <sub>1</sub> [mm]	d <sub>2</sub> [mm]	b [mm]	[MPa] Pressure [psi]	Material	Design	Part No.	PU <sup>1)</sup>	US	EU
254	292,10	16,60	0,05 7.252	80 NBR 245565	R 37	49312607	-	○	○
255	290	16,50	0,05 7.252	80 NBR B241	R 37	24030423	-	○	○
260	290	16	0,05 7.252	80 NBR B241	R 35	24019380	-	○	○
	290	16	0,05 7.252	80 NBR B241	R 36	24019466	-	○	○
	290	16,60	0,05 7.252	75 HNBR U467	R 35	49306790	-	○	○
	290	16,60	0,05 7.252	80 NBR 245565	R 35	49312565	-	○	○
	300	14	0,05 7.252	80 NBR B241	R 37	24051348	-	○	○
	300	18	0,05 7.252	80 NBR B241	R 35	24111702	-	○	○
	300	18,30	0,05 7.252	75 HNBR U467	R 35	49332852	-	○	○
	304	20	0,05 7.252	80 NBR B241	R 35	24029887	-	○	●
	304	20,60	0,05 7.252	80 NBR 245565	R 35	49312566	-	○	○
	305	16,30	0,05 7.252	80 NBR B241	R 35	24224497	-	○	○
270	300	18,60	0,05 7.252	80 NBR 245565	R 37	49312611	-	○	○
	310	18	0,05 7.252	80 NBR B241	R 37	24030228	-	○	○
	310	20	0,05 7.252	80 NBR B241	R 35	24084499	-	○	○
	310	20,50	0,05 7.252	75 HNBR U467	R 35	49332851	-	○	○
	314	20	0,05 7.252	80 NBR B241	R 35	24019381	-	○	○
	314	20,30	0,05 7.252	80 FKM K670	R 35	24306057	-	○	○
	314	20,60	0,05 7.252	80 NBR 245565	R 35	49312567	-	○	○
272	304	15,80	0,05 7.252	80 NBR B241	R 35	24107874	-	○	○
273,10	317,50	19,10	0,05 7.252	80 FKM K670	R 35	24088545	-	○	○
275	315	18	0,05 7.252	80 NBR B241	R 37	24142291	-	○	○
	319,50	19	0,05 7.252	80 NBR B241	R 36	24120742	-	○	○
280	320	16	0,05 7.252	80 NBR B241	R 35	24030348	-	○	○
	320	16	0,05 7.252	80 FKM K670	R 35	24330886	-	○	○
	320	16	0,05 7.252	80 NBR B241	R 36	24119507	-	○	○
	320	16,60	0,05 7.252	80 NBR 245565	R 35	49312568	-	○	○
	320	18	0,05 7.252	80 NBR B241	R 35	24084515	-	○	○
	320	18,60	0,05 7.252	80 NBR 245565	R 35	49312569	-	○	○
	320	20	0,05 7.252	80 NBR B241	R 35	24084500	-	○	○
	320	20,60	0,05 7.252	75 HNBR U467	R 35	49040260	-	○	○
	320	20,60	0,05 7.252	80 NBR 245565	R 35	49312570	-	○	○
	324	20	0,05 7.252	80 NBR B241	R 35	24019383	-	○	○
	324	20	0,05 7.252	80 FKM K670	R 35	24343977	-	○	○
	324	20,60	0,05 7.252	80 NBR 245565	R 35	49312571	-	○	○
	285	329	20,50	0,05 7.252	80 NBR B241	R 35	24023844	-	○
329		20,60	0,05 7.252	80 NBR 245565	R 35	49312572	-	○	○
290	330	20	0,05 7.252	80 NBR B241	R 35	24111392	-	○	○
	334	20	0,05 7.252	80 NBR B241	R 37	24052348	-	○	○
	334	20,60	0,05 7.252	80 FKM K670	R 37	49061901	-	○	○
	334	20,60	0,05 7.252	80 NBR 245565	R 37	49312615	-	○	○
292,10	330,20	16,50	0,02 2.901	80 NBR B241	RHS 51	49312426	-	○	○
	330,20	19,40	0,05 7.252	80 NBR B241	R 37	24180004	-	○	○
295	339	20	0,05 7.252	80 NBR B241	R 35	24030425	-	○	○
296	332	20	0,02 2.901	75 HNBR U467	RHS 51	49022686	-	○	○
298	342	20,60	0,05 7.252	80 NBR B241	R 35	49068206	-	○	○
298,45	336,55	16,50	0,02 2.901	80 NBR B241	RHS 51	49312439	-	○	○
298,50	336,50	22	0,05 7.252	80 NBR B241	R 35	24183955	-	○	○
300	340	16	0,05 7.252	80 NBR B241	R 35	24019386	-	○	○
	340	16	0,05 7.252	80 NBR B241	R 37	24230747	-	○	○



d <sub>1</sub> [mm]	d <sub>2</sub> [mm]	b [mm]	[MPa] Pressure [psi]	Material	Design	Part No.	PU <sup>1)</sup>	US	EU
300	340	16,20	0,05	7.252	75 HNBR U467	R 37	49331840	-	○ ○
	340	16,60	0,05	7.252	80 NBR 245565	R 37	49312617	-	○ ○
	340	20	0,05	7.252	80 NBR B241	R 35	24019385	-	○ ○
	340	20	0,05	7.252	80 FKM K670	R 35	24172753	-	○ ○
	344	20	0,05	7.252	80 NBR B241	R 35	24019387	-	○ ○
	344	20	0,05	7.252	80 NBR B241	R 37	24055100	-	○ ●
	344	20,60	0,05	7.252	80 NBR 245565	R 35	49312573	-	○ ○
	344	20,60	0,05	7.252	80 NBR 245565	R 37	49312618	-	○ ○
	344	20,60	0,05	7.252	75 HNBR U467	R 35	49327528	-	○ ○
304	348	20,50	0,05	7.252	80 NBR B241	R 35	24019388	-	○ ○
305	345	20,30	0,05	7.252	80 NBR B241	RS 85	49067077	-	○ ○
	355	22,50	0,05	7.252	80 NBR B241	R 35	24019389	-	○ ○
	355	22,80	0,05	7.252	75 HNBR U467	R 35	49038722	-	○ ○
310	354	20	0,05	7.252	80 NBR B241	R 35	24019390	-	○ ○
	354	20,60	0,05	7.252	80 NBR 245565	R 35	49312574	-	○ ○
311	345	18	0,05	7.252	80 NBR B241	R 35	24019391	-	○ ○
315	343	14	0,05	7.252	80 NBR B241	R 35	24019392	-	○ ○
	355	16	0,05	7.252	80 NBR B241	R 35	24019395	-	○ ○
317,50	355,60	15,90	0,05	7.252	80 NBR B241	R 35	24019396	-	○ ○
320	350	15	0,05	7.252	80 NBR B241	R 35	24056225	-	○ ○
	355	16	0,05	7.252	80 NBR B241	R 36	24019468	-	○ ○
	355	16,60	0,05	7.252	80 NBR 245565	R 37	49312620	-	○ ○
	360	17,70	0,05	7.252	80 NBR B241	R 37	24141749	-	○ ○
	360	18	0,05	7.252	80 NBR B241	R 35	24019397	-	○ ○
	360	18,30	0,05	7.252	80 NBR 245565	R 37	49312623	-	○ ○
	360	20	0,05	7.252	80 NBR B241	R 35	24111395	-	○ ○
	360	20,60	0,05	7.252	80 NBR 245565	R 35	49312575	-	○ ○
	364	20	0,05	7.252	80 NBR B241	R 35	24019398	-	○ ○
	364	20	0,05	7.252	80 NBR B241	R 37	24237636	-	○ ○
	364	20,60	0,05	7.252	80 NBR 245565	R 35	49312577	-	○ ○
	364	20,60	0,05	7.252	80 NBR 245565	R 37	49312624	-	○ ○
325	369	20	0,05	7.252	80 NBR B241	R 35	24019399	-	○ ○
	375	22,50	0,05	7.252	80 NBR B241	R 37	24019493	-	○ ○
330	370	20	0,05	7.252	80 NBR B241	RS 85	49313444	-	○ ○
	374	20	0,05	7.252	80 NBR B241	R 35	24019401	-	○ ○
	374	20	0,05	7.252	80 NBR B241	R 37	24143075	-	○ ○
	374	20	0,05	7.252	80 NBR B241	R 36	24088367	-	○ ○
	374	20,60	0,05	7.252	80 NBR 245565	R 35	49312578	-	○ ○
330,20	368,30	22,20	0,05	7.252	80 NBR B241	R 37	24170623	-	○ ○
335	375	15	0,05	7.252	80 NBR B241	R 36	24060450	-	○ ○
340	372	20	0,05	7.252	80 NBR B241	R 35	24224500	-	○ ○
	380	16,20	0,05	7.252	80 NBR B241	RS 85	24360431	-	○ ○
	380	20	0,05	7.252	80 NBR B241	R 35	24084501	-	○ ○
	380	20,60	0,05	7.252	80 NBR 245565	R 35	49312579	-	○ ○
	384	20	0,05	7.252	80 NBR B241	R 35	24019402	-	○ ○
	384	20,30	0,05	7.252	80 FKM K670	R 35	24376049	-	○ ○
	384	20,60	0,05	7.252	80 NBR 245565	R 35	49312580	-	○ ○
345	389	20	0,05	7.252	80 NBR B241	R 37	24143071	-	○ ○
	389	20	0,05	7.252	80 NBR B241	R 58	24330193	-	○ ○
350	380	20	0,05	7.252	80 NBR B241	R 35	24093956	-	○ ○

d <sub>1</sub> [mm]	d <sub>2</sub> [mm]	b [mm]	[MPa] Pressure [psi]	Material	Design	Part No.	PU <sup>1)</sup>	US	EU
350	390	20	0,05	7.252	80 NBR B241	R 35	24109577	-	○ ○
	394	20	0,05	7.252	80 NBR B241	R 35	24019403	-	○ ○
	394	20	0,05	7.252	80 NBR B241	R 37	24264183	-	○ ○
	394	20	0,05	7.252	80 FKM K670	R 37	24292794	-	○ ○
	394	20	0,05	7.252	80 NBR B241	R 36	24099447	-	○ ○
	394	20,60	0,05	7.252	80 NBR 245565	R 35	49312581	-	○ ○
355	399	20	0,05	7.252	80 NBR B241	R 35	24107203	-	○ ○
360	400	20	0,05	7.252	80 NBR B241	R 35	24119489	-	○ ○
	400	20,60	0,05	7.252	80 NBR 245565	R 35	49312582	-	○ ○
	400	20,60	0,05	7.252	75 HNBR U467	R 35	49318826	-	○ ○
	404	20	0,05	7.252	80 NBR B241	R 35	24019407	-	○ ○
	404	20	0,05	7.252	80 NBR B241	R 37	24090860	-	○ ○
	404	20	0,05	7.252	80 NBR B241	R 58	24349035	-	○ ●
	404	20,50	0,05	7.252	75 HNBR U467	R 37	49327061	-	○ ○
	404	20,60	0,05	7.252	80 NBR 245565	R 35	49312583	-	○ ○
362	406	18,40	0,02	2.901	80 FKM K670	RHS 51	49307479	-	○ ○
	406	19,50	0,05	7.252	80 NBR B241	R 35	24019408	-	○ ○
	406	19,50	0,05	7.252	80 FKM K670	R 35	24230599	-	○ ○
365	405	20,30	0,05	7.252	80 NBR B241	RS 85	49015098	-	○ ○
370	410	16,20	0,05	7.252	80 NBR B241	RS 85	533229	-	○ ○
	414	20	0,05	7.252	80 NBR B241	R 35	24019409	-	○ ○
	414	20	0,05	7.252	80 NBR B241	R 37	24183874	-	○ ○
	414	20	0,05	7.252	80 FKM K670	R 37	24302799	-	○ ○
	414	20,60	0,05	7.252	80 NBR 245565	R 37	49312625	-	○ ○
	420	20	0,05	7.252	80 NBR B241	R 35	24019410	-	○ ○
374,60	419,10	21,80	0,05	7.252	80 NBR B241	R 35	24019411	-	○ ○
380	420	20	0,05	7.252	80 NBR B241	R 35	24197026	-	○ ○
	420	20	0,05	7.252	80 NBR B241	RS 85	49320887	-	○ ○
	420	20,60	0,05	7.252	80 NBR 245565	R 35	49312587	-	○ ○
	424	20	0,05	7.252	80 NBR B241	R 35	24019413	-	○ ●
	424	20	0,05	7.252	80 NBR B241	R 37	24143083	-	○ ○
	424	20	0,05	7.252	80 NBR B241	R 36	24019469	-	○ ○
385	425	18,30	0,05	7.252	80 NBR B241	R 37	24306581	-	○ ○
	429	20	0,05	7.252	80 NBR B241	R 35	24083793	-	○ ○
	435	22	0,05	7.252	80 NBR B241	R 35	24076585	-	○ ○
	435	22	0,05	7.252	80 NBR B241	R 35	526464	-	○ ○
387	431	22	0,05	7.252	80 NBR B241	R 37	24019494	-	○ ○
390	434	20	0,05	7.252	80 NBR B241	R 35	24019416	-	○ ○
394	426	16,60	0,05	7.252	80 NBR B241	R 35	49068130	-	○ ○
395	432	19	0,05	7.252	80 NBR B241	R 35	24097899	-	○ ○
	439	20	0,05	7.252	80 NBR B241	R 35	24019417	-	○ ○
	439	22	0,05	7.252	80 NBR B241	R 37	24030420	-	○ ○
	439	22,60	0,05	7.252	80 FKM K670	R 37	24372623	-	○ ○
400	440	20,30	0,05	7.252	80 NBR B241	R 35	24136765	-	○ ○
	440	20,30	0,05	7.252	80 NBR B241	RS 85	24379247	-	○ ○
	440	20,90	0,05	7.252	80 NBR 245565	R 35	49312588	-	○ ○
	440	21,90	0,05	7.252	80 NBR B241	R 36	24136768	-	○ ○
	444	20	0,05	7.252	80 NBR B241	R 35	24056607	-	○ ○
	444	20	0,05	7.252	80 NBR B241	R 37	24090862	-	○ ○
	444	20	0,05	7.252	80 NBR B241	R 58	24349036	-	○ ○

d <sub>1</sub> [mm]	d <sub>2</sub> [mm]	b [mm]	[MPa] Pressure [psi]	Material	Design	Part No.	PU <sup>1)</sup>	US	EU
400	444	20,50	0,05	7.252	80 NBR B241	R 35	24380530	-	○ ○
	444	20,50	0,05	7.252	75 HNBR U467	R 37	49327080	-	○ ○
	450	20	0,05	7.252	80 NBR B241	R 35	24019418	-	○ ○
	450	22	0,05	7.252	80 NBR B241	R 37	24085941	-	○ ○
	450	22	0,05	7.252	80 NBR B241	R 36	24054744	-	○ ○
	450	22,60	0,05	7.252	80 NBR 245565	R 35	49312589	-	○ ○
400,10	438,20	19,10	0,05	7.252	80 NBR B241	R 36	24019470	-	○ ○
406,40	457,20	20,50	0,05	7.252	80 NBR B241	R 35	24069922	-	○ ○
	457,20	20,60	0,05	7.252	80 NBR B241	R 35	24019419	-	○ ○
	457,20	21,10	0,05	7.252	80 NBR 245565	R 35	49312590	-	○ ○
	457,20	23	0,05	7.252	80 NBR B241	R 35	24019420	-	○ ○
410	450	20,30	0,05	7.252	80 NBR B241	RS 85	49017365	-	○ ○
	454	20	0,05	7.252	80 NBR B241	R 35	24078041	-	○ ○
	460	22	0,05	7.252	80 NBR B241	R 35	24029878	-	○ ○
413	445	16,30	0,05	7.252	80 NBR B241	RS 85	533230	-	○ ○
415	465	22	0,05	7.252	80 NBR B241	R 35	24019422	-	○ ○
	465	22,60	0,05	7.252	80 NBR 245565	R 35	49341330	-	○ ○
416	466	21,50	0,05	7.252	80 NBR B241	R 35	24019423	-	○ ○
420	460	20	0,05	7.252	80 NBR B241	R 35	24074999	-	○ ○
	460	20	0,05	7.252	80 NBR B241	RS 85	49321287	-	○ ○
	464	20	0,05	7.252	80 NBR B241	R 35	24027234	-	○ ○
	470	22	0,05	7.252	80 NBR B241	R 35	24019424	-	○ ○
	470	22,60	0,05	7.252	80 NBR B241	R 37	24019496	-	○ ○
	470	22,60	0,05	7.252	75 HNBR U467	R 35	49072342	-	○ ○
	470	22,60	0,05	7.252	80 NBR 245565	R 35	49312591	-	○ ○
	470	22,60	0,05	7.252	80 NBR 245565	R 37	49312626	-	○ ○
	470	25,60	0,05	7.252	80 FKM K670	R 37	49068447	-	○ ○
430	480	22	0,05	7.252	80 NBR B241	R 35	24019425	-	○ ○
	480	22	0,05	7.252	80 NBR B241	R 37	24019497	-	○ ○
	480	22	0,05	7.252	80 FKM K670	R 35	24335749	-	○ ○
	480	22	0,05	7.252	80 NBR B241	R 58	24349033	-	○ ●
	480	22	0,05	7.252	80 NBR B241	R 36	24019471	-	○ ○
	480	22,60	0,05	7.252	75 HNBR U467	R 35	49335965	-	○ ○
432	470	21,50	0,05	7.252	80 NBR B241	R 35	24096514	-	○ ○
435	485	22	0,05	7.252	80 NBR B241	R 35	24019427	-	○ ○
	485	22	0,05	7.252	80 NBR B241	R 37	24080564	-	○ ○
	485	22	0,05	7.252	80 NBR B241	R 58	24313903	-	○ ○
440	480	20	0,05	7.252	80 NBR B241	R 58	24351547	-	○ ○
	480	26	0,05	7.252	80 NBR B241	R 35	24019428	-	○ ○
	490	22	0,05	7.252	80 NBR B241	R 35	24019429	-	○ ○
	490	22,60	0,05	7.252	80 NBR 245565	R 35	49337327	-	○ ○
	490	28	0,05	7.252	80 NBR B241	R 37	24080542	-	○ ○
	490	28	0,05	7.252	80 NBR B241	R 58	24330194	-	○ ○
445	485	18	0,05	7.252	80 NBR B241	R 35	24019430	-	○ ○
	485	18	0,05	7.252	80 NBR B241	R 37	24316607	-	○ ○
	495	22	0,05	7.252	80 NBR B241	R 36	24019472	-	○ ○
446	486	16	0,05	7.252	80 NBR B241	R 37	24055680	-	○ ○
450	500	22	0,05	7.252	80 NBR B241	R 35	24019431	-	○ ○
	500	22,60	0,05	7.252	80 NBR 245565	R 35	49312592	-	○ ○
	500	25	0,05	7.252	80 NBR B241	R 35	24084467	-	○ ○

d <sub>1</sub> [mm]	d <sub>2</sub> [mm]	b [mm]	[MPa] Pressure [psi]	Material	Design	Part No.	PU <sup>1)</sup>	US	EU
454	500	18	0,05	7.252	80 NBR B241	R 35	24030097	-	○ ○
	504,80	21	0,05	7.252	80 NBR B241	R 37	24023848	-	○ ○
	504,80	21,60	0,05	7.252	80 NBR 245565	R 37	49312628	-	○ ○
455	505	22	0,05	7.252	75 NBR B244	R 58	24346279	-	○ ○
	505	22	0,05	7.252	80 NBR B241	R 58	24378064	-	○ ○
	505	25	0,05	7.252	80 NBR B241	R 37	24019499	-	○ ○
	505	25,60	0,05	7.252	80 FKM K670	R 37	49069917	-	○ ○
460	500	20,30	0,05	7.252	80 NBR B241	RS 85	49067514	-	○ ○
	510	21,50	0,05	7.252	80 NBR B241	RS 85	532999	-	○ ○
	510	22	0,05	7.252	80 NBR B241	R 36	24019473	-	○ ○
	510	22,60	0,05	7.252	80 NBR B241	R 35	49309388	-	○ ○
467	510	25	0,05	7.252	80 NBR B241	R 35	24019432	-	○ ○
469,90	520,70	23	0,05	7.252	80 NBR B241	R 35	24019433	-	○ ○
	520,70	23,60	0,05	7.252	75 HNBR U467	R 35	49323567	-	○ ○
470	510	20,30	0,05	7.252	80 NBR B241	RS 85	49017516	-	○ ○
	520	22	0,05	7.252	80 NBR B241	R 37	24030349	-	○ ○
	520	22	0,05	7.252	80 NBR B241	R 36	24019474	-	○ ○
	522	21	0,02	2.901	80 NBR B241	RHS 51	49306574	-	○ ○
480	520	20,30	0,05	7.252	80 NBR B241	RS 85	49008853	-	○ ○
	524	20	0,05	7.252	80 NBR B241	R 35	24027235	-	○ ○
	530	22	0,05	7.252	80 NBR B241	R 35	24084513	-	○ ●
	530	22	0,05	7.252	80 FKM K670	R 35	24335750	-	○ ○
	530	22	0,05	7.252	80 NBR B241	R 37	24346715	-	○ ○
	530	22,60	0,05	7.252	75 HNBR U467	R 35	49035307	-	○ ○
	530	22,60	0,05	7.252	80 NBR 245565	R 35	49312593	-	○ ○
	530	25	0,05	7.252	80 NBR B241	R 37	24019500	-	○ ○
	530	25	0,05	7.252	80 NBR B241	R 58	24313904	-	○ ○
485	535	22	0,05	7.252	80 NBR B241	R 35	24019435	-	○ ○
	535	22	0,05	7.252	80 NBR B241	R 58	24313920	-	○ ○
493	543	26	0,05	7.252	80 NBR B241	R 35	24056443	-	○ ○
500	544	20	0,05	7.252	80 NBR B241	R 35	24073973	-	○ ○
	544	20,60	0,05	7.252	80 NBR 245565	R 35	49312595	-	○ ○
	545	20	0,05	7.252	80 NBR B241	R 37	24073136	-	○ ○
	550	22	0,05	7.252	80 NBR B241	R 35	24019436	-	○ ○
	550	22	0,05	7.252	80 NBR B241	R 37	24029886	-	○ ○
	550	22	0,05	7.252	80 NBR B241	R 58	24315279	-	○ ○
	550	22	0,05	7.252	80 FKM K670	R 37	24351569	-	○ ○
	550	22,60	0,05	7.252	80 NBR 245565	R 35	49312596	-	○ ○
510	554	19,50	0,05	7.252	80 NBR B241	R 35	24019437	-	○ ○
	560	22	0,05	7.252	80 NBR B241	R 35	24237637	-	○ ○
	560	22,30	0,05	7.252	75 HNBR U467	R 35	49323610	-	○ ○
515	555	20,30	0,05	7.252	80 NBR B241	RS 85	24374286	-	○ ○
	565	22	0,05	7.252	80 NBR B241	R 36	24019475	-	○ ○
520	570	22	0,05	7.252	80 NBR B241	R 35	24019438	-	○ ○
	570	22	0,05	7.252	80 FKM K670	R 35	24335752	-	○ ○
	570	22	0,05	7.252	80 FKM K670	R 35	24375846	-	○ ○
	570	22,60	0,05	7.252	75 HNBR U467	R 35	49031028	-	○ ○
	570	22,60	0,05	7.252	80 NBR 245565	R 35	49312597	-	○ ○
525	575	22	0,05	7.252	80 NBR B241	R 35	24023845	-	○ ○
	575	22	0,05	7.252	80 NBR B241	R 58	24313919	-	○ ○

d <sub>1</sub> [mm]	d <sub>2</sub> [mm]	b [mm]	[MPa]	Pressure [psi]	Material	Design	Part No.	PU <sup>1)</sup>	US	EU
530	580	22	0,05	7.252	80 NBR B241	R 35	24019439	-	○	○
	580	22	0,05	7.252	80 NBR B241	R 37	24079020	-	○	○
	580	22	0,05	7.252	80 NBR B241	R 58	24315505	-	○	○
	580	22	0,05	7.252	80 FKM K670	R 37	24330883	-	○	○
	580	22,60	0,05	7.252	80 NBR 245565	R 35	49312598	-	○	○
535	585	22	0,05	7.252	80 NBR B241	R 35	24056753	-	○	○
	585	22	0,05	7.252	80 NBR B241	R 37	24377408	-	○	○
540	585	18	0,05	7.252	80 NBR B241	R 35	24030244	-	○	○
	590	22	0,05	7.252	80 NBR B241	R 37	24027244	-	○	○
	590	22	0,05	7.252	80 NBR B241	R 35	24224493	-	○	○
	590	25	0,05	7.252	80 NBR B241	R 37	24019502	-	○	○
550	600	22	0,05	7.252	80 NBR B241	R 58	24315506	-	○	○
	600	23,50	0,05	7.252	80 NBR B241	R 35	24019440	-	○	○
558,80	602,80	22,30	0,05	7.252	80 NBR B241	RS 85	24374285	-	○	○
560	604	20	0,05	7.252	80 NBR B241	R 37	24019503	-	○	○
	604	20	0,05	7.252	80 NBR B241	R 58	24349034	-	○	○
	610	22	0,05	7.252	80 NBR B241	R 35	24019441	-	○	○
	610	22	0,05	7.252	80 FKM K670	R 37	24142097	-	○	○
	610	22	0,05	7.252	80 NBR B241	R 58	24315507	-	○	○
	610	22,60	0,05	7.252	80 NBR 245565	R 35	49312599	-	○	○
565	615	22	0,05	7.252	80 NBR B241	R 35	24083897	-	○	○
	615	22	0,05	7.252	80 NBR B241	R 37	24377407	-	○	○
	615	22,60	0,05	7.252	80 NBR 245565	R 35	49312600	-	○	○
570	620	22	0,05	7.252	80 NBR B241	R 35	24019442	-	○	○
	620	22	0,05	7.252	80 NBR B241	R 36	24054745	-	○	○
	620	22,60	0,05	7.252	75 HNBR U467	R 35	49033608	-	○	○
	620	22,60	0,05	7.252	80 NBR 245565	R 35	49312601	-	○	○
574	604	16,60	0,05	7.252	80 NBR B241	R 35	49305981	-	○	○
580	620	20,60	0,05	7.252	80 FKM K670	RS 85	49301679	-	○	○
	620	25,30	0,05	7.252	80 NBR B241	R 35	24193985	-	○	○
	630	22	0,05	7.252	80 NBR B241	R 35	24019443	-	○	○
	630	22	0,05	7.252	80 NBR B241	R 37	24241448	-	○	○
	630	22,60	0,05	7.252	80 NBR 245565	R 37	49312629	-	○	○
585	635	22	0,05	7.252	80 NBR B241	R 35	24074892	-	○	○
	635	22,50	0,05	7.252	75 HNBR U467	R 35	49036703	-	○	○
590	640	22	0,05	7.252	80 NBR B241	R 37	24029885	-	○	○
	640	22	0,05	7.252	80 NBR B241	R 35	24098918	-	○	○
592	642	22	0,05	7.252	80 NBR B241	R 36	24019476	-	○	○
596	652	29,50	0,05	7.252	80 NBR B241	R 37	24030419	-	○	○
600	650	22	0,05	7.252	80 NBR B241	R 35	24083894	-	○	○
	650	22	0,05	7.252	80 NBR B241	R 37	24092311	-	○	○
	650	22	0,05	7.252	80 NBR B241	R 35	24377650	-	○	○
	650	22,60	0,05	7.252	80 NBR 245565	R 37	49312630	-	○	○
	660	30	0,05	7.252	80 NBR B241	R 35	24209235	-	○	○
605	655	22,50	0,05	7.252	80 NBR B241	R 35	24057736	-	○	○
609,60	660,40	22	0,05	7.252	80 NBR B241	R 37	24183145	-	○	○
610	660	22	0,05	7.252	80 NBR B241	R 36	24077194	-	○	○
	674	25	0,05	7.252	80 NBR B241	R 35	24019445	-	○	○
615,95	666,75	21	0,02	2.901	80 FKM K670	RHS 51	49029307	-	○	○
616	666,80	22	0,05	7.252	80 NBR B241	R 37	24296689	-	○	○

d <sub>1</sub> [mm]	d <sub>2</sub> [mm]	b [mm]	[MPa] Pressure [psi]	Material	Design	Part No.	PU <sup>1)</sup>	US	EU
620	684	25	0,05	7.252	80 NBR B241	R 35	24019446	-	○ ○
	684	25	0,05	7.252	80 NBR B241	R 37	24173794	-	○ ○
	684	25	0,05	7.252	80 NBR B241	R 58	24315278	-	○ ○
625	655	20	0,05	7.252	80 NBR B241	R 35	24069422	-	○ ○
	689	25	0,05	7.252	80 NBR B241	R 36	24054746	-	○ ○
630	694	25,60	0,05	7.252	80 NBR 245565	R 37	49312631	-	○ ○
636	692	30,50	0,05	7.252	80 NBR B241	R 35	24019447	-	○ ○
	692	31,10	0,05	7.252	80 NBR 245565	R 35	49312602	-	○ ○
640	684	20	0,05	7.252	80 NBR B241	R 35	24019448	-	○ ○
	684	20	0,05	7.252	80 NBR B241	R 37	24019505	-	○ ○
	704	25	0,05	7.252	80 NBR B241	R 35	24079885	-	○ ○
650	700	22	0,05	7.252	80 NBR B241	R 36	24019477	-	○ ○
	714	25	0,05	7.252	80 NBR B241	R 37	24019506	-	○ ○
	714	25	0,05	7.252	80 NBR B241	R 36	24019478	-	○ ○
	714	25,50	0,05	7.252	75 HNBR U467	R 37	49036707	-	○ ○
	714	25,60	0,05	7.252	80 NBR 245565	R 37	49312632	-	○ ○
660	700	18	0,05	7.252	80 NBR B241	R 37	24147946	-	○ ○
	700	18,30	0,05	7.252	80 NBR B241	R 37	49041717	-	○ ○
	700	18,30	0,05	7.252	75 HNBR U467	R 37	49041718	-	○ ○
	704	20	0,05	7.252	80 NBR B241	R 35	24079888	-	○ ○
660,40	711,20	25,40	0,05	7.252	80 NBR B241	R 35	24019449	-	○ ○
663,55	714,35	21	0,02	2.901	80 FKM K670	RHS 51	49302486	-	○ ○
670	714	22	0,05	7.252	80 NBR B241	R 37	24019507	-	○ ○
	730	25,30	0,05	7.252	80 FKM K670	RS 85	49005404	-	○ ○
	734	25	0,05	7.252	80 NBR B241	R 35	24019450	-	○ ○
	734	25,30	0,05	7.252	80 NBR B241	R 37	24238536	-	○ ○
676	740	25	0,05	7.252	80 NBR B241	R 36	24019480	-	○ ○
680	730	20	0,05	7.252	80 NBR B241	R 35	24056485	-	○ ○
	730	20	0,05	7.252	80 FKM K670	R 35	24335413	-	○ ○
	730	22	0,05	7.252	80 NBR B241	R 37	24143002	-	○ ○
	730	22,60	0,05	7.252	80 FKM K670	R 37	49061972	-	○ ○
	730	22,60	0,05	7.252	80 NBR 245565	R 37	49312634	-	○ ○
685	737	22	0,05	7.252	80 NBR B241	R 35	24288861	-	○ ○
685,80	749,30	25	0,05	7.252	80 NBR B241	R 37	24179979	-	○ ○
690	740	22	0,05	7.252	80 NBR B241	R 35	24109964	-	○ ○
	754	25	0,05	7.252	80 NBR B241	R 35	24060652	-	○ ○
698,50	749,30	22,20	0,05	7.252	80 NBR B241	R 35	24019451	-	○ ○
	749,30	22,80	0,05	7.252	80 NBR 245565	R 35	49341415	-	○ ○
700	750	25	0,05	7.252	80 NBR B241	R 37	24144899	-	○ ○
	750	25,60	0,05	7.252	80 NBR 245565	R 37	49312635	-	○ ○
	764	25	0,05	7.252	80 NBR B241	R 35	24086435	-	○ ○
	764	25,60	0,05	7.252	80 NBR 245565	R 35	49312603	-	○ ○
710	760	20	0,05	7.252	80 NBR B241	R 35	24080021	-	○ ○
	760	20,50	0,05	7.252	75 HNBR U467	R 35	49330895	-	○ ○
	760	25	0,05	7.252	80 NBR B241	R 37	24030492	-	○ ○
	760	25	0,05	7.252	80 NBR B241	R 36	24019481	-	○ ○
	760	25,60	0,05	7.252	80 NBR 245565	R 37	49312636	-	○ ○
	770	30,40	0,05	7.252	80 NBR B241	R 35	24193124	-	○ ○
	774	25	0,05	7.252	80 NBR B241	R 37	24138786	-	○ ○
	774	25	0,05	7.252	80 NBR B241	R 36	24095916	-	○ ○

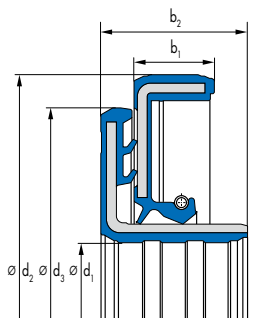
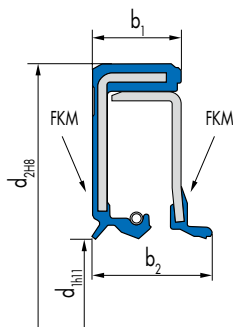
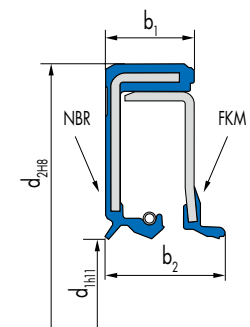
d <sub>1</sub> [mm]	d <sub>2</sub> [mm]	b [mm]	[MPa] Pressure [psi]	Material	Design	Part No.	PU <sup>1)</sup>	US	EU
710	774	25,60	0,05	7.252	80 NBR 245565	R 37	49312637	-	○ ○
720	780	25	0,05	7.252	80 NBR B241	R 37	24138770	-	○ ○
	780	25	0,05	7.252	80 FKM K670	R 37	24335751	-	○ ○
730	770	20	0,05	7.252	80 NBR B241	R 35	24214616	-	○ ○
	794	25	0,05	7.252	80 NBR B241	R 35	24019452	-	○ ○
735	799	25	0,05	7.252	80 NBR B241	R 35	24019453	-	○ ○
	799	25	0,05	7.252	80 FKM K670	R 37	24335411	-	○ ○
	799	25	0,05	7.252	80 NBR B241	R 36	24075431	-	○ ○
	799	25,60	0,05	7.252	80 NBR 245565	R 35	49312604	-	○ ○
750	810	25	0,05	7.252	80 NBR B241	R 35	24058322	-	○ ○
	814	25	0,05	7.252	80 NBR B241	R 37	24239267	-	○ ○
	814	28	0,05	7.252	80 NBR B241	R 37	24019508	-	○ ○
	814	28	0,05	7.252	80 NBR B241	R 58	24315280	-	○ ○
760	800	20	0,05	7.252	80 NBR B241	R 35	24114592	-	○ ○
	804	20	0,05	7.252	80 NBR B241	R 35	24027238	-	○ ○
	804	20	0,05	7.252	80 NBR B241	R 37	24092067	-	○ ○
	820	25	0,05	7.252	80 NBR B241	R 35	24257072	-	○ ○
770	834	25	0,05	7.252	80 NBR B241	R 35	24019454	-	○ ○
775	825	25,30	0,05	7.252	80 NBR B241	R 37	24138782	-	○ ○
	839	25	0,05	7.252	80 NBR B241	R 37	24078227	-	○ ○
	839	25,60	0,05	7.252	75 HNBR U467	R 37	49036244	-	○ ○
776	820	20	0,05	7.252	80 FKM K670	R 35	24335414	-	○ ○
780	820	17,70	0,05	7.252	80 NBR B241	R 37	24141753	-	○ ○
	844	25	0,05	7.252	80 NBR B241	R 35	24030498	-	○ ○
	844	25	0,05	7.252	80 NBR B241	R 37	24102054	-	○ ○
	844	25,60	0,05	7.252	80 NBR 245565	R 37	49312638	-	○ ○
	844	25,60	0,05	7.252	75 HNBR U467	R 37	49334578	-	○ ○
799	860	26	0,05	7.252	80 NBR B241	R 35	24023846	-	○ ○
800	860	30,40	0,05	7.252	80 NBR B241	R 35	24193123	-	○ ○
	864	25	0,05	7.252	80 NBR B241	R 35	24019456	-	○ ○
	864	25	0,05	7.252	80 NBR B241	R 37	24139749	-	○ ○
	864	25,60	0,05	7.252	80 FKM K670	R 37	49068506	-	○ ○
805	869	25	0,05	7.252	80 NBR B241	R 35	24019457	-	○ ○
810	874	25	0,05	7.252	80 NBR B241	R 37	24019509	-	○ ○
	874	25,60	0,05	7.252	75 HNBR U467	R 37	49036705	-	○ ○
820	870	25	0,05	7.252	80 NBR B241	R 37	24138778	-	○ ○
	870	25,60	0,05	7.252	80 NBR 245565	R 37	49312639	-	○ ○
	884	28	0,05	7.252	80 NBR B241	R 36	24019482	-	○ ○
830	894	25	0,05	7.252	80 NBR B241	R 35	24130473	-	○ ○
	894	28	0,05	7.252	80 NBR B241	R 36	24019483	-	○ ○
835	894	28	0,05	7.252	80 NBR B241	R 36	24340276	-	○ ○
	899	25	0,05	7.252	80 NBR B241	R 35	24019458	-	○ ○
840	904	25	0,05	7.252	80 NBR B241	R 35	24078229	-	○ ○
	904	25,60	0,05	7.252	75 HNBR U467	R 35	49332115	-	○ ○
	904	28	0,05	7.252	80 NBR B241	R 36	24056636	-	○ ○
850	910	25	0,05	7.252	80 NBR B241	R 36	24019484	-	○ ○
860	920	22	0,05	7.252	80 NBR B241	R 37	24019510	-	○ ○
	920	22	0,05	7.252	80 FKM K670	R 37	24260998	-	○ ○
	920	25	0,05	7.252	80 NBR B241	R 35	24130477	-	○ ○
	924	25	0,05	7.252	80 NBR B241	R 35	24063681	-	○ ○

d <sub>1</sub> [mm]	d <sub>2</sub> [mm]	b [mm]	[MPa]	Pressure [psi]	Material	Design	Part No.	PU <sup>1)</sup>	US	EU
870	930	27	0,05	7.252	80 NBR B241	R 37	24077687	-	○	○
	934	25	0,05	7.252	80 NBR B241	R 37	24030422	-	○	○
880	940	30	0,05	7.252	80 NBR B241	R 35	24209239	-	○	○
	944	25	0,05	7.252	80 NBR B241	R 35	24019459	-	○	○
	944	25	0,05	7.252	80 NBR B241	R 37	24039949	-	○	○
	944	25	0,05	7.252	80 NBR B241	R 58	24315287	-	○	○
890	954	25	0,05	7.252	80 NBR B241	R 35	24023847	-	○	○
900	960	27	0,05	7.252	80 NBR B241	R 35	24177298	-	○	○
910	974	25	0,05	7.252	80 NBR B241	R 35	24019460	-	○	○
930	994	25	0,05	7.252	80 NBR B241	R 35	24027236	-	○	○
950	1014	25	0,05	7.252	80 NBR B241	R 35	24266520	-	○	○
	1014	25,30	0,05	7.252	75 HNBR U467	R 35	49036702	-	○	○
952,50	1003,30	21	0,02	2.901	75 HNBR U467	RHS 51	49322602	-	○	○
955	1019	25	0,05	7.252	80 NBR B241	R 35	24300376	-	○	○
970	1030	21,50	0,05	7.252	80 NBR B241	R 37	24019511	-	○	○
	1034	25	0,05	7.252	80 NBR B241	R 35	24019462	-	○	○
985	1045	24,50	0,05	7.252	80 NBR B241	R 37	24066979	-	○	○
1000	1060	30	0,05	7.252	80 NBR B241	R 35	24209243	-	○	○
	1064	25	0,05	7.252	80 NBR B241	R 35	24109960	-	○	○
1020	1084	23,60	0,02	2.901	75 HNBR U467	RHS 51	49340238	-	○	○
1020	1084	25	0,05	7.252	80 NBR B241	R 35	24019464	-	○	○
	1084	25	0,05	7.252	80 NBR B241	R 36	24059867	-	○	○
1060	1124	25	0,05	7.252	80 NBR B241	R 35	24121892	-	○	●
1080	1140	25	0,05	7.252	80 FKM K670	R 37	24335407	-	○	○
1100	1160	25	0,05	7.252	80 NBR B241	R 36	24019487	-	○	○
1110	1174	25	0,05	7.252	80 NBR B241	R 35	24060654	-	○	○
1110	1174	25,60	0,05	7.252	75 NBR B244	R 35	24060653	-	○	○
	1180	30,60	0,05	7.252	80 NBR B241	R 35	24027237	-	○	○
1130	1194	25	0,05	7.252	80 NBR B241	R 35	24065116	-	○	○
1130	1194	25,50	0,05	7.252	80 NBR 245565	R 35	49332643	-	○	○
1170	1234	25,60	0,05	7.252	80 NBR 245565	R 35	49332642	-	○	○
1175	1239	25	0,05	7.252	80 NBR B241	R 35	524751	-	○	○
1200	1264	25	0,05	7.252	80 NBR B241	R 35	24027475	-	○	○
1220	1284	25	0,05	7.252	80 NBR B241	R 37	24060650	-	○	○
1250	1314	25	0,05	7.252	80 NBR B241	R 37	24090489	-	○	○
	1314	25	0,05	7.252	80 FKM K670	R 37	24215196	-	○	○
1300	1364	25,60	0,05	7.252	75 HNBR U467	R 35	49056064	-	○	○
1302	1353,50	24	0,02	2.901	80 NBR B241	RHS 51	00524712	-	○	○
	1353,50	24	0,02	2.901	75 HNBR U467	RHS 51	49016877	-	○	○
1556	1620	25,60	0,05	7.252	75 HNBR U467	R 35	49072362	-	○	○





# MSS SIMMERRING



If you can't find your seal – your solution on page 13  
 Si vous ne trouvez pas votre joint – vous trouverez votre solution à la page 13  
 Si no puede encontrar la junta que busca – Su solución en la página 13  
 Se você não consegue encontrar sua vedação – poderá encontrar a sua solução na página 13

1) IP = industry pack | paquet industrie | paquete de la industria | pacote indústria  
 SP = small pack | petit paquet | pequeño paquete | pequeno pacote  
 ● on stock | sur stock | en Stock | há stock  
 ○ on request | á la demande | a solicitud | a pedido

see diagram | voir le schéma | véase el diagrama | veja o diagrama:  
 \* → page | page | página | página 22, Fig. 2

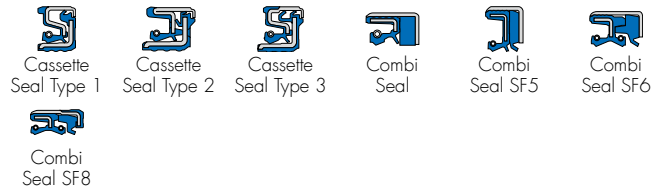
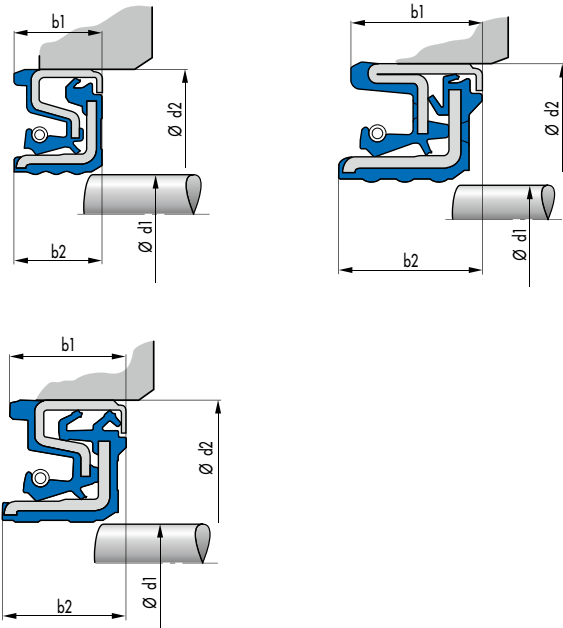
d <sub>1</sub> [mm]	d <sub>2</sub> [mm]	b <sub>1</sub> [mm]	b <sub>2</sub> [mm]	[MPa]	Pressure [psi]	Material	Design	Part No.	PU <sup>1)</sup>	US	EU
20	42	6	8	*	*	75 FKM 585/75 FKM 585	MSS1	527075 49343725	IP SP	○ ○	● ●
	52	6	8	*	*	75 FKM 585/75 FKM 585	MSS1	531002 49343728	IP SP	○ ○	● ●
25	42	6	8	*	*	72 NBR 902/75 FKM 585	MSS1	49028783	–	○	○
	47	10	13,50	*	*	75 FKM 585/75 FKM 585	MSS1	527074	–	○	○
30	52	6	8	*	*	72 NBR 902/75 FKM 585	MSS1	528998 49343753	IP SP	○ ○	● ●
	52	6	8	*	*	75 FKM 585/75 FKM 585	MSS1	49011594	–	○	○
35	62	8	10	*	*	72 NBR 902/75 FKM 585	MSS1	525414 49343747	IP SP	○ ○	● ●
	62	8	10	*	*	75 FKM 585/75 FKM 585	MSS1	525445	–	○	○
	62	8	14	*	*	72 NBR 902/72 NBR 902	MSS7	477277	–	○	○
40	68	8	10	*	*	72 NBR 902/75 FKM 585	MSS1	49028784	–	○	○
	80	10	13,50	*	*	72 NBR 902/75 FKM 585	MSS1	525350 49343744	IP SP	○ ○	● ●
	80	10	13,50	*	*	75 FKM 585/75 FKM 585	MSS1	525351 49343727	IP SP	○ ○	● ●
45	62	8	10	*	*	72 NBR 902/75 FKM 585	MSS1	49071389	–	○	○
	62	8	10	*	*	75 FKM 585/75 FKM 585	MSS1	49071390	–	○	○
	75	7	12,50	*	*	72 NBR 902/72 NBR 902	MSS7	522352	–	○	○
	75	8	10	*	*	72 NBR 902/75 FKM 585	MSS1	49005160	–	○	○
	75	8	10	*	*	75 FKM 585/75 FKM 585	MSS1	49008403	–	○	○
	80	8	15	*	*	72 NBR 902/72 NBR 902	MSS7	522353	–	○	○
	85	10	13,50	*	*	72 NBR 902/75 FKM 585	MSS1	525382	–	○	○
	85	10	13,50	*	*	75 FKM 585/75 FKM 585	MSS1	525420	–	○	○
47	65	10	13,50	*	*	72 NBR 902/75 FKM 585	MSS1	525416	–	○	○
	65	10	13,50	*	*	75 FKM 585/75 FKM 585	MSS1	525447	–	○	○

d <sub>1</sub> [mm]	d <sub>2</sub> [mm]	b <sub>1</sub> [mm]	b <sub>2</sub> [mm]	[MPa]	Pressure [psi]	Material	Design	Part No.	PU <sup>1)</sup>	US	EU
47	90	10	13,50	*	*	72 NBR 902/75 FKM 585	MSS1	525417	-	○	○
	90	10	13,50	*	*	75 FKM 585/75 FKM 585	MSS1	525448	-	○	○
50	65	10	13,50	*	*	72 NBR 902/75 FKM 585	MSS1	525357	-	○	○
	65	10	13,50	*	*	75 FKM 585/75 FKM 585	MSS1	525362	-	○	○
	80	10	13,50	*	*	72 NBR 902/75 FKM 585	MSS1	525353 49343751	IP SP	○ ○	● ●
	90	10	13,50	*	*	72 NBR 902/75 FKM 585	MSS1	525358 49343755	IP SP	○ ○	● ●
	90	10	13,50	*	*	75 FKM 585/75 FKM 585	MSS1	525363	-	○	○
52	72	10	13,50	*	*	72 NBR 902/75 FKM 585	MSS1	525379	-	○	○
	72	10	13,50	*	*	75 FKM 585/75 FKM 585	MSS1	525418	-	○	○
	100	10	13,50	*	*	72 NBR 902/75 FKM 585	MSS1	525389	-	○	○
	100	10	13,50	*	*	75 FKM 585/75 FKM 585	MSS1	525424	-	○	○
55	72	10	13,50	*	*	72 NBR 902/75 FKM 585	MSS1	525360 49343726	IP SP	○ ○	● ●
	72	10	13,50	*	*	75 FKM 585/75 FKM 585	MSS1	525365 49343742	IP SP	○ ○	● ●
	80	10	13,50	*	*	72 NBR 902/75 FKM 585	MSS1	49072143	-	○	○
	80	10	13,50	*	*	75 FKM 585/75 FKM 585	MSS1	49072144	-	○	○
	90	9	17	*	*	72 NBR 902/72 NBR 902	MSS7	522351	-	○	○
	90	10	13,50	*	*	72 NBR 902/75 FKM 585	MSS1	525359 49343745	IP SP	○ ○	● ●
	90	10	13,50	*	*	75 FKM 585/75 FKM 585	MSS1	525364 49343748	IP SP	○ ○	● ●
	100	10	13,50	*	*	75 FKM 585/75 FKM 585	MSS1	525425	-	○	○
	100	10	13,50	*	*	72 NBR 902/75 FKM 585	MSS1	525393	-	○	○
60	110	10	18	*	*	72 NBR 902/72 NBR 902	MSS7	477237	-	○	○
	110	12	16,50	*	*	72 NBR 902/75 FKM 585	MSS1	525366	-	○	○
	110	12	16,50	*	*	75 FKM 585/75 FKM 585	MSS1	525369	-	○	○
62	90	12	16,50	*	*	72 NBR 902/75 FKM 585	MSS1	525384 49343754	IP SP	○ ○	● ●
	90	12	16,50	*	*	75 FKM 585/75 FKM 585	MSS1	525422	-	○	○
	120	12	16,50	*	*	72 NBR 902/75 FKM 585	MSS1	525400	-	○	○
	120	12	16,50	*	*	75 FKM 585/75 FKM 585	MSS1	525428	-	○	○
65	85	12	16,50	*	*	75 FKM 585/75 FKM 585	MSS1	525421	-	○	○
	85	12	16,50	*	*	72 NBR 902/75 FKM 585	MSS1	525383	-	○	○
	100	10	18	*	*	72 NBR 902/72 NBR 902	MSS7	522350	-	○	○
	100	12	16,50	*	*	72 NBR 902/75 FKM 585	MSS1	525394 49343752	IP SP	○ ○	● ●
	100	12	16,50	*	*	75 FKM 585/75 FKM 585	MSS1	525426	-	○	○
	120	12	16,50	*	*	72 NBR 902/75 FKM 585	MSS1	525367	-	○	○
	120	12	16,50	*	*	75 FKM 585/75 FKM 585	MSS1	525370	-	○	○
	140	12	16,50	*	*	72 NBR 902/75 FKM 585	MSS1	525368	-	○	○
	140	12	16,50	*	*	75 FKM 585/75 FKM 585	MSS1	525449	-	○	○
70	90	12	16,50	*	*	72 NBR 902/75 FKM 585	MSS1	525376	-	○	○
	90	12	16,50	*	*	75 FKM 585/75 FKM 585	MSS1	525380 49343729	IP SP	○ ○	● ●
	110	12	16,50	*	*	75 FKM 585/75 FKM 585	MSS1	525378 49343741	IP SP	○ ○	● ●
	110	12	16,50	*	*	72 NBR 902/75 FKM 585	MSS1	525375 49343757	IP SP	○ ○	● ●
	130	10	17	*	*	72 NBR 902/72 NBR 902	MSS7	522285	-	○	○
72	95	12	16,50	*	*	72 NBR 902/75 FKM 585	MSS1	525386	-	○	○
	95	12	16,50	*	*	75 FKM 585/75 FKM 585	MSS1	525423	-	○	○

d <sub>1</sub> [mm]	d <sub>2</sub> [mm]	b <sub>1</sub> [mm]	b <sub>2</sub> [mm]	[MPa]	Pressure [psi]	Material	Design	Part No.	PU <sup>1)</sup>	US	EU
72	140	12	16,50	*	*	72 NBR 902/75 FKM 585	MSS1	525403	-	○	○
	140	12	16,50	*	*	75 FKM 585/75 FKM 585	MSS1	525432	-	○	○
75	130	12	16,50	*	*	72 NBR 902/75 FKM 585	MSS1	525377	-	○	○
	130	12	16,50	*	*	75 FKM 585/75 FKM 585	MSS1	525381 49343746	IP SP	○ ○	● ●
80	100	12	16,50	*	*	72 NBR 902/75 FKM 585	MSS1	525395	-	○	○
	100	12	16,50	*	*	75 FKM 585/75 FKM 585	MSS1	525427	-	○	○
	125	10	19	*	*	72 NBR 902/72 NBR 902	MSS7	522349	-	○	○
	125	12	16,50	*	*	72 NBR 902/75 FKM 585	MSS1	525402 49343749	IP SP	○ ○	● ●
	125	12	16,50	*	*	75 FKM 585/75 FKM 585	MSS1	525431	-	○	○
	150	12	22	*	*	72 NBR 902/72 NBR 902	MSS7	522286	-	○	○
	170	13	19,50	*	*	75 FKM 585/75 FKM 585	MSS1	525392	-	○	○
	170	13	19,50	*	*	72 NBR 902/75 FKM 585	MSS1	525388	-	○	○
82	120	13	19,50	*	*	72 NBR 902/75 FKM 585	MSS1	525401	-	○	○
	120	13	19,50	*	*	75 FKM 585/75 FKM 585	MSS1	525430	-	○	○
	160	13	19,50	*	*	72 NBR 902/75 FKM 585	MSS1	525407	-	○	○
	160	13	19,50	*	*	75 FKM 585/75 FKM 585	MSS1	525437	-	○	○
85	110	12	18,50	*	*	72 NBR 902/75 FKM 585	MSS1	525387 49343743	IP SP	○ ○	● ●
	110	12	18,50	*	*	75 FKM 585/75 FKM 585	MSS1	525391	-	○	○
	140	12	18,50	*	*	72 NBR 902/75 FKM 585	MSS1	525385 49343740	IP SP	○ ○	● ●
	140	12	18,50	*	*	75 FKM 585/75 FKM 585	MSS1	525390 49343756	IP SP	○ ○	● ●
95	125	13	19,50	*	*	72 NBR 902/75 FKM 585	MSS1	525397 49343750	IP SP	○ ○	● ●
	145	12	22	*	*	72 NBR 902/72 NBR 902	MSS7	522348	-	○	○
	145	13	19,50	*	*	75 FKM 585/75 FKM 585	MSS1	525434	-	○	○
	170	13	19,50	*	*	72 NBR 902/75 FKM 585	MSS1	525396	-	○	●
	170	13	19,50	*	*	75 FKM 585/75 FKM 585	MSS1	525398	-	○	○
100	190	12	22	*	*	72 NBR 902/72 NBR 902	MSS7	522305	-	○	○
108	140	15	22,50	*	*	75 FKM 585/75 FKM 585	MSS1	525433	-	○	○
	140	15	22,50	*	*	72 NBR 902/75 FKM 585	MSS1	525404	-	○	○
	170	15	22,50	*	*	72 NBR 902/75 FKM 585	MSS1	525409	-	○	○
	170	15	22,50	*	*	75 FKM 585/75 FKM 585	MSS1	525439	-	○	○
110	170	12	22	*	*	72 NBR 902/72 NBR 902	MSS7	522347	-	○	○
	215	12	24	*	*	72 NBR 902/72 NBR 902	MSS7	522308	-	○	○
120	150	15	22,50	*	*	72 NBR 902/75 FKM 585	MSS1	525406	-	○	○
	150	15	22,50	*	*	75 FKM 585/75 FKM 585	MSS1	525435	-	○	○
	180	12	24	*	*	72 NBR 902/72 NBR 902	MSS7	522346	-	○	○
	180	15	22,50	*	*	75 FKM 585/75 FKM 585	MSS1	525440	-	○	○
125	160	15	22,50	*	*	75 FKM 585/75 FKM 585	MSS1	525438	-	○	○
	160	15	22,50	*	*	72 NBR 902/75 FKM 585	MSS1	525408	-	○	○
	200	15	22,50	*	*	72 NBR 902/75 FKM 585	MSS1	525412	-	○	○
	200	15	22,50	*	*	75 FKM 585/75 FKM 585	MSS1	525443	-	○	○
130	215	12	24	*	*	72 NBR 902/72 NBR 902	MSS7	522311	-	○	○
145	190	17	25,50	*	*	72 NBR 902/75 FKM 585	MSS1	525411	-	○	○
	190	17	25,50	*	*	75 FKM 585/75 FKM 585	MSS1	525441	-	○	○
	230	17	25,50	*	*	72 NBR 902/75 FKM 585	MSS1	525413	-	○	●
	230	17	25,50	*	*	75 FKM 585/75 FKM 585	MSS1	525444	-	○	○
150	225	12	24	*	*	72 NBR 902/72 NBR 902	MSS7	522345	-	○	○



# CASSETTE AND COMBI SEAL | JOINT CASSETTE ET COMBI SEAL RETÉN CASSETTE Y RETÉN COMBI | RETENTOR CASSETTE E RETENTOR COMBI



If you can't find your seal – your solution on page 13  
Si vous ne trouvez pas votre joint – vous trouverez votre solution à la page 13  
Si no puede encontrar la junta que busca – Su solución en la página 13  
Se você não consegue encontrar sua vedação – poderá encontrar a sua solução na página 13

1) IP = industry pack | paquet industrie | paquete de la industria | pacote indústria  
SP = small pack | petit paquet | pequeño paquete | pequeno pacote  
● on stock | sur stock | en Stock | há stock  
○ on request | á la demande | a solicitude | a pedido

see diagram | voir le schéma | véase el diagrama | veja o diagrama:  
\* → page | page | página | página 22, Fig. 2

d <sub>1</sub> [mm]	d <sub>2</sub> [mm]	b <sub>1</sub> [mm]	b <sub>2</sub> [mm]	[MPa]	Pressure [psi]	Material	Design	Part No.	PU <sup>1)</sup>	US	EU
25	52	12	0	max. 0,05	max. 7.252	75 NBR 106200 / 75 NBR 106200	CASS T3	12015223	-	○	●
30	44	11	0	max. 0,05	max. 7.252	72 NBR 902	COMBI	12001879	-	○	●
	44	14	0	max. 0,05	max. 7.252	72 NBR 902	COMBI SF6	12013519	-	○	●
35	50	10	0	max. 0,05	max. 7.252	72 NBR 902	COMBI	12001881	-	○	●
	50	13	0	max. 0,05	max. 7.252	72 NBR 902	COMBI SF5	12013947	-	○	○
	52	10	0	max. 0,05	max. 7.252	72 NBR 902	COMBI	12011716	-	○	○
	52	16	0	max. 0,05	max. 7.252	72 NBR 902	COMBI	12001882	-	○	●
60	13	14,50	max. 0,05	max. 7.252	75 NBR 106200 / 75 NBR 106200	CASS T3	12017029	-	○	●	
	18,50	0	max. 0,05	max. 7.252	72 NBR 902	COMBI SF6	12014167	-	○	○	
	12	0	max. 0,05	max. 7.252	72 NBR 902	COMBI	12012786	-	○	○	
	12	0	max. 0,05	max. 7.252	72 NBR 902	COMBI	12001883	-	○	○	
37	52	16	0	max. 0,05	max. 7.252	75 NBR 106200 / 72 NBR 902	COMBI SF8	12014511	-	○	○
40	55	10	0	max. 0,05	max. 7.252	72 NBR 902	COMBI	12001886	-	○	●
	55	15,50	0	max. 0,05	max. 7.252	72 NBR 902	COMBI SF6	12018848	-	○	●
	58	10	0	max. 0,05	max. 7.252	72 NBR 902	COMBI	12001887	-	○	○
	60	18,50	0	max. 0,05	max. 7.252	72 NBR 902	COMBI SF6	12012107	-	○	●
	62	10	0	max. 0,05	max. 7.252	72 NBR 902	COMBI	12011715	-	○	●
	65	18,50	0	max. 0,05	max. 7.252	72 NBR 902	COMBI SF6	12013226	-	○	●
42	62	14	0	max. 0,05	max. 7.252	72 NBR 902	COMBI	12001889	-	○	●
	62	21,50	0	max. 0,05	max. 7.252	72 NBR 902	COMBI SF6	12016507	-	○	●
45	62	11	0	max. 0,05	max. 7.252	72 NBR 902	COMBI	12012296	-	○	●
	62	11,20	0	max. 0,05	max. 7.252	72 NBR 902	COMBI SF5	12016814	-	○	●
	65	12	0	max. 0,05	max. 7.252	72 NBR 902	COMBI	12011969	-	○	●
	65	18,50	0	max. 0,05	max. 7.252	72 NBR 902	COMBI SF6	12012377	-	○	●

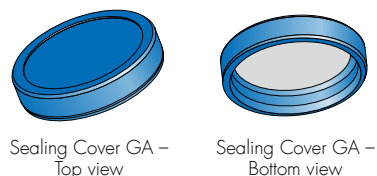
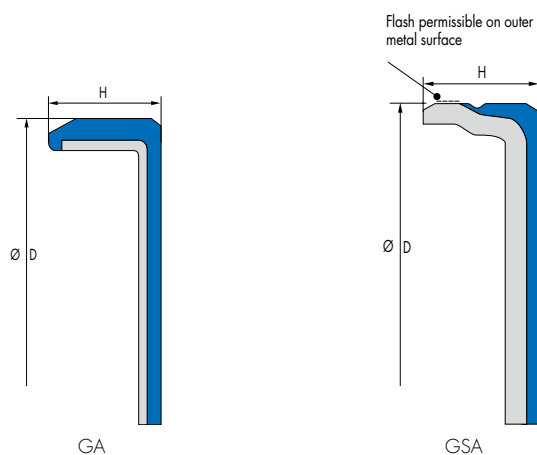
d <sub>1</sub> [mm]	d <sub>2</sub> [mm]	b <sub>1</sub> [mm]	b <sub>2</sub> [mm]	[MPa]	Pressure [psi]	Material	Design	Part No.	PU <sup>1)</sup>	US	EU
45	70	14	17	max. 0,05	max. 7.252	75 FKM 595 / 75 NBR 106200	CASS T3	12016630	-	○	○
47	65	16,50	0	max. 0,05	max. 7.252	72 NBR 902	COMBI SF6	12015734	-	○	●
48	65	11	0	max. 0,05	max. 7.252	72 NBR 902	COMBI	12011991	-	○	●
	65	16,50	0	max. 0,05	max. 7.252	75 FKM 595	COMBI SF6	12017310	-	○	●
	74	13	0	max. 0,05	max. 7.252	72 NBR 902	COMBI	12001898	-	○	○
	74	18,50	0	max. 0,05	max. 7.252	72 NBR 902	COMBI SF6	12017349	-	○	○
50	65	18	0	max. 0,05	max. 7.252	75 NBR 106200 / 72 NBR 902	COMBI SF8	12018616	-	○	●
	72	16,50	0	max. 0,05	max. 7.252	75 NBR 106200	COMBI SF6	12014048	-	○	●
	75	12	0	max. 0,05	max. 7.252	72 NBR 902	COMBI	12012503	-	○	●
55	72	12	0	max. 0,05	max. 7.252	75 NBR 904	COMBI	12011794	-	○	●
	80	11	0	max. 0,05	max. 7.252	72 NBR 902	COMBI	12013176	-	○	●
	80	12,50	14	max. 0,05	max. 7.252	75 FKM 595 / 75 NBR 106200	CASS T1	12016792	-	○	●
	80	16	0	max. 0,05	max. 7.252	75 NBR 106200 / 72 NBR 902	COMBI SF8	12013931	-	○	○
	82	16,50	0	max. 0,05	max. 7.252	75 NBR 106200	COMBI SF6	12014159	-	○	●
56	75	16,50	0	max. 0,05	max. 7.252	72 NBR 902	COMBI SF6	12012826	-	○	○
	80	13	14,50	max. 0,05	max. 7.252	75 FKM 595 / 75 NBR 106200	CASS T3	12016694	-	○	○
	80	13	14,50	max. 0,05	max. 7.252	75 NBR 106200 / 75 NBR 106200	CASS T3	12018036	-	○	●
	80	16	0	max. 0,05	max. 7.252	75 NBR 106200	COMBI SF6	12018868	-	○	○
58	80	16,50	0	max. 0,05	max. 7.252	72 NBR 902	COMBI SF6	12012468	-	○	●
	82	16	0	max. 0,05	max. 7.252	75 FKM 595	COMBI SF6	12017237	-	○	○
60	75	16	0	max. 0,05	max. 7.252	75 NBR 106200 / 72 NBR 902	COMBI SF8	12013740	-	○	●
	80	12	0	max. 0,05	max. 7.252	72 NBR 902	COMBI	12012930	-	○	●
	84	13	14,50	max. 0,05	max. 7.252	75 FKM 585 / 75 NBR 106200	CASS T3	12019351	-	○	○
	84	13	14,50	max. 0,05	max. 7.252	75 NBR 106200 / 75 NBR 106200	CASS T3	12019352	-	○	●
	90	13,50	15	max. 0,05	max. 7.252	75 FKM 595 / 75 NBR 106200	CASS T3	12016418	-	○	○
	90	13,50	15	max. 0,05	max. 7.252	75 NBR 106200 / 75 NBR 106200	CASS T3	12016423	-	○	●
65	92	10	15	max. 0,05	max. 7.252	75 FKM 585 / 75 NBR 106200	CASS T2	12018849	-	○	○
	92	14	0	max. 0,05	max. 7.252	72 NBR 902	COMBI	12001903	-	○	●
	92	18	0	max. 0,05	max. 7.252	72 NBR 902	COMBI SF6	12013465	-	○	●
	98	15	0	max. 0,05	max. 7.252	72 NBR 902	COMBI	12011697	-	○	○
	105	13	14,50	max. 0,05	max. 7.252	75 NBR 106200 / 75 NBR 106200	CASS T2	12018825	-	○	●
68	85	12	0	max. 0,05	max. 7.252	72 NBR 902	COMBI	12013339	-	○	○
70	90	16,50	0	max. 0,05	max. 7.252	75 NBR 106200	COMBI SF6	12013784	-	○	●
	95	13	14,50	max. 0,05	max. 7.252	75 FKM 585 / 75 NBR 106200	CASS T3	12019199	-	○	●
	95	15	16,50	max. 0,05	max. 7.252	72 NBR 902	COMBI SF6	12012318	-	○	○
75	95	16,50	0	max. 0,05	max. 7.252	75 NBR 106200 / 72 NBR 902	COMBI SF8	12014456	-	○	○
	102	14	0	max. 0,05	max. 7.252	72 NBR 902	COMBI	12001907	-	○	●
80	100	18	0	max. 0,05	max. 7.252	72 NBR 902	COMBI SF6	12014976	-	○	○
	110	16	0	max. 0,05	max. 7.252	72 NBR 902	COMBI	12001908	-	○	●
85	110	13	14,50	max. 0,05	max. 7.252	75 NBR 106200 / 75 NBR 106200	CASS T3	12016635	-	○	●
	110	13	14,50	max. 0,05	max. 7.252	75 FKM 595 / 75 NBR 106200	CASS T3	12017093	-	○	○

d <sub>1</sub> [mm]	d <sub>2</sub> [mm]	b <sub>1</sub> [mm]	b <sub>2</sub> [mm]	[MPa]	Pressure [psi]	Material	Design	Part No.	PU <sup>1)</sup>	US	EU
85	110	16	0	max. 0,05	max. 7.252	72 NBR 902	COMBI	12001909	-	○	●
	140	15	17	max. 0,05	max. 7.252	75 NBR 106200 / 75 NBR 106200	CASS T3	12019153	-	○	○
95	120	13	0	max. 0,05	max. 7.252	72 NBR 902	COMBI	12012399	-	○	○
100	130	16	0	max. 0,05	max. 7.252	72 NBR 902	COMBI	12001912	-	○	●
105	125	16	0	max. 0,05	max. 7.252	72 NBR 902	COMBI	12001913	-	○	●
	130	12	0	max. 0,05	max. 7.252	72 NBR 902	COMBI	12011717	-	○	○
	140	16	0	max. 0,05	max. 7.252	72 NBR 902	COMBI	12001914	-	○	○
110	130	12	0	max. 0,05	max. 7.252	72 NBR 902	COMBI	12013174	-	○	○
	130	16	0	max. 0,05	max. 7.252	72 NBR 902	COMBI	12015364	-	○	○
	140	14,50	16	max. 0,05	max. 7.252	75 FKM 595 / 75 FKM 595	CASS T2	12014899	-	○	●
	150	16	0	max. 0,05	max. 7.252	72 NBR 902	COMBI	12001916	-	○	●
111	146	13,50	14,50	max. 0,05	max. 7.252	75 NBR 106200 / 75 NBR 106200	CASS T2	12017210	-	○	○
	146	13,50	14,50	max. 0,05	max. 7.252	75 FKM 595 / 75 NBR 106200	CASS T2	49324670	-	○	○
112	140	13,20	0	max. 0,05	max. 7.252	72 NBR 902	COMBI	12001917	-	○	○
120	150	15	0	max. 0,05	max. 7.252	72 NBR 902	COMBI	12001918	-	○	●
127	160	15,50	17,50	max. 0,05	max. 7.252	75 NBR 106200 / 75 NBR 106200	CASS T3	12019068	-	○	○
130	154	18	0	max. 0,05	max. 7.252	72 NBR 902	COMBI SF6	12015132	-	○	○
	160	14,50	16	max. 0,05	max. 7.252	75 NBR 106200 / 75 NBR 106200	CASS T3	12016448	-	○	●
	160	14,50	16	max. 0,05	max. 7.252	75 FKM 585 / 75 NBR 106200	CASS T3	12019208	-	○	○
	170	16	0	max. 0,05	max. 7.252	72 NBR 902	COMBI	12001920	-	○	○
136	165,50	16	0	max. 0,05	max. 7.252	68 ACM 362	COMBI	12013067	-	○	○
140	170	14,50	16	max. 0,05	max. 7.252	75 FKM 595 / 75 NBR 106200	CASS T3	12019137	-	○	●
145	170	16	0	max. 0,05	max. 7.252	72 NBR 902	COMBI	12001922	-	○	○
	175	14,50	15,50	max. 0,05	max. 7.252	75 NBR 106200 / 75 NBR 106200	CASS T3	12019116	-	○	●
150	170	16	0	max. 0,05	max. 7.252	72 NBR 902	COMBI	12001923	-	○	●
155	176	16	0	max. 0,05	max. 7.252	72 NBR 902	COMBI	12001924	-	○	●
	190	17,50	19	max. 0,05	max. 7.252	75 FKM 595 / 75 FKM 595	CASS T2	12014851	-	○	●
	190	17,50	19	max. 0,05	max. 7.252	75 NBR 106200 / 75 NBR 106200	CASS T2	12014852	-	○	●
	195	16,50	18	max. 0,05	max. 7.252	75 NBR 106200 / 75 NBR 106200	CASS T3	12016391	-	○	●
165	190	15,50	17	max. 0,05	max. 7.252	75 NBR 106200 / 75 NBR 106200	CASS T2	12015133	-	○	●
	190	17	0	max. 0,05	max. 7.252	72 NBR 902	COMBI	12001925	-	○	●
	195	16,50	18	max. 0,05	max. 7.252	75 NBR 106200 / 75 NBR 106200	CASS T3	12015149	-	○	●
170	190	15	0	max. 0,05	max. 7.252	72 NBR 902	COMBI	12013074	-	○	●
	200	15	16	max. 0,05	max. 7.252	75 NBR 106200 / 75 NBR 106200	CASS T3	12019056	-	○	●
	200	15	16	max. 0,05	max. 7.252	75 FKM 585 / 75 NBR 106200	CASS T3	12019084	-	○	●
	205	17	0	max. 0,05	max. 7.252	72 NBR 902	COMBI	12012053	-	○	○
178	208	16	18	max. 0,05	max. 7.252	75 NBR 106200 / 75 NBR 106200	CASS T3	12018107	-	○	○
180	205	17	0	max. 0,05	max. 7.252	72 NBR 902	COMBI	12011690	-	○	○
190	215	15,50	17	max. 0,05	max. 7.252	75 NBR 106200 / 75 NBR 106200	CASS T2	12016896	-	○	●
	215	17	0	max. 0,05	max. 7.252	72 NBR 902	COMBI	12015590	-	○	○
	220	16	18	max. 0,05	max. 7.252	75 NBR 106200 / 75 NBR 106200	CASS T3	12017120	-	○	●



d <sub>1</sub> [mm]	d <sub>2</sub> [mm]	b <sub>1</sub> [mm]	b <sub>2</sub> [mm]	[MPa]	Pressure [psi]	Material	Design	Part No.	PU <sup>1)</sup>	US	EU
190	220	16	18	max. 0,05	max. 7.252	75 FKM 595 / 75 NBR 106200	CASS T3	12018658	-	○	○
	220	20	0	max. 0,05	max. 7.252	72 NBR 902	COMBI	12001926	-	○	●
210	240	16	18	max. 0,05	max. 7.252	75 NBR 106200 / 75 NBR 106200	CASS T3	12019114	-	○	●
235	270	20	22	max. 0,05	max. 7.252	75 FKM 595 / 75 NBR 106200	CASS T2	12019336	-	○	○

# END CAPS | BOUCHON OBTURATEUR TAPONES CIEGOS | CAPAS DE PROTEÇÃO



If you can't find your seal – your solution on page 13  
Si vous ne trouvez pas votre joint – vous trouverez votre solution à la page 13  
Si no puede encontrar la junta que busca – Su solución en la página 13  
Se você não consegue encontrar sua vedação – poderá encontrar a sua solução na página 13

1) IP = industry pack | paquet industrie | paquete de la industria | pacote indústria  
SP = small pack | petit paquet | pequeño paquete | pequeno pacote

● on stock | sur stock | en Stock | há stock  
○ on request | á la demande | a solicitud | a pedido

see diagram | voir le schéma | véase el diagrama | veja o diagrama:  
\* → page | page | página | página 22, Fig. 2

D [mm]	H [mm]	Material	Design	Part No.	PU <sup>1)</sup>	US	EU
22	4	75 NBR 99004	GA	456944	-	○	●
	5	75 NBR 99004	GSA	506567	-	○	●
24	7	75 NBR 99004	GA	421453	-	○	○
28	4	75 NBR 99004	GA	506547	-	○	●
	7	75 NBR 99004	GA	506548	-	○	○
	7	75 NBR 99004	GSA	506568	-	○	●
30	5	75 NBR 99004	GA	506549	-	○	●
	8	75 NBR 99004	GSA	506685	-	○	●
32	7	75 NBR 99004	GA	506550	-	○	●
35	7	75 NBR 99004	GA	450889	-	○	●
	8	75 NBR 99004	GSA	506569	-	○	●
37	5	75 NBR 99004	GA	506551	-	○	●
	7	75 NBR 99004	GSA	49075155	-	○	●
40	7	75 NBR 99004	GA	452807	-	○	●
42	7	75 NBR 99004	GSA	49072664	-	○	●
	9,50	75 NBR 99004	GSA	49072656	-	○	●
45	7	75 NBR 99004	GA	506552	-	○	●
47	7	75 NBR 99004	GA	506554	-	○	○
	7	75 NBR 99004	GSA	49075153	-	○	●
	10	75 NBR 99004	GSA	49072663	-	○	●
52	7	75 NBR 99004	GA	414626	-	○	●
	7	75 NBR 99004	GSA	506574	-	○	●
	10	75 NBR 99004	GSA	49072665	-	○	●
55	10	75 NBR 99004	GSA	503418	-	○	○
62	7	75 NBR 99004	GA	506556	-	○	●
	8	75 NBR 99004	GSA	49075157	-	○	●
	10	75 NBR 99004	GA	506558	-	○	○
72	9	75 NBR 99004	GSA	506576	-	○	●
	10	75 NBR 99004	GA	506559	-	○	●

D [mm]	H [mm]	Material	Design	Part No.	PU <sup>1)</sup>	US	EU
80	10	75 NBR 99004	GA	506561	-	○	○
	12	75 NBR 99004	GSA	49075152	-	○	●
85	10	75 NBR 99004	GA	506562	-	○	○
90	10	75 NBR 99004	GA	506563	-	○	●
	12	75 NBR 99004	GSA	506578	-	○	●
100	10	75 NBR 99004	GA	506564	-	○	●
	12	75 NBR 99004	GSA	506579	-	○	●

# PROFILES FOR ROTATORY APPLICATIONS | PROFILS POUR MOUVEMENTS TOURNANTS PERFILES PARA APLICACIONES ROTATIVAS | PERFIS PARA APLICAÇÕES ROTATIVAS


## Profile extrusions | Filières d'extrusion Boquillas Perfil | Perfil de borracha

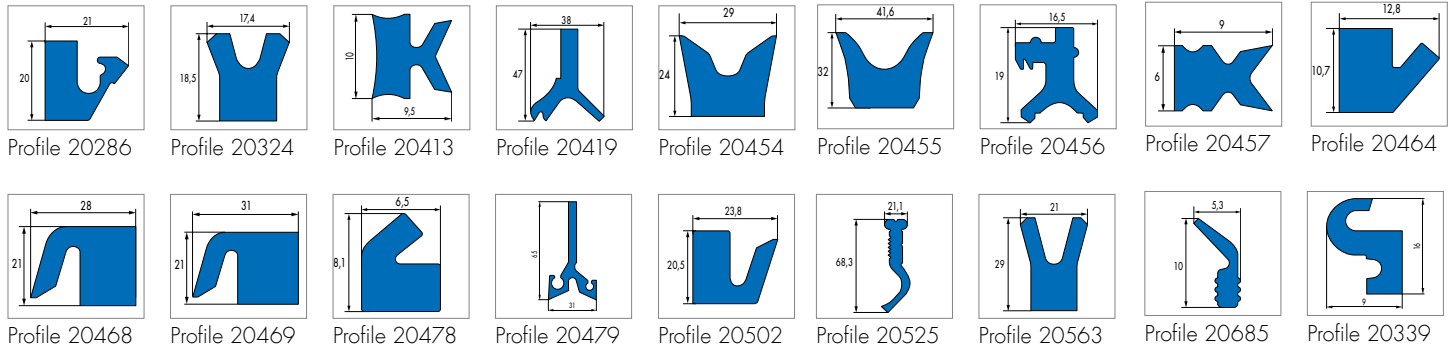
**US** Below is a selection of our standard profile nozzles. Individual tools can be developed and produced for special designs on enquiry. More information → Special Sealing Products catalog.

**FR** Ci-dessous une sélection de nos profils standard. Sur demande, il est possible de développer et de créer des outillages spéciaux pour des versions spécifiques. Autres informations → Catalogue Produits spécifiques d'étanchéité

**ES** Abajo una selección de nuestros perfiles standards. Para perfiles especiales se desarrollan y fabrican moldes a petición. Más informaciones → Catálogo de productos de juntas especiales.

**PT** Abaixo está uma seleção de nossos bicos padrão. Ferramentas individuais podem ser desenvolvidas e produzidas para projetos especiais sob consulta. Outras informações → catálogo de produtos vedações especiais.





Rubber Type		Operating temperature min.	Operating temperature max.
Nitrile Rubber	NBR	-30 °C (-22 °F)	+100 °C (+212 °F)
Fluoro Rubber	FKM	-25 °C (-13 °F)	+200 °C (+392 °F)
Ethylene-Propylene Rubber	EPDM	-50 °C (-58 °F)	+150 °C (+302 °F)

Please note: Further special compounds are available on request. Not every profile can be produced in every compound.  
 Veuillez prendre note que des matériaux supplémentaires sont disponibles sur demande. Tous les profils ne peuvent être produits dans tous les matériaux.  
 Atención: Compuestos especiales a petición. No se puede fabricar cada perfil en cualquier compuesto.  
 Note: Outros compostos especiais estão disponíveis sob consulta. Nem todo perfil pode ser produzido em qualquer composto.

## US Tolerances

All profiles and cords are manufactured to DIN ISO 3302-1 E2. In special cases, production to E1 is also possible (all dimensions in mm (inch)):

## FR Tolérances

Tous les profils et cordes sont réalisés avec des procédés standard selon DIN ISO 3302-1 E2. Dans des cas spécifiques, une production en version E1 est possible (toutes en mm (inch)):

## ES Tolerancias

Todos los perfiles y cordones se elaboran según la DIN ISO 3302-1 E2. En casos especiales la producción según E1 también es posible (todas las dimensiones en mm (inch)):

## PT Tolerâncias

Todos os perfis e cordões são fabricados de acordo com a norma DIN ISSO 3302-1 E2. Em casos especiais é possível a confecção segundo E1 (todas as medidas em mm (inch)):

Nominal dimension		Tolerance class	
over	to	E1*	E2
0 (0)	1,50 (0.06)	0,15 (0.006)	0,25 (0.010)
1,50 (0.06)	2,50 (0.10)	0,20 (0.008)	0,35 (0.014)
2,50 (0.10)	4,00 (0.16)	0,25 (0.010)	0,40 (0.016)
4,00 (0.16)	6,30 (0.25)	0,35 (0.014)	0,50 (0.020)
6,30 (0.25)	10,0 (0.40)	0,40 (0.016)	0,70 (0.028)
10,0 (0.40)	16,0 (0.64)	0,50 (0.020)	0,80 (0.031)
16,0 (0.64)	25,0 (1.00)	0,70 (0.028)	1,00 (0.039)
25,0 (1.00)	40,0 (1.57)	0,80 (0.031)	1,30 (0.051)
40,0 (1.57)	63,0 (2.50)	1,00 (0.039)	1,60 (0.063)
63,0 (2.50)	100 (3.94)	1,30 (0.051)	2,00 (0.079)

\* Partially possible in individual cases | Eventuellement possible dans des cas spécifiques | En casos específicos parcialmente posible | Em casos individuais, parcialmente possível

## **Other special profiles | Autres profils spéciaux Otros perfiles especiales | Outras seções especiais**

**US** Profiles can be produced and supplied as follows:

- By the meter
  - With/without integral bend
- Profile sections
  - Produced to customer requirements  
(up to 2000 mm without integral bend possible)
- Profile rings
  - Glued or hot spliced

**FR** Les profils peuvent être réalisés et fournis sous différentes formes:

- Au mètre
  - courbe/non courbe
- Sections de profil
  - réalisées sur demande  
(jusqu'à 2000 mm sans courbure)
- Bagues
  - Collé ou adhésivé à chaud.

**ES** Los perfiles se fabrican y suministran en las siguientes formas:

- Material por metro
  - con/sin curva
- Sección de perfil según
  - especificaciones cliente  
(hasta 2000 mm sin curva)
- Anillos de perfil
  - Adhesivo/adhesivo en caliente

**PT** Os perfis podem ser produzidos e fornecidos conforme a seguir:

- Por metro
  - com/sem curva
- Perfil de seção
  - Produzidos sob as necessidades do cliente  
(até 2000 mm sem curva)
- Perfil de anéis
  - Colado ou emendados à quente

A series of 18 horizontal gray bars, evenly spaced, intended for writing notes. Each bar is a solid gray rectangle spanning most of the page width.

The page contains 18 horizontal gray bars, each serving as a line for writing. These bars are evenly spaced and extend across most of the width of the page, leaving a small margin on the left and right sides.







The page contains 18 horizontal gray bars, each approximately 20 pixels high and spanning most of the page width. These bars are arranged vertically with consistent spacing between them, providing a template for handwritten notes.

The page contains 18 horizontal grey bars, each spanning the width of the page. These bars are arranged vertically with consistent spacing between them, providing a template for writing notes.





# FST / FNST Global Contact

Europe		☎	📠	@
Austria		+43 (0) 72 42 47 36-10	+43 (0) 72 42 47 36-120	info.at@fst.com
Belarus		+375 (29) 645 10 98	+375 (17) 295 10 98	info.by@fst.com
BeNeLux		+32 2 704 46 20	+32 2 704 46 29	benelux@fst.com
Denmark		+45 44921833	+45 44922520	info.dk@fst.com
France		+33 (0)3 85 29 30 00	+33 (0)3 85 29 30 99	info.fr@fst.com
Germany		+49 (0) 1805 746748	+49 (0) 1803 746748	info.de@fst.com
Great Britain		+44 (0) 1455204444	+44 (0) 1455204455	info.uk@fst.com
Italy		+39 (0) 45 85 17 600	+39 (0) 45 85 17 650	info.it@fst.com
Norway		+46 (0) 8 705 27 00	+46 (0) 8 83 81 63	info.se@fst.com
Poland		+48 (0) 228337716	+48 (0) 22 8335897	info.pl@fst.com
Portugal		+34 93 573 87 08	+34 93 570 49 65	info.es@fst.com
Russia		+7 (495) 380 06 50	+7 (495) 380 06 50	info.ru@fst.com
Spain		+34 93 573 87 08	+34 93 570 49 65	info.es@fst.com
Switzerland		+41 (0) 44 306 44 22	+41 (0) 44 302 70 02	info.ch@fst.com
Sweden		+46 (0) 8 705 27 00	+46 (0) 8 83 81 63	info.se@fst.com
Turkey		+90 (0) 216 593 07 29	+90 (0) 216 593 11 18	info.tr@fst.com
Ukraine		+38 (050) 352-61-83	+38 (044) 236-05-43	info.ua@fst.com

[www.fst.com](http://www.fst.com)

America		☎	📠	@
Brazil		+55 11 4072 8000	+55 11 4075 4635	information.br@fnst.com
Canada		+1-866-274-6748	+1 (734) 354 5500	information.cn@fnst.com
Mexico		+55 442 1923 222	+52 442 221 6319	information.mx@fnst.com
USA		1-866-274-6748	+1 (734) 354 5500	information.us@fnst.com

[www.fnst.com](http://www.fnst.com)

Asia		☎	📠	@
China		+86 852-2736 2298	+86 852-2736 2733	info.cn@fst.com
India		+91 124 4689600	+91 124 4018668	info.in@fst.com
Japan		+81 45 548 1123	+81 45 545 4759	info.jp@fnst.com
Singapore		+65 (6) 256 32 33	+65 (6) 265 52 42	info.sg@fnst.com

[www.fnst.com](http://www.fnst.com)

WWW.FNST.COM

**Freudenberg-NOK**  
Sealing Technologies